

**Registro Tumori Umbro di Popolazione  
Registro Nominativo delle Cause di Morte**

# ***INCIDENZA E MORTALITÀ PER CANCRO IN UMBRIA 2003-2005***

*a cura di:*

*Francesco La Rosa, Fabrizio Stracci, Tiziana Casseti,  
Anna Maria Petrinelli, Daniela D'Alò, Massimo Scheibel,  
Daniela Costarelli*



**R. T. U. P.**

PERUGIA 2008



**Hanno collaborato alla raccolta dei dati del Registro:  
STEFANIA ROSSINI, CINZIA SANTUCCI, CLOTILDE SOLIMENE E FRANCESCO SPANO.**

**Il software “S.G.r tup” è stato sviluppato da:  
FORTUNATO BIANCONI E VALERIO BRUNORI.**

**Il software “RegAn” è stato sviluppato da:  
FRANCESCO LA ROSA.**

**Il sito web del Registro Tumori Umbro di Popolazione:**

<http://www.r tup.unipg.it>

**Sul sito sono disponibili tutte le pubblicazioni  
e i dati del RTUP e del ReNCaM**

**In copertina: Pintoricchio: Madonna con il Bambino leggente in un paesaggio.**  
*Tempera su tavola, 33,7 x 25,4 cm, Raleigh, North Carolina Museum of Art, Kress Collection.*

## **Presentazione dell'Assessore regionale alla Sanità.**

L'Umbria è stata la prima regione italiana a dotarsi di un Registro tumori regionale e questo primato attesta sia l'elevato livello culturale e qualitativo dei professionisti che costituiscono il servizio oncologico regionale sia l'importanza che la Direzione regionale attribuisce alla Sanità pubblica. Come l'oncologo per ogni paziente richiede una serie di indagini e informazioni per inquadrare la patologia e scegliere il trattamento migliore e ancora, una volta intrapreso il trattamento, richiede l'esecuzione di ulteriori esami per controllare se esso abbia prodotto i risultati sperati o previsti, così i livelli decisionali del Servizio sanitario in genere, e del servizio oncologico in particolare, non possono prescindere da una serie di informazioni per mantenere e migliorare il controllo del fenomeno tumorale. Il Registro fornisce dati fondamentali sia per definire l'entità del fenomeno e misurarne l'evoluzione sia per valutare il successo dell'azione del servizio sanitario.

L'attività del Registro ha raggiunto i 12 anni e la presente pubblicazione, che costituisce un aggiornamento dei dati di incidenza e mortalità, fornisce un quadro dinamico e nel complesso decisamente positivo dell'oncologia regionale. La riduzione della mortalità e dell'incidenza per i tumori maligni della cervice uterina rappresenta un fatto importante perché può essere messo in relazione con l'introduzione dello screening di popolazione che ha permesso di conseguire un ulteriore miglioramento rispetto all'offerta gratuita del test. Questo miglioramento è gradito anche perché deriva da un maggiore accesso ad un intervento di prevenzione e dunque è un miglioramento in termini di equità. Anche per il cancro al seno si osserva una riduzione della mortalità, ottenuta con l'introduzione tempestiva di nuovi trattamenti chemioterapici e dell'intervento di screening esteso a tutte le donne umbre. Per il cancro del colon, il cui screening è stato introdotto più recentemente, i benefici debbono ancora in larga misura manifestarsi, cosicché nel prossimo futuro possiamo attenderci un ulteriore sensibile aumento sia della sopravvivenza, già elevata rispetto ai dati nazionali, sia del numero di persone che guariscono.

Ora che la rete ospedaliera è stata effettivamente rinnovata, potremo dedicare risorse ed energie all'organizzazione e al funzionamento della rete oncologica regionale. In questa ottica, l'attività del Registro tumori si inquadra in un disegno organico di sviluppo della rete stessa che, da un lato, prevede un ampio sviluppo dell'informatizzazione e dall'altro ha visto la recente creazione del Centro di Riferimento Oncologico (CRO). Un moderno sistema di scambio di dati consentirà di migliorare la qualità del servizio in termini di sicurezza dei trattamenti, tempi di attesa e carico di lavoro degli operatori così come di disporre di dati di valutazione, prodotti dal Registro e dai servizi di screening, ancora più tempestivi e dettagliati. Il CRO si è già dimostrato in grado di dare impulso al trattamento multidisciplinare e di promuovere un vivace scambio scientifico tra tutti gli operatori dell'oncologia. La sinergia tra Registro tumori e CRO si è già tradotta in una stretta collaborazione che ha contribuito allo sviluppo di un sistema sperimentale ad alta risoluzione per la valutazione della qualità dell'assistenza per il cancro della mammella e nella realizzazione delle Linee guida regionali per il trattamento delle neoplasie tiroidee.

In conclusione ancora una volta i dati del Registro tumori sono qui puntuali a "certificare" sia l'impegno profuso dal servizio oncologico sia i risultati decisamente positivi che sono stati raggiunti in termini di controllo del fenomeno e quindi di miglioramento della salute dei cittadini umbri.

*Dott. Maurizio Rosi*

Assessore alla Sanità della Regione dell'Umbria

## **Presentazione del prof. Maurizio Tonato.**

E' con grande piacere che accolgo l'invito di presentare in qualità di Direttore Scientifico del CRO alla Comunità scientifica e all'opinione pubblica dell'Umbria l'elaborato su " Incidenza e Mortalità per Cancro in Umbria ", relativo ai dati raccolti ed elaborati dal RTUP fino al 2005 compreso.

Questo tipo di informazioni diventa sempre più importante ai fini di conoscere l'entità del fenomeno cancro in una determinata area, le tendenze temporali dei fenomeni che lo causano e degli effetti che ne sono prodotti, l'impatto di nuove strategie diagnostiche e terapeutiche nella popolazione generale.

La sua dimensione regionale, come nel caso dell'Umbria, conferisce poi a queste rilevazioni un significato particolare in vista anche di scelte di salute pubblica che ne dovrebbero essere influenzate.

Mi riferisco anche alla stretta collaborazione che si è stabilita da tempo con il RTUP da parte del CRO nella prospettiva di una rete oncologica regionale al cui interno tutti gli aspetti scientifici e organizzativi dovrebbero essere dibattuti in un confronto continuo e sistematico tra tutti gli operatori.

In questo senso lo sviluppo tecnologico, soprattutto informatico, dovrebbe rendere più facile e attuabile in tempo reale quello scambio di informazioni al momento molto legato ad attitudini e scelte individuali.

Infine una "strutturazione" più organica del RTUP e un rapporto più stabile del personale dedicato al Registro tumori renderebbe ovviamente tutti questi processi più regolari e ne garantirebbe la continuità ed anche la qualità nel tempo.

Quindi molti complimenti agli Autori di questo documento e un auspicio che il RTUP diventi sempre più uno strumento di lavoro valido ed efficace, in sinergia con tutte le attività che attengono all'oncologia della nostra Regione.

*Prof. Maurizio Tonato*

Direttore Scientifico

Centro di Riferimento Oncologico

Interaziendale Regione Umbria

**Il sito web del Centro di Riferimento Oncologico  
Interaziendale:**

<http://www.croumbria.org>



## Introduzione.

In questo lavoro viene analizzata la frequenza dei tumori maligni in Umbria, utilizzando i dati di incidenza e di mortalità del Registro Tumori Umbro di Popolazione (RTUP) e del Registro Nominativo delle Cause di Morte (ReNCaM) riguardanti il periodo 2003-2005. Questi dati sono confrontati con quelli dei precedenti trienni 1994-1996, 1997-1999 e 2000-2002.

## Materiali e metodi.

Per i periodi considerati sono stati utilizzati i dati del Registro Tumori Umbro di popolazione (RTUP), raccolti, codificati ed elaborati secondo i criteri standard dei Registri tumori [1]. I valori di incidenza che si riportano possono essere leggermente diversi da quelli precedentemente pubblicati [2-4], poiché i dati sono aggiornati con le rilevazioni e le verifiche degli anni successivi.

Per la prima volta, in questo volume i dati sono stati codificati e tabulati secondo l'ICD-10 [5] e la ICDO3 sia morfologica (M) che topografica (T) [6]; inoltre, in particolare, l'"astrocitoma pilocitico" (ICDO 9421), anche se di comportamento incerto, è stato considerato sempre maligno (/3), così come l'"anemia refrattaria con eccesso di blasti" (AREF, ICDO 9835/3) e la "leucemia smouldering" (ICDO 9989/3) sono state inserite nelle leucemie mieloidi (C92 ICD-10).

Il data-base di raccolta dei dati di incidenza e mortalità è costituito da un "software" sviluppato in collaborazione con il Dipartimento di Ingegneria elettronica e dell'informazione dell'Università degli Studi di Perugia e denominato "S.G.r tup" (Software Gestionale RTUP); l'analisi dei dati del Registro è eseguita mediante un "package" statistico originale, "Analisi del Registro" (RegAn).

Per rendere i tassi confrontabili, gli stessi sono

stati standardizzati per età, con il metodo diretto, utilizzando come popolazione tipo quella umbra M+F, quella italiana M+F del Censimento del 1991, e quella mondiale; nel testo, quando non diversamente specificato, per tasso standardizzato si intende quello per il quale come standard si è utilizzata la popolazione umbra del 1991.

Analizzando i dati si deve tener conto del fatto che i tassi sono riferiti a popolazioni talvolta di numerosità ridotta e quindi soggetti a una notevole variabilità casuale. Gli errori standard, indicati nelle tabelle accanto ai tassi standardizzati con la popolazione umbra, possono aiutare ad interpretare meglio le differenze tra i periodi e tra le diverse circoscrizioni territoriali, e ciò specialmente per i tumori più rari, che possono aver subito variazioni anche consistenti nella loro frequenza. Il Registro dispone dei dati di incidenza e mortalità relativi al periodo 1994-2005, che sono a disposizione di chi voglia utilizzarli anche con aggregazioni diverse da quelle riportate nel presente volume, nei limiti del rispetto della legge sulla confidenzialità dei dati sensibili.

---

## Ringraziamenti.

*Gli Operatori del Registro Tumori ringraziano l'Osservatorio Epidemiologico dell'Assessorato alla Sanità della Regione Umbria, le Direzioni Sanitarie e gli Operatori dei reparti ospedalieri regionali, delle Case di cura private, dei laboratori di Anatomia Patologica della Regione e dei Centri per la diagnosi precoce del cancro della mammella e della cervice uterina.*

*Un particolare ringraziamento va ai Medici di medicina generale che pazientemente collaborano a chiarire i casi dubbi e quelli di più complessa interpretazione.*

*L'archivio di mortalità è stato creato grazie alla disponibilità e alla collaborazione dei Sindaci, dei Responsabili e degli Operatori degli Uffici anagrafe dei comuni umbri, e dei Responsabili ReNCaM delle quattro ASL.*

## Risultati.

### Incidenza.

Nella tabella 1 e in figura 1 è riportato il numero dei casi incidenti e i relativi tassi standardizzati per i periodi 1994-1996, 1997-1999, 2000-02, 2003-2005.

Nell'arco degli anni esaminati, il numero medio annuo di casi, esclusi i carcinomi della pelle, nella regione dell'Umbria è stato di 2624 nei maschi e 2012 nelle femmine nel primo periodo 1994-1996, di 2818 e 2217 nei due sessi rispettivamente nel triennio 1997-1999, 2813 e 2299 nel 2000-2002, e 2986 e 2302 nel triennio più recente. Nei maschi l'incidenza è praticamente rimasta stabile nei dodici anni considerati, mentre nel sesso femminile i tassi di incidenza, negli stessi anni, hanno subito prima un aumento di 40 punti per 100.000 abitanti dal primo al terzo periodo, per poi diminuire di circa 20 punti nell'ultimo.

Il quadro generale della patologia neoplastica ha subito alcune importanti variazioni. Nell'ultimo periodo, nei maschi il tasso di incidenza del cancro del polmone (C34), è stato superato da quello del colon-retto e, soprattutto, da quello della prostata che attualmente, con 140.1 casi per 100.000 maschi, risulta essere la prima sede tumorale (figure 1 e 2). Il tasso di incidenza del tumore dello stomaco (49.9 per 100.000) è andato ancora diminuendo, risultando così quinto in graduatoria, superato anche da quello della vescica. Nel sesso femminile la graduatoria della frequenza delle diverse sedi di neoplasia è rimasta pressoché invariata: rimane al primo posto la mammella, seguita dal colon-retto e dallo stomaco. Il tasso relativo a quest'ultima sede è ulteriormente diminuito nel periodo più recente (24.0 per 100.000 ab.).

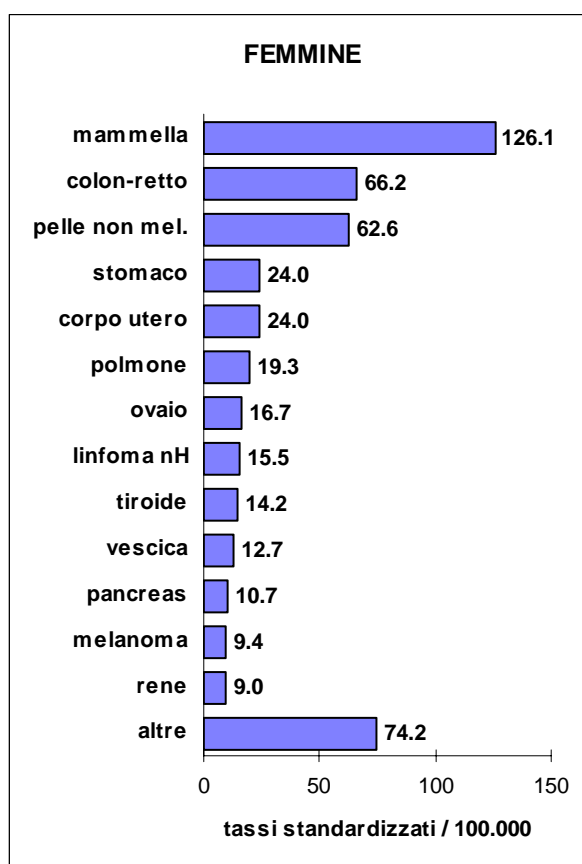
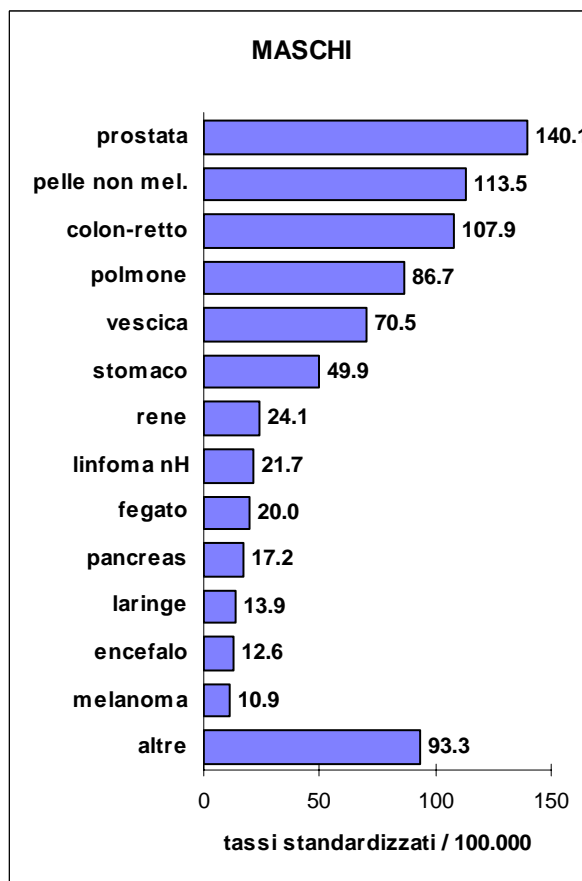


Figura 1. Tassi standardizzati di incidenza nel 2003-2005.



Tabella 1. Numero triennale di casi incidenti e tassi standardizzati dei più frequenti tumori maligni in Umbria.

NUMERO CASI								TASSI STANDARDIZZATI									
MASCHI				FEMMINE				MASCHI				FEMMINE					
1994-1996	1997-1999	2000-2002	2003-2005	1994-1996	1997-1999	2000-2002	2003-2005	ICD-X	SEDE	1994-1996	1997-1999	2000-2002	2003-2005	1994-1996	1997-1999	2000-2002	2003-2005
50	42	25	13	10	10	10	4	C00	LABBRO	4.3	3.4	1.9	0.9	0.6	0.6	0.5	0.2
112	116	102	103	43	61	43	51	C01-08	BOCCA	9.8	8.9	7.9	7.8	2.8	3.7	3.5	3.0
64	51	55	45	10	12	17	6	C09-13	OROFARINGE	5.3	4.2	4.3	3.5	0.7	0.8	1.3	0.5
85	62	60	57	19	19	17	18	C15	ESOFAGO	7.1	5.0	4.5	4.2	1.2	1.1	1.0	1.0
740	721	684	684	490	519	466	460	C16	STOMACO	62.0	58.2	52.4	49.9	30.1	30.3	26.4	24.0
668	804	804	949	585	721	751	782	C18	COLON	56.2	65.1	62.2	70.6	37.1	44.1	44.7	43.9
110	166	170	140	92	125	115	131	C19	GIUNZ.RETTO-SIGMOIDEA	9.3	13.7	13.2	10.6	6.1	8.1	7.1	7.9
310	295	346	343	207	218	206	222	C20	RETTO	25.7	24.1	26.9	25.4	13.4	14.1	12.6	12.9
17	31	11	17	28	24	26	24	C21	ANO/CANALE ANALE	1.5	2.4	0.9	1.3	1.7	1.5	1.7	1.5
271	263	282	270	128	146	171	146	C22	FEGATO	23.3	21.4	21.7	20.0	8.0	8.5	9.1	7.9
74	84	81	89	157	131	133	123	C23-24	VIE BILIARI	6.3	6.7	6.1	6.4	9.4	7.6	7.2	6.5
181	185	212	230	173	180	180	200	C25	PANCREAS	15.3	15.1	16.7	17.2	10.6	10.9	10.4	10.7
192	217	171	182	12	12	18	12	C32	LARINGE	16.3	17.7	13.5	13.9	0.8	0.8	1.1	0.9
1261	1297	1273	1167	291	290	325	327	C34	BRONCHI E POLMONI	106.4	104.8	99.3	86.7	19.5	18.0	20.9	19.3
97	134	153	143	110	169	139	141	C43	PELLE MELANOMI	8.1	10.9	12.2	10.9	7.7	11.9	9.7	9.4
1169	1387	1449	1560	806	949	991	1192	C44	PELLE NON MELANOMI	99.1	111.6	111.3	113.5	49.8	55.3	56.7	62.6
16	14	25	24	6	6	12	13	C45	MESOTELIOMA	1.4	1.1	1.9	1.9	0.5	0.4	0.8	0.8
29	34	35	41	31	27	36	34	C49	TESSUTI MOLLI	2.6	2.7	2.8	3.1	2.1	1.8	2.4	2.2
22	11	19	20	1533	1733	1931	1907	C50	MAMMELLA	1.7	0.9	1.6	1.4	109.0	120.3	136.2	126.1
-	-	-	-	62	58	63	54	C51	VULVA	-	-	-	-	3.8	3.3	3.8	2.8
-	-	-	-	117	118	115	110	C53	COLLO DELL'UTERO	-	-	-	-	8.6	8.2	8.1	7.3
-	-	-	-	335	355	351	373	C54	CORPO DELL'UTERO	-	-	-	-	23.5	24.2	24.8	24.0
-	-	-	-	253	281	261	260	C56	OVAIO	-	-	-	-	17.6	19.0	17.3	16.7
1224	1279	1446	1871	-	-	-	-	C61	PROSTATA	103.8	102.7	111.4	140.1	-	-	-	-
55	61	74	61	-	-	-	-	C62	TESTICOLI	4.4	4.9	6.2	4.9	-	-	-	-
245	278	295	314	134	131	157	150	C64	RENE	20.2	22.5	23.4	24.1	9.3	8.7	10.2	9.0
860	970	990	962	219	218	223	223	C67	VESCICA	72.8	77.9	77.5	70.5	14.3	13.2	13.5	12.7
148	140	124	162	106	113	114	116	C71	ENCEFALO	12.7	11.5	10.0	12.6	7.6	7.7	7.7	7.2
41	62	57	67	104	142	195	196	C73	TIROIDE	3.3	5.2	4.6	5.2	7.9	10.8	14.8	14.2
38	45	55	41	36	38	32	39	C81	LINFOMA DI HODGKIN	3.1	3.7	4.6	3.4	2.8	3.0	2.5	3.2
254	245	245	289	206	229	255	255	C82-85	LINFOMI NON HODGKIN	21.4	20.0	19.5	31.7	13.9	14.8	16.3	15.5
104	91	116	104	104	98	99	100	C88e90	MIELOMA	9.0	7.2	9.1	7.7	6.9	5.9	5.9	6.1
151	134	110	99	106	92	66	72	C91	LEUCEMIA LINFATICA	12.8	10.7	8.7	7.5	7.2	6.1	4.2	4.8
114	126	135	130	77	90	90	88	C92	LEUCEMIA MIELOIDE	9.3	10.3	10.7	9.6	4.9	5.6	5.8	5.0
57	100	72	62	50	63	54	62	O&U	MAL DEFINITE/METASTAS	4.8	8.1	5.4	4.4	3.0	3.6	2.4	3.1
9042	9732	9888	10519	6841	7599	7887	8097	TUTTE	LE SEDI	763.3	786.4	769.3	782.3	456.0	487.9	503.0	484.6
7873	8453	8439	8959	6035	6650	6896	6905	TUTTE	LE SEDI ESCL. C44	664.2	674.8	658.0	668.8	406.2	432.6	446.3	422.0

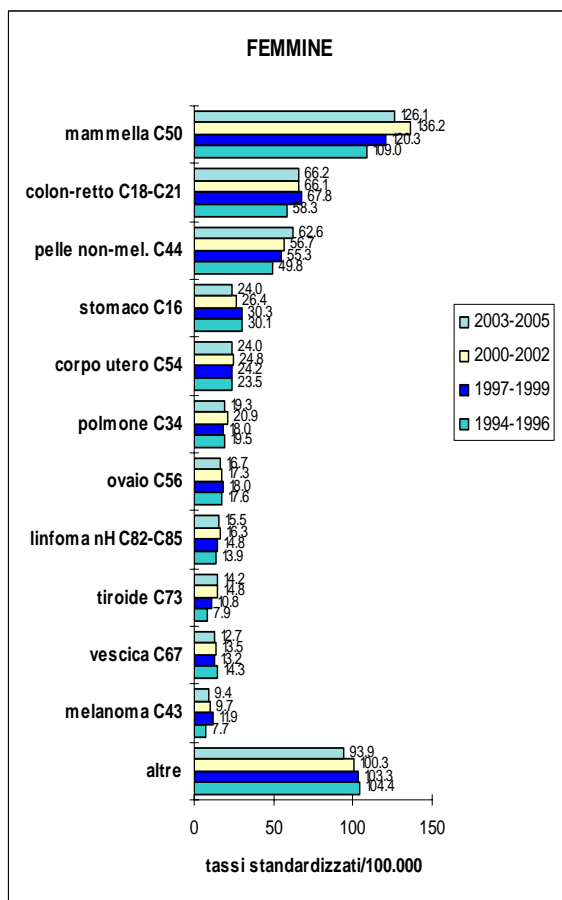
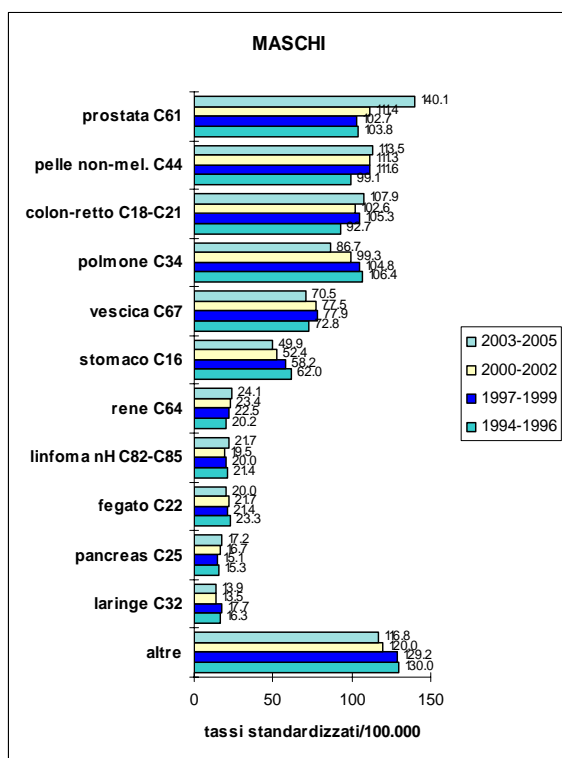


Figura 2. Confronto dei tassi standardizzati di incidenza, 1994-2005.

In figura 3 è riportata la distribuzione percentuale dei tassi standardizzati di incidenza, nei due sessi. Nei maschi le tre principali sedi coprono il 50% dei casi incidenti (prostata 21%, colon-retto 16%, polmone 13%), mentre nelle femmine la mammella costituisce quasi un terzo (29%) del tasso per tutte le sedi.

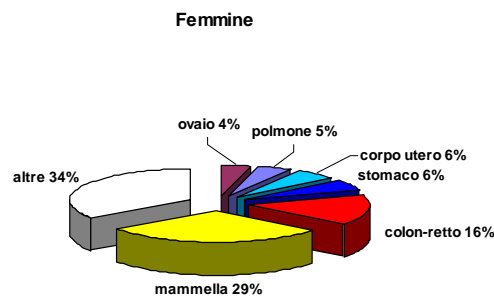
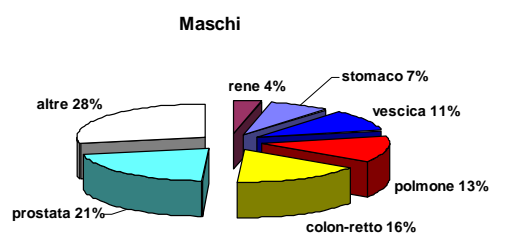


Figura 3. Distribuzione percentuale dei tassi standardizzati di incidenza nel 2003-2005 (escluso i carcinomi della pelle, C44, ICD-10).

Le figure 4 e 5 riportano le distribuzioni percentuali delle più frequenti sedi tumorali nelle diverse grandi classi di età. I valori sono calcolati sul totale dei tumori escluso i carcinomi della pelle (C44, ICD-10).

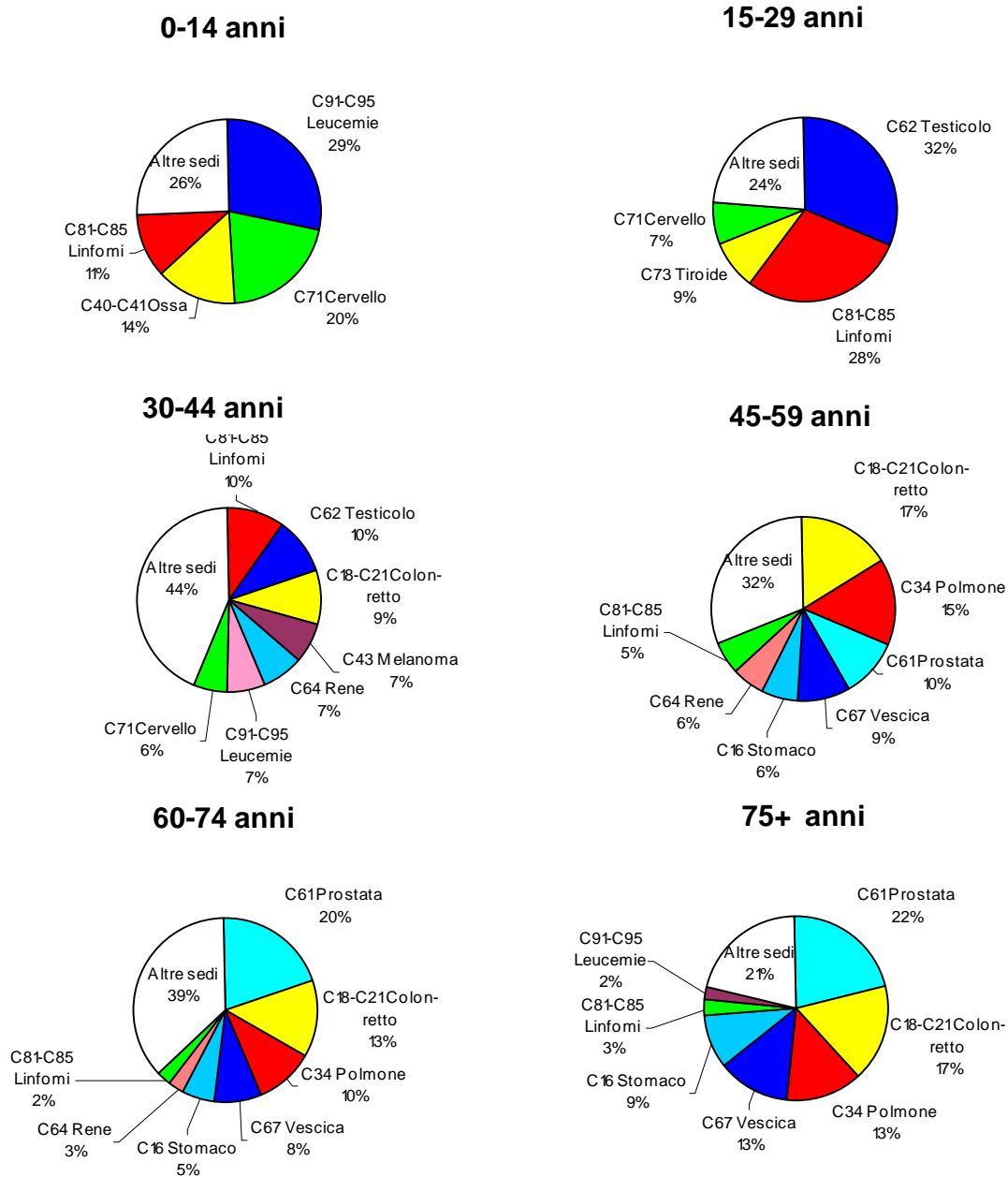


Figura 4. Distribuzione percentuale del numero dei casi delle più frequenti sedi tumorali nelle diverse classi di età. Maschi, 2003-2005.

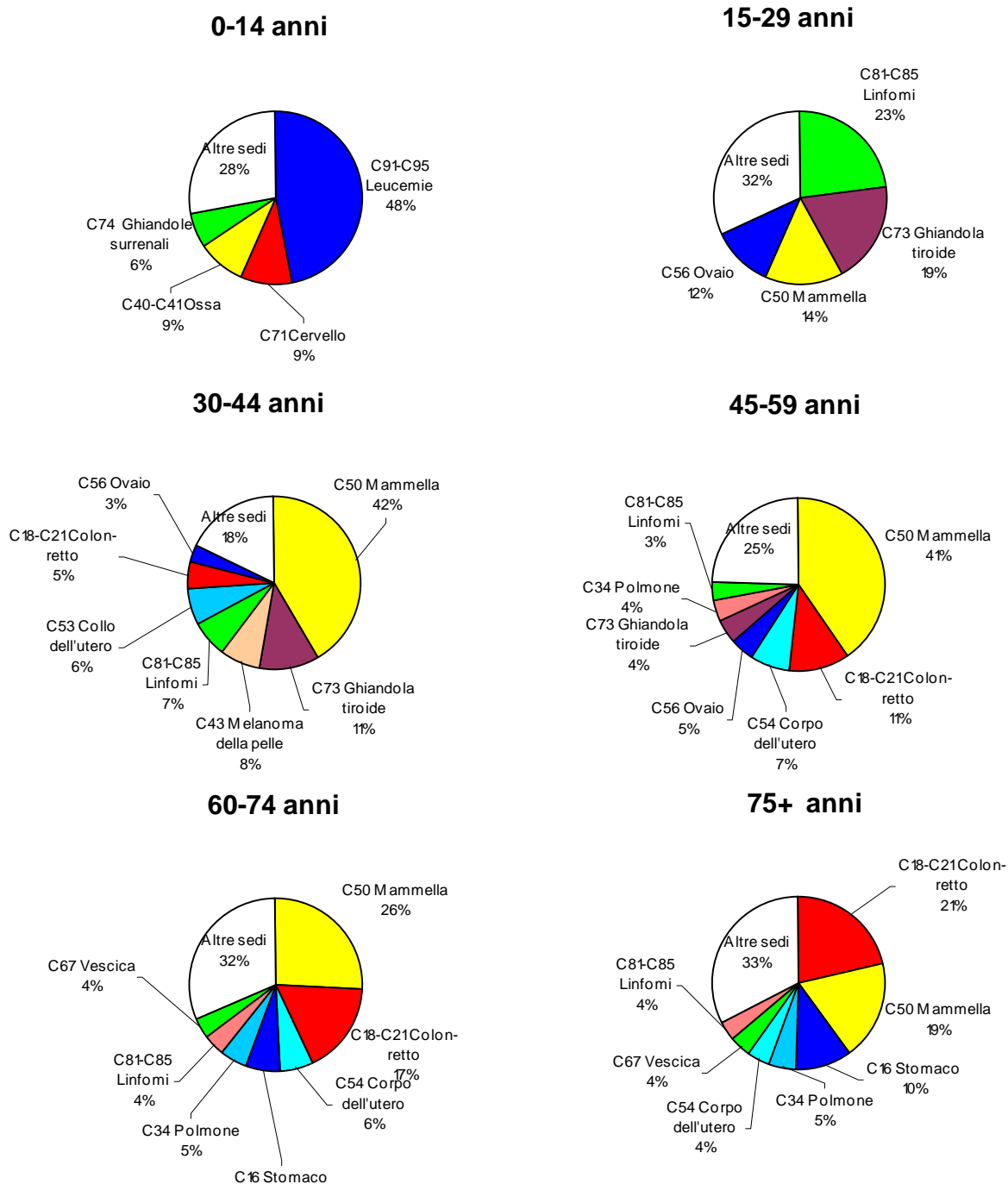


Figura 5. Distribuzione percentuale del numero dei casi delle più frequenti sedi tumorali nelle diverse classi di età. Femmine, 2003-2005.

**Mortalità.**

Nei maschi, il numero medio annuo dei morti è aumentato dal primo triennio (1442) al secondo (1569), per poi diminuire nel terzo (1479) e di nuovo aumentare nell'ultimo periodo (1555); nelle femmine dopo il primo aumento (da 1031 a 1085 nei primi due trienni), il numero dei decessi è poi rimasto praticamente inalterato (1085 e 1094) (tabella 2). Nei maschi i tassi standardizzati di mortalità diminuiscono per tutte le sedi più importanti (tabella 2 e figura 6), compreso il polmone (C34) che passa, nei quattro periodi,

da 90.7 per 100.000 abitanti nel primo periodo, a 91.2 nel secondo e a 83.6 nel terzo e 81.1 nel quarto. Il tasso per tutte le sedi aumenta dal primo al secondo triennio e poi diminuisce sensibilmente (365.7, 379.5, 338.0, 336.8 per 100.000 abitanti).

Nelle femmine gli andamenti sono meno costanti, anche se il tasso complessivo scende da 192.7 a 189.1 nel secondo periodo, a 181.4 nel terzo e 171.0 nel quarto (tabella 2 e figura 6b).

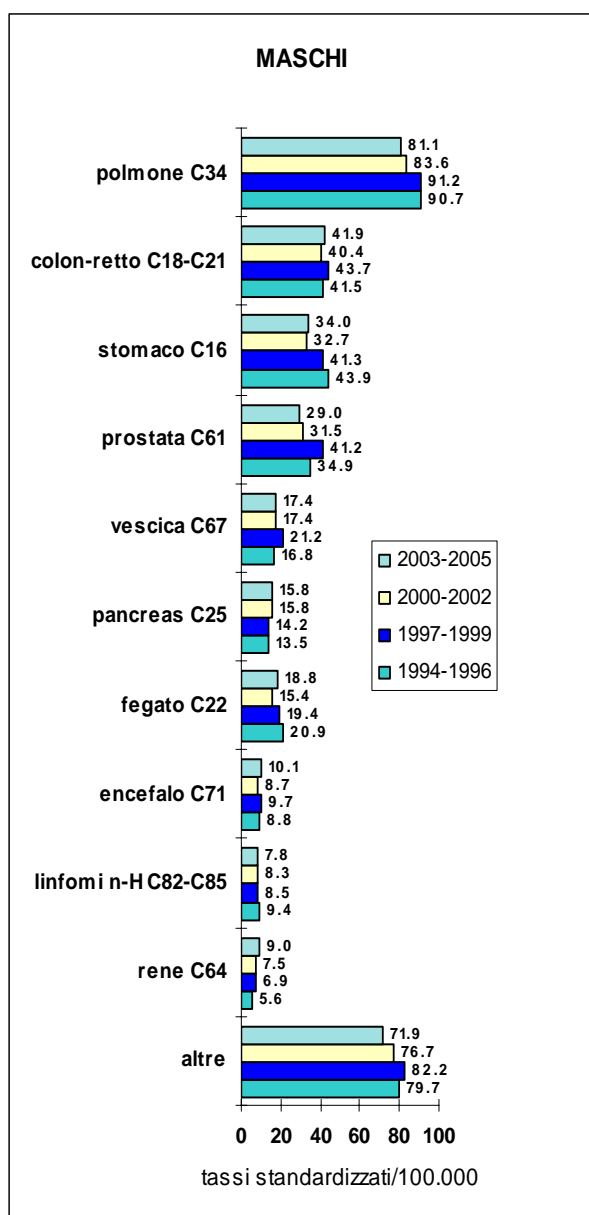


Figura 6. Confronto dei tassi standardizzati di mortalità, maschi, 1994-2005.

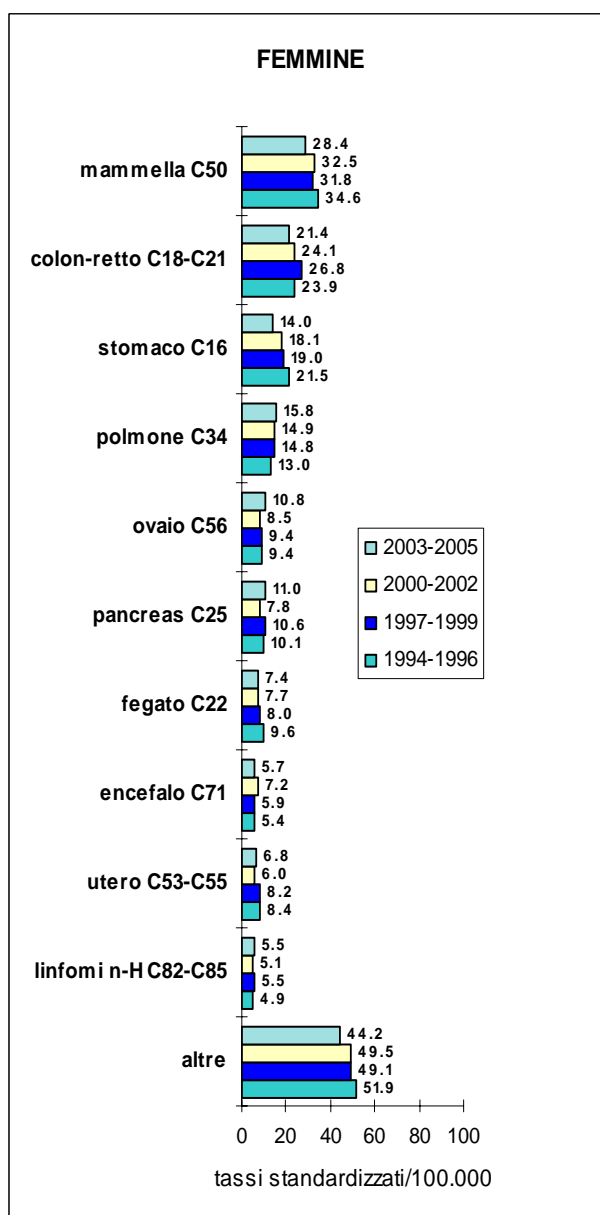


Figura 6b. Confronto dei tassi standardizzati di mortalità, femmine, 1994-2005.

Tabella 2. Numero triennale di decessi e tassi standardizzati di mortalità per tumori maligni in Umbria.

NUMERO DECESSI								TASSI STANDARDIZZATI									
MASCHI				FEMMINE				MASCHI				FEMMINE					
1994-96	1997-99	2000-02	2003-05	1994-96	1997-99	2000-02	2003-05	ICD-X	SEDE	1994-96	1997-99	2000-02	2003-05	1994-96	1997-99	2000-02	2003-05
1	3	3	1	1	0	2	0	C00	T.m. labbro	0.1	0.3	0.2	0.1	0.0	0.0	0.1	0.0
8	10	9	7	0	3	2	1	C01	T.m. base della	0.6	0.8	0.7	0.5	0.0	0.2	0.1	0.1
13	13	15	15	4	9	9	8	C02	T.m. altre ns parti	1.1	1.0	1.2	1.2	0.2	0.6	0.6	0.5
3	1	0	0	2	0	2	1	C03	T.m. gengiva	0.2	0.1	0.0	0.0	0.1	0.0	0.1	0.0
5	9	6	5	2	2	2	0	C04	T.m. pavimento orale	0.4	0.7	0.5	0.4	0.1	0.1	0.1	0.0
3	0	0	1	4	2	1	0	C05	T.m. palato	0.2	0.0	0.0	0.1	0.2	0.1	0.1	0.0
11	11	11	12	7	8	3	1	C06	T.m. altre ns parti	0.9	0.9	0.8	0.9	0.5	0.4	0.2	0.1
8	7	5	10	2	7	2	4	C07	T.m. Parotide	0.6	0.5	0.4	0.7	0.1	0.4	0.1	0.2
0	2	4	3	1	0	4	2	C08	T.m. altre	0.0	0.1	0.3	0.2	0.1	0.0	0.2	0.1
8	8	8	3	1	2	1	2	C09	T.m. tonsille	0.7	0.6	0.6	0.2	0.0	0.1	0.1	0.1
3	4	1	6	0	1	2	1	C10	T.m. orofaringe	0.3	0.3	0.1	0.5	0.0	0.1	0.1	0.1
1	7	8	2	1	2	5	2	C11	T.m. nasofaringe	0.1	0.6	0.6	0.2	0.1	0.1	0.2	0.2
0	2	1	1	0	0	0	0	C12	T.m. seno piriforme	0.0	0.2	0.1	0.1	0.0	0.0	0.0	0.0
4	6	6	6	0	0	0	0	C13	T.m. ipofaringe	0.3	0.5	0.4	0.4	0.0	0.0	0.1	0.0
20	11	11	21	1	2	1	4	C14	T.m. al.n.s.sedi	1.6	0.9	0.8	1.7	0.0	0.1	0.0	0.2
76	70	62	56	17	14	21	14	C15	T.m. esofago	6.3	5.5	4.8	4.1	1.1	0.8	1.1	0.7
526	512	432	473	367	348	346	302	C16	T.m. stomaco	43.9	41.3	32.7	34.0	21.5	19.0	18.1	14.0
5	18	13	8	6	14	8	5	C17	Tm. piccolo intestino	0.4	1.5	1.0	0.5	0.4	0.7	0.4	0.2
342	398	376	417	286	366	348	345	C18	T.m. colon	28.3	32.0	28.6	30.2	17.0	20.5	18.6	17.2
34	17	27	26	26	16	18	14	C19	T.m.	2.8	1.4	1.9	1.9	1.5	0.9	1.0	0.6
114	119	120	128	83	89	77	71	C20	T.m. retto	10.0	9.7	9.1	9.4	5.2	5.2	4.1	3.5
4	5	10	6	5	5	9	1	C21	T.m. ano e canale	0.4	0.4	0.8	0.4	0.2	0.2	0.4	0.1
243	240	201	259	156	141	151	151	C22	T.m. fegato dotti	20.9	19.4	15.4	18.8	9.6	8.0	7.7	7.4
16	20	22	20	46	54	47	45	C23	T.m. colecisti	1.4	1.5	1.7	1.5	1.7	2.9	2.7	2.4
30	39	45	36	46	51	43	55	C24	T.m. al.n.s.parti vie	2.5	3.1	3.4	2.5	2.4	2.9	2.2	2.4
160	174	202	215	165	177	145	205	C25	T.m. pancreas	13.5	14.2	15.8	15.8	10.1	10.6	7.8	11.0
77	71	78	71	93	64	73	91	C26	T.m. al.mal	6.5	5.7	5.6	5.0	5.2	3.3	3.5	4.1
0	1	0	1	0	1	2	2	C30	T.m. cavità nasali	0.0	0.1	0.0	0.1	0.0	0.0	0.1	0.1
0	3	4	5	2	1	1	3	C31	T.m. seni accessori	0.0	0.3	0.3	0.4	0.1	0.0	0.1	0.1
94	80	74	73	4	3	7	5	C32	T.m. laringe	7.9	6.5	5.8	5.4	0.3	0.1	0.4	0.3
5	5	4	3	2	0	0	1	C33	T.m. trachea	0.4	0.4	0.3	0.2	0.2	0.0	0.0	0.1
1077	1129	1081	1107	206	247	245	277	C34	T.m. bronchi e	90.7	91.2	83.6	81.1	13.0	14.8	14.9	15.8
1	4	1	1	0	0	4	0	C37	T.m. timo	0.1	0.3	0.1	0.1	0.0	0.0	0.3	0.0
12	13	16	9	5	7	10	5	C38	T.m. cuore	1.0	1.1	1.1	0.7	0.3	0.3	0.6	0.3
0	0	0	0	1	0	0	2	C39	T.m. al.mal	0.0	0.0	0.1	0.0	0.1	0.0	0.0	0.1
0	3	1	3	2	5	1	1	C40	T.m. ossa	0.0	0.3	0.0	0.2	0.1	0.4	0.1	0.1
9	7	10	12	6	8	10	6	C41	T.m. ossa cartil.artic	0.8	0.6	0.8	0.9	0.4	0.5	0.6	0.3
31	42	42	45	33	24	36	33	C43	Melanoma della pelle	2.6	3.4	3.3	3.2	2.0	1.4	1.9	1.9
16	16	13	12	16	8	13	18	C44	Altri t.m. della pelle	1.3	1.3	0.9	0.8	0.9	0.4	0.5	0.7
9	10	19	14	3	3	5	13	C45	Mesotelioma	0.8	0.8	1.5	1.1	0.2	0.2	0.3	0.8

NUMERO DECESSI								TASSI STANDARDIZZATI									
MASCHI				FEMMINE				MASCHI				FEMMINE					
1994-96	1997-99	2000-02	2003-05	1994-96	1997-99	2000-02	2003-05	ICD-X	SEDE	1994-96	1997-99	2000-02	2003-05	1994-96	1997-99	2000-02	2003-05
0	0	2	0	0	0	0	0	C46	Sarcoma di Kaposi	0.0	0.0	0.2	0.0	0.0	0.0	0.0	0.0
21	21	13	16	24	29	15	16	C48	T.m. retroperit.peritoneo	1.8	1.6	1.1	1.2	1.5	1.5	0.9	0.9
9	22	21	27	16	11	13	37	C49	T.m. tess.connettivo e moll	0.8	1.7	1.6	1.9	1.1	0.7	0.6	1.9
3	3	9	6	511	510	540	493	C50	T.m. mammella	0.3	0.2	0.7	0.4	34.6	31.8	32.5	28.4
.	.	.	-	30	25	29	20	C51	T.m. vulva	.	.	.	-	1.8	1.3	1.5	0.9
.	.	.	-	5	6	6	6	C52	T.m. vagina	.	.	.	-	0.3	0.3	0.2	0.2
.	.	.	-	24	42	23	20	C53	T.m. collo dell'utero	.	.	.	-	1.7	2.5	1.4	1.1
.	.	.	-	24	29	31	14	C54	T.m. corpo dell'utero	.	.	.	-	1.6	1.7	1.7	0.9
.	.	.	-	78	72	55	92	C55	T.m. utero n.s.	.	.	.	-	5.1	4.0	2.9	4.8
.	.	.	-	147	157	136	186	C56	T.m. ovaio	.	.	.	-	9.4	9.4	8.5	10.8
.	.	.	-	5	2	1	2	C57	T.m. al.n.s.org.genit.femmi	.	.	.	-	0.3	0.1	0.0	0.1
4	6	5	4	.	.	.	.	C60	T.m. pene	0.4	0.5	0.4	0.3	.	.	.	-
408	510	434	432	.	.	.	-	C61	T.m. prostata	34.9	41.2	31.5	29.0	.	.	.	-
2	5	5	2	.	.	.	-	C62	T.m. testicolo	0.2	0.4	0.4	0.1	.	.	.	-
1	3	5	4	.	.	.	-	C63	T.m. al.n.s.org.genit.masch	0.1	0.3	0.3	0.3	.	.	.	-
66	86	98	123	40	29	61	50	C64	T.m. rene eccet.pelvi renal	5.6	6.9	7.5	9.0	2.6	1.7	3.5	2.2
0	0	0	6	2	1	1	2	C65	T.m. pelvi renale	0.0	0.0	0.0	0.4	0.1	0.0	0.1	0.1
4	6	3	5	0	0	2	2	C66	T.m. uretere	0.4	0.5	0.2	0.4	0.0	0.0	0.1	0.1
195	266	234	248	59	59	67	62	C67	T.m. vescica	16.8	21.2	17.4	17.4	3.4	3.0	3.2	2.4
32	38	11	6	16	23	9	2	C68	T.m. al.n.s.organi urinari	2.8	3.0	0.9	0.3	1.0	1.4	0.6	0.1
1	2	2	3	3	1	4	0	C69	T.m. occhio e annessi	0.1	0.2	0.2	0.2	0.2	0.0	0.2	0.0
2	1	3	5	4	4	5	4	C70	T.m. meningi	0.2	0.1	0.2	0.1	0.2	0.3	0.3	0.2
103	119	107	131	80	91	111	101	C71	T.m. cervello	8.8	9.7	8.7	10.1	5.4	5.9	7.2	5.7
1	7	3	3	1	4	6	3	C72	T.m. midollo spin.nervi cra	0.1	0.6	0.2	0.3	0.1	0.3	0.4	0.2
7	12	8	17	11	19	23	15	C73	T.m. ghiandola tiroide	0.6	1.0	0.6	1.2	0.7	1.1	1.2	0.8
2	2	4	4	9	4	5	3	C74	T.m. ghiandole surrenali	0.2	0.2	0.3	0.3	0.7	0.3	0.4	0.2
1	1	5	1	1	3	0	1	C75	T.m. al.ghiand.endocr.strut	0.1	0.1	0.4	0.1	0.1	0.2	0.0	0.1
14	15	14	14	22	27	11	13	C76	T.m. altre e mal.def.sedi	1.2	1.1	1.0	1.0	1.3	1.6	0.5	0.7
0	3	0	0	2	2	2	0	C77	T.m. sec.n.s.linfonodi	0.0	0.2	0.0	0.0	0.2	0.1	0.1	0.0
2	1	0	0	3	1	1	0	C78	T.m. sec.n.s.org.resp.diger	0.2	0.1	0.0	0.0	0.2	0.1	0.0	0.0
0	1	0	0	0	1	0	0	C79	T.m. sec altre sedi	0.0	0.1	0.0	0.0	0.0	0.1	0.0	0.0
109	107	135	135	78	81	109	117	C80	T.m. n.a.s	9.4	8.6	10.3	9.5	4.6	4.7	5.3	5.7
11	7	15	6	11	6	9	3	C81	Malattia di Hodgkin	0.9	0.6	1.2	0.4	0.8	0.4	0.7	0.1
0	1	1	1	0	1	0	1	C82	Linfoma	0.0	0.1	0.1	0.1	0.0	0.0	0.0	0.1
3	0	4	4	0	0	0	3	C83	Linfoma diffuso	0.3	0.0	0.4	0.3	0.0	0.0	0.0	0.2
2	2	2	1	0	1	0	0	C84	Linfoma perif.cutane.cell.T	0.2	0.2	0.1	0.1	0.0	0.1	0.0	0.0
104	100	98	100	80	94	87	97	C85	Al. n.s. linfomi nonHodgkin	8.9	8.2	7.7	7.3	4.9	5.4	5.1	5.2
6	10	6	6	11	10	1	3	C88	Mal.immunoprolifer.maligna	0.5	0.8	0.4	0.4	0.6	0.5	0.1	0.1
62	51	55	69	63	65	83	77	C90	Mieloma multipl.t.m.plasma	5.4	4.2	4.2	5.0	3.9	3.9	4.8	3.8
56	72	73	75	41	44	57	44	C91	Leucemia linfoide	4.7	5.7	5.5	5.4	2.5	2.6	3.0	2.0
73	92	85	84	54	70	54	72	C92	Leucemia mieloide	6.1	7.5	6.5	6.1	3.4	4.3	3.3	3.9
4	4	0	2	0	1	1	2	C93	Leucemia monocitica	0.4	0.3	0.0	0.2	0.0	0.0	0.1	0.1
1	0	0	0	1	2	1	0	C94	Altre leucemie cell.specific	0.1	0.0	0.0	0.0	0.1	0.1	0.1	0.0
38	33	24	24	26	33	29	19	C95	Leucemie cell.non specific	3.3	2.6	1.7	1.7	1.6	1.7	1.2	0.9
9	8	11	12	8	10	12	8	C96	Al. n.s. t.m. tess.linf.emato	0.8	0.6	0.8	0.8	0.5	0.4	0.6	0.4
4325	4707	4436	4665	3092	3254	3256	3281	C00-C96	TUTTE LE SEDI	365.7	379.5	338.0	336.8	192.7	189.1	181.4	171.0

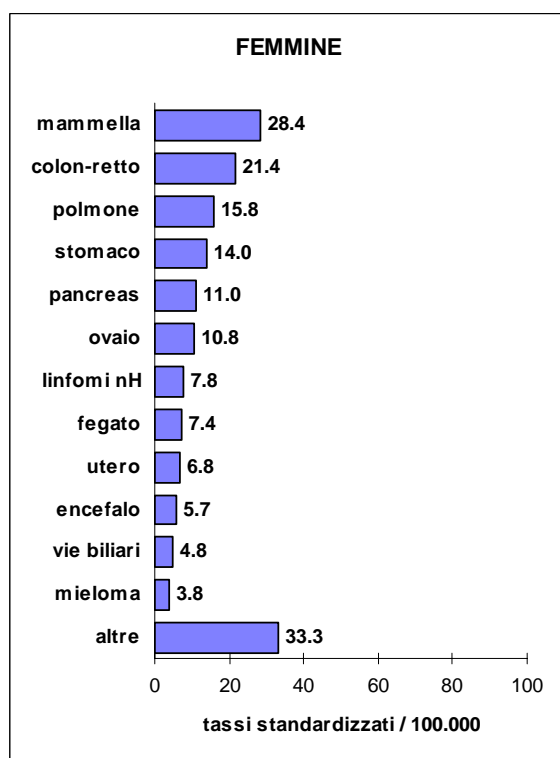
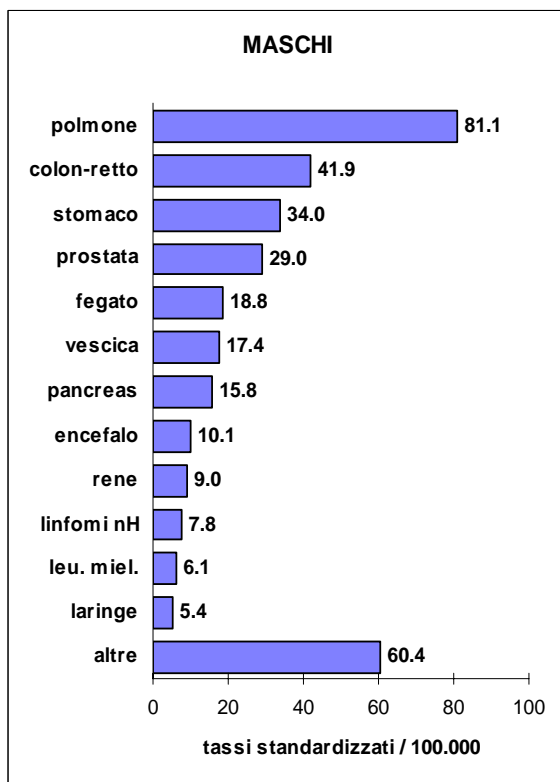


Figura 7. Tassi standardizzati di mortalità nel 2003-2005.

Il cancro del polmone nei maschi e quello della mammella nelle femmine sono ancora le prime cause di mortalità neoplastica (figura 7).

La figura 8 riporta le distribuzioni percentuali dei tassi standardizzati di mortalità, nei due sessi. Confrontando tali dati con quelli dell'incidenza, si nota come, nei maschi, la bassa sopravvivenza per cancro del polmone [7] determina una mortalità più elevata per questa sede, che costituisce un quarto di tutte le morti. Al contrario, nelle femmine, la buona sopravvivenza per cancro della mammella [7] porta la percentuale relativa alla mortalità per tale sede al 18%.

In ambo i sessi la frequenza relativa della mortalità per cancro dello stomaco è pari al 10% e quella del colon-retto è molto simile: 12% nei maschi e 13% nelle femmine.

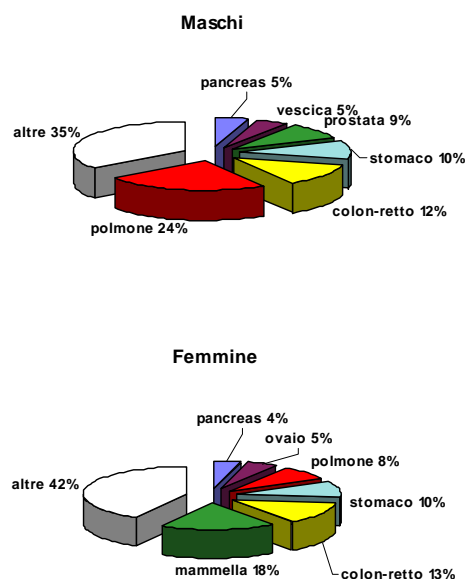


Figura 8. Distribuzione percentuale dei tassi standardizzati di mortalità nel 2003-2005.



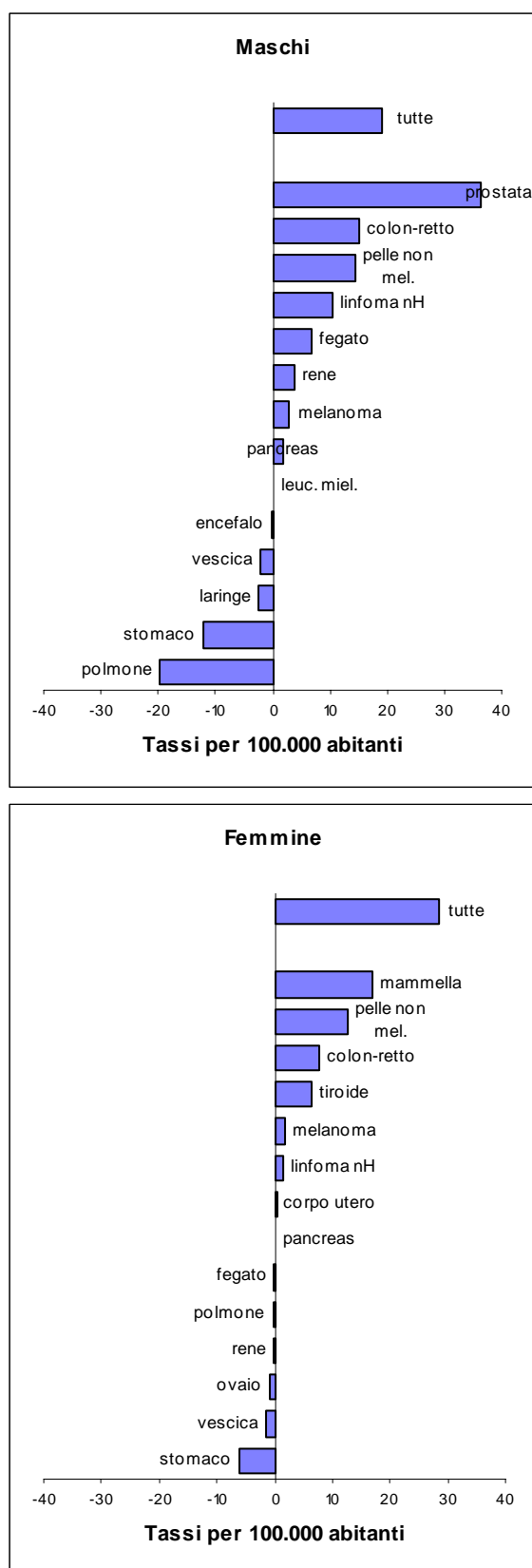


Figura 9. Variazione dei tassi standardizzati di incidenza dal 1994-1996 al 2003-2005.

**Variazioni temporali.**

Le figure 9 e 10 riportano le variazioni, rispettivamente dei tassi di incidenza e di mortalità, riscontrate dal primo al quarto periodo esaminato. Nei maschi spicca l'incremento di quasi 40 punti del tumore della prostata e quello di 25 punti del colon-retto. Il cancro polmonare e quello gastrico subiscono i decrementi più evidenti (20 e 12 punti rispettivamente). L'incremento del tasso complessivo dipende quasi esclusivamente dall'aumento delle diagnosi dei carcinomi della pelle.

Non tenendo conto dei carcinomi cutanei, nelle femmine, l'incremento complessivo dei tumori è stato pari a 14 punti per 100.000 abitanti. L'incremento maggiore si è avuto per la mammella (14 punti). Anche nelle femmine la diminuzione più importante l'ha subita il cancro gastrico (6 punti); da sottolineare ancora l'incremento dei tassi di incidenza per tumori della tiroide.

**Tassi standardizzati di incidenza**

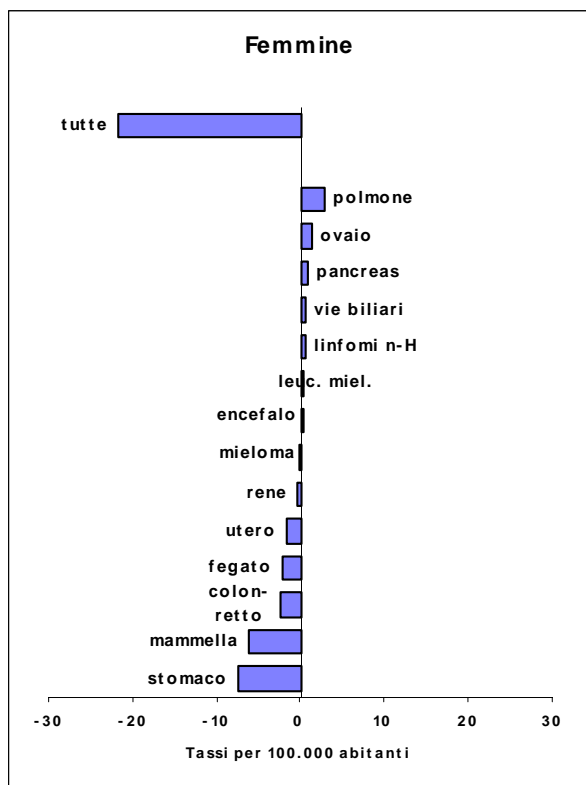
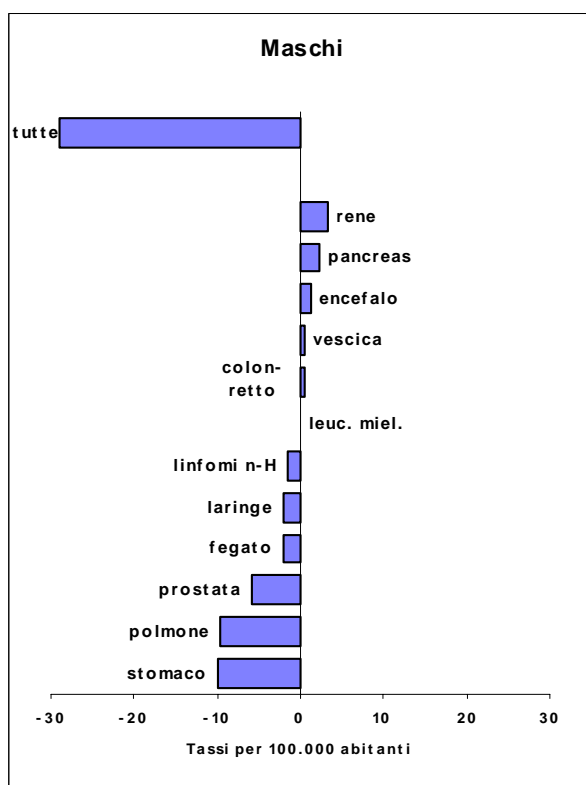
Stomaco	1994-1996	1997-1999	2000-2002	2003-2005
<b>Maschi</b>	62.0	58.2	52.4	49.9
<b>Femmine</b>	30.1	30.3	26.4	24.0

Tiroide	1994-1996	1997-1999	2000-2002	2003-2005
<b>Maschi</b>	3.3	5.2	4.6	5.2
<b>Femmine</b>	7.9	10.8	14.8	14.2

Polmone	1994-1996	1997-1999	2000-2002	2003-2005
<b>Maschi</b>	106.4	104.8	99.3	86.7
<b>Femmine</b>	19.5	18.0	20.9	19.3

Colon-retto	1994-1996	1997-1999	2000-2002	2003-2005
<b>Maschi</b>	92.7	105.3	102.6	107.9
<b>Femmine</b>	58.3	67.8	66.1	66.2

	1994-1996	1997-1999	2000-2002	2003-2005
<b>Prostata</b>	103.8	102.7	111.4	140.1
<b>Mammella Femmine</b>	109.0	120.3	136.2	126.1



I tassi di mortalità maschili diminuiscono in maniera consistente (28.9 per 100.000 abitanti) anche in relazione alla diminuzione dell'incidenza del cancro dello stomaco (9.9), del polmone (9.6), della prostata (5.9) e di altre sedi minori; nelle femmine la diminuzione è di 21.7 punti: il tasso di mortalità per cancro polmonare è aumentato di 2.8 per 100.000 femmine, quello della mammella è diminuito di 6.2 punti, quello dello stomaco di 7.5.

**Tassi standardizzati di mortalità**

<b>Polmone</b>	<b>1994-1996</b>	<b>1997-1999</b>	<b>2000-2002</b>	<b>2003-2005</b>
<b>Maschi</b>	90.7	91.2	83.6	81.1
<b>Femmine</b>	13.0	14.8	14.9	15.8

<b>Stomaco</b>	<b>1994-1996</b>	<b>1997-1999</b>	<b>2000-2002</b>	<b>2003-2005</b>
<b>Maschi</b>	43.9	41.3	32.7	34.0
<b>Femmine</b>	21.5	19.0	18.1	14.0

	<b>1994-1996</b>	<b>1997-1999</b>	<b>2000-2002</b>	<b>2003-2005</b>
<b>Prostata</b>	34.9	41.2	31.5	29.0
<b>Mammella Femmine</b>	34.6	31.8	32.5	28.4

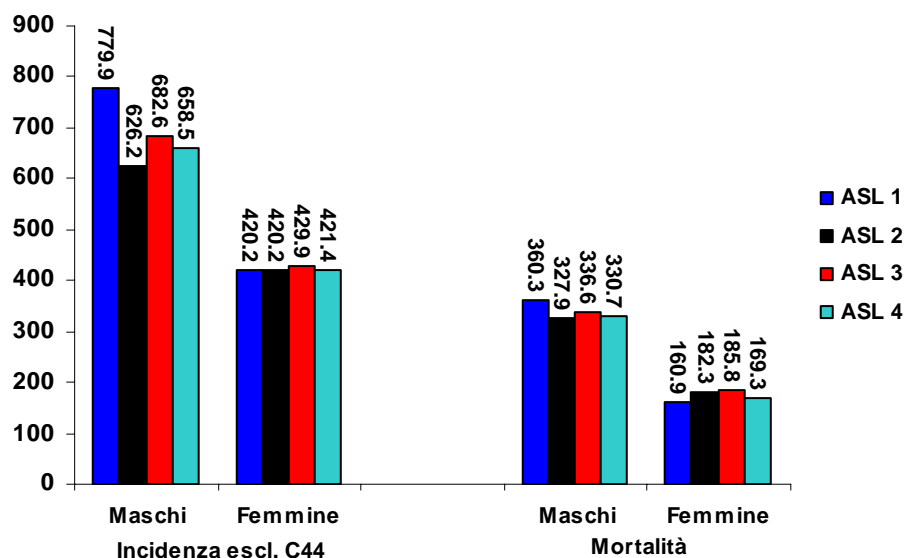
Figura 10. Variazione dei tassi standardizzati di mortalità dal 1994-1996 al 2003-2005.

**Incidenza e mortalità nelle ASL.**

Le figure 11-13 riportano i tassi di incidenza e di mortalità riguardanti le quattro ASL della Regione. Nei maschi, i valori di incidenza più elevati si riscontrano nella ASL 1, in relazione alle più alte frequenze del tumore della prostata, della vescica e dello stomaco. I tassi relativi al cancro colorettaale sono molto simili nelle quattro ASL, mentre quelli del polmone sono più alti

nella ASL 4.

Nelle femmine, i valori più elevati di incidenza per cancro della mammella si riscontrano nelle ASL 3 e 4. Per quanto riguarda la mortalità, sono da sottolineare i tassi più elevati per cancro dello stomaco, in ambo i sessi, e della mammella femminile nella ASL 1.



**Figura 11. Incidenza e mortalità per tutte le sedi nelle ASL dell'Umbria. Tassi standardizzati per 100.000 abitanti. 2003-2005.**



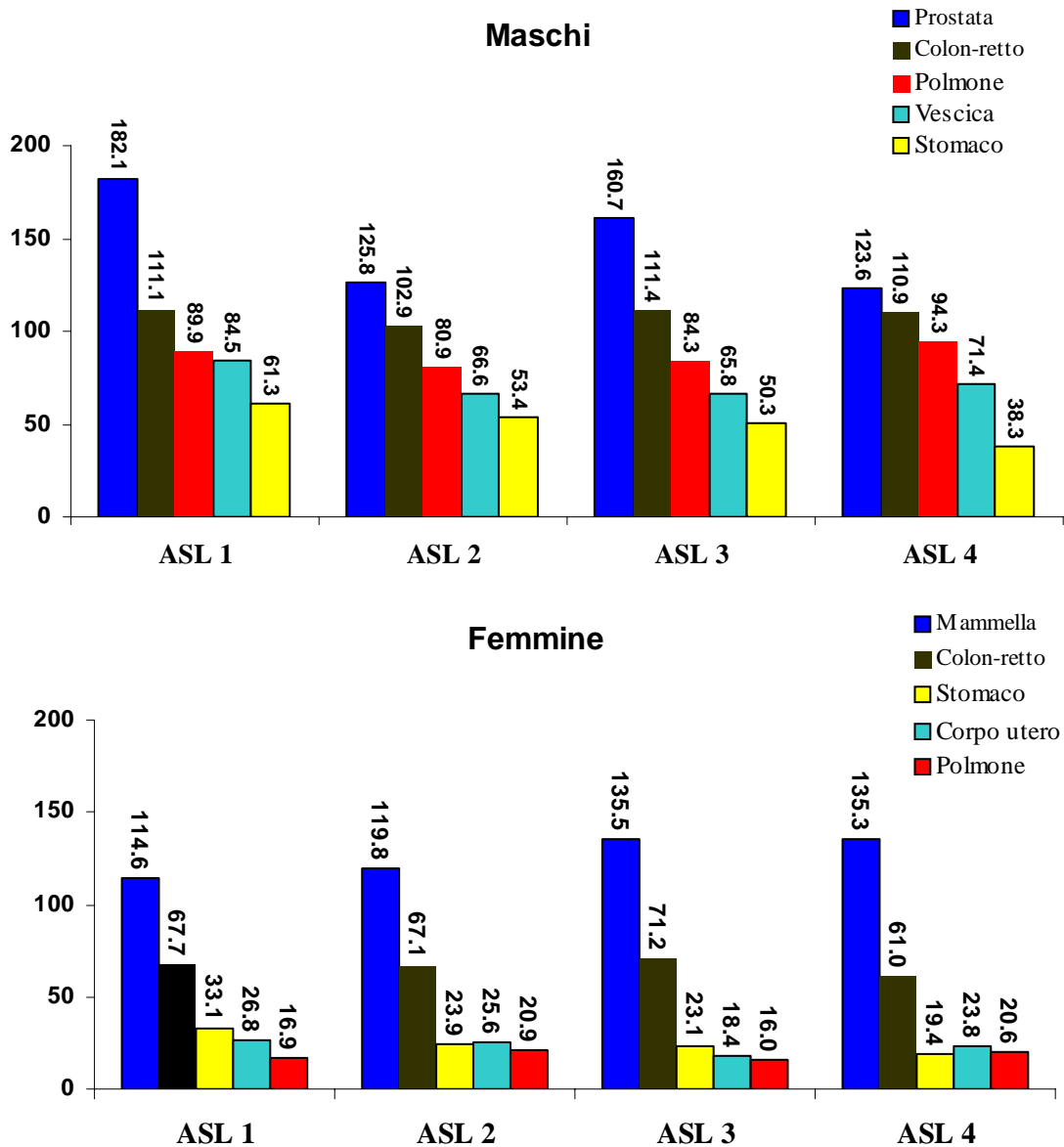


Figura 12. Incidenza per le sedi più frequenti nelle ASL dell'Umbria. Tassi standardizzati per 100.000 abitanti. 2003-2005.

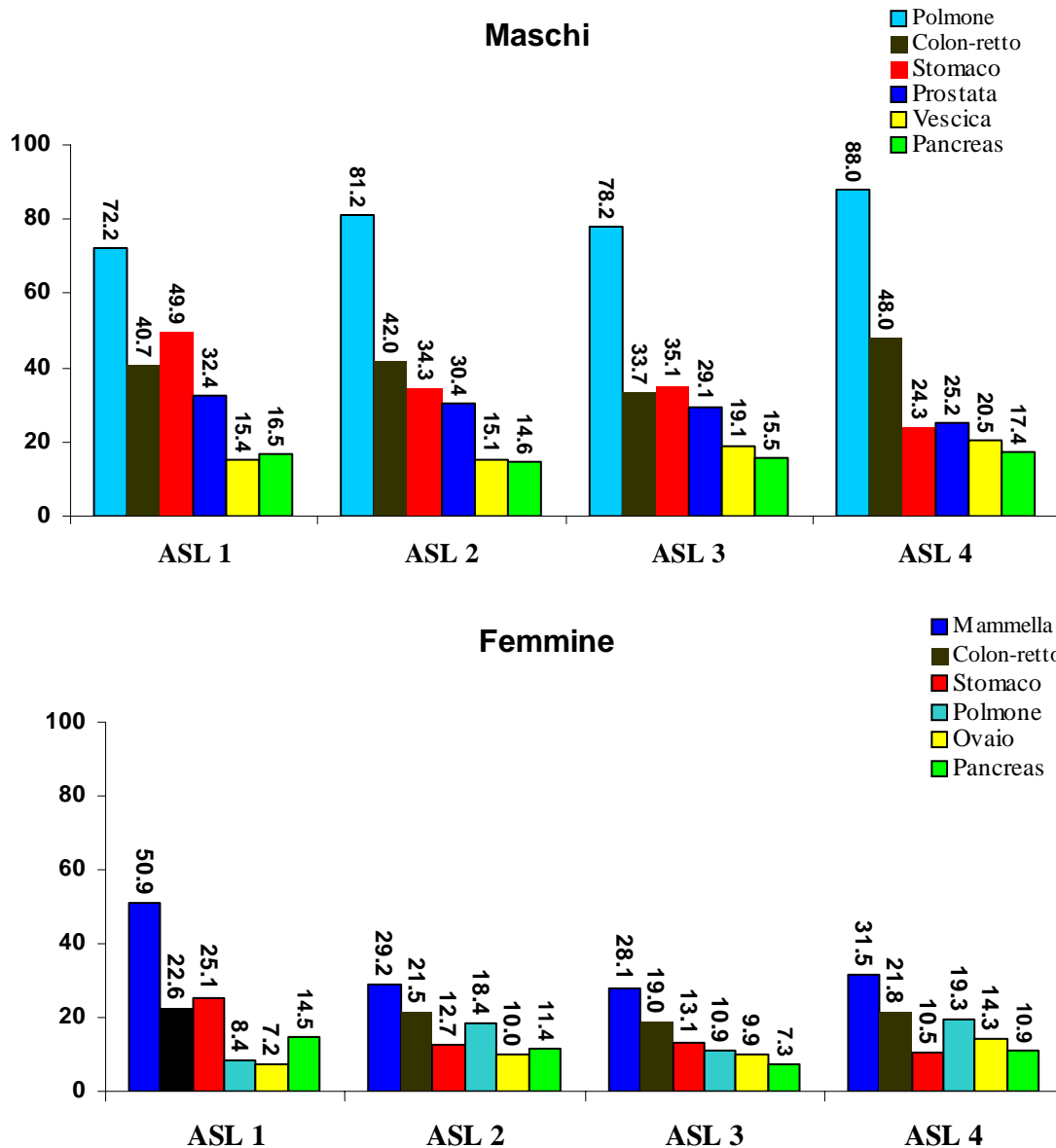


Figura 13. Mortalità per le sedi più frequenti nelle ASL dell'Umbria. Tassi standardizzati per 100.000 abitanti. 2003-2005.

## Considerazioni conclusive.

L'analisi dei dati relativi agli anni più recenti 2003-2005, e il confronto con quelli dei periodi precedenti, mostra come l'aumento del numero complessivo dei nuovi casi sia in gran parte dovuto all'invecchiamento della popolazione umbra e all'introduzione, per alcuni tumori, di interventi di screening organizzato (mammella, colon-retto) o opportunistico (prostata, melanoma della cute).

Nei maschi l'incremento è dovuto soprattutto al maggior numero dei tumori della prostata che, nell'ultimo periodo, è cresciuto mediamente di 140 nuovi casi ogni anno, con un aumento del tasso standardizzato di quasi 20 per 100.000 abitanti: senza questo fenomeno il tasso di incidenza per tutte le sedi sarebbe diminuito di 15 punti rispetto al periodo precedente.

Nelle femmine, l'introduzione dello screening del cancro del seno si è tradotta, come atteso, prima in un notevole aumento dell'incidenza e successivamente in una riduzione dei tassi che ora tendono a ritornare ai livelli del periodo pre-screening.

I benefici sostanziali degli interventi sanitari si misurano sulla variazione della mortalità. La diminuita esposizione a fattori di rischio (polmone nei maschi e stomaco), il miglioramento dei trattamenti terapeutici (mammella, retto, prostata e altre sedi) e la diagnosi precoce (mammella, cervice uterina e, probabilmente, prostata) contribuiscono alla riduzione del tasso standardizzato di mortalità. In definitiva, mentre si l'aumento dei nuovi casi è dovuto principalmente all'invecchiamento della popolazione e alle attività di diagnosi precoce, l'aumento del numero dei decessi è legato sostanzialmente al primo fattore.

Per i prossimi anni, a seguito della recente introduzione dello screening di popolazione dei tumori del colon-retto, ci si deve attendere un incremento notevole del numero dei casi diagnosticati, a cui dovrebbe corrispondere, negli anni ancora successivi, una diminuzione della mortalità.

Da sottolineare, nei maschi, la diminuzione sia del numero dei nuovi casi sia del tasso di mortalità per tumori del polmone.

Continua, in ambo i sessi, la diminuzione dell'incidenza dei tumori gastrici, anche se, nei maschi, la mortalità, in quest'ultimo periodo, è in leggero aumento.

Per quanto riguarda le differenze tra le diverse ASL della Regione, persiste, almeno nei maschi, un eccesso di incidenza e, in misura minore, anche di mortalità nella ASL dell'Alto Tevere umbro. Le differenze tra le diverse aree geografiche della Regione sono state descritte in precedenti analisi territoriali, a cui si rimanda [8, 9].

Le tabelle 3-28 riportano in dettaglio gli andamenti dell'incidenza nei tre periodi considerati e la distribuzione per subsiti, per morfologia e topografia delle sedi tumorali più importanti.

L'Appendice riporta, per il periodo 2003-2005, le tabelle che illustrano i dati di incidenza regionale (tabelle 29-37) e delle quattro ASL (tabelle 38-61), e di mortalità regionale (tabelle 62-68) e delle ASL (tabelle 69-96), classificati secondo la X Classificazione internazionale delle malattie (ICD-10) [5]. L'incidenza regionale è distinta in categorie e sottocategorie nosologiche [5], morfologia (ICDOM) e topografia (ICDOT) [6] anche per quelle sedi che non sono state dettagliatamente esaminate nel testo.

Tabella 3. Incidenza per tumori maligni della testa e del collo (C01-C06, C10-C13).

	MASCHI						FEMMINE					
	TUTTE LE ETA'			0-74			TUTTE LE ETA'			0-74		
	---tassi standardizzati---	Italiana	Mond.	tassi standardizzati	Italiana	Mond.	---tassi standardizzati---	Italiana	Mond.	tassi standardizzati	Italiana	Mond.
1994-1996	12.0(1.8)	10.4	6.0	9.9	8.5	5.6	2.6(0.7)	2.4	1.6	2.3	2.2	1.6
1997-1999	9.8(1.5)	8.6	5.1	8.7	7.4	4.8	3.2(0.9)	2.9	1.5	2.1	2.0	1.2
2000-2002	9.5(1.5)	8.3	5.1	8.3	7.0	4.5	3.6(0.9)	3.1	2.1	3.4	2.9	2.1
2003-2005	9.0(1.4)	8.1	5.0	7.7	6.8	4.7	2.1(0.6)	1.7	1.2	1.5	1.5	1.1

SOTTOCATEGORIE	2003-2005	MASCHI				TOTALE	FEMMINE				TOTALE	
		15-34	35-64	65-74	75+		15-34	35-64	65-74	75+		
C00 LABBRO		.	2	3	8	13	.	.	1	3	4	17
C00.0 Labbro sup.bordo libero		.	.	.	1	1	.	.	.	1	1	2
C00.1 Labbro inf.bordo libero		.	2	2	5	9	.	.	1	2	3	12
C00.5 Labbro n.s.faccia inter		.	.	.	1	1	.	.	.	.	.	1
C00.9 Labbro n.s.bordo libero		.	.	1	1	2	.	.	.	.	.	2
C01 BASE DELLA LINGUA		.	8	2	7	17	.	.	.	.	.	17
C02 LINGUA		.	15	3	8	26	.	4	3	8	15	41
C02.0 Superf. dorsale lingua		.	.	.	.	.	.	.	.	2	2	2
C02.1 Punta/margini laterali		.	9	.	4	13	.	2	2	5	9	22
C02.2 Sup.ventrale lingua		.	1	1	.	2	.	1	.	.	1	3
C02.3 Corpo		.	1	.	.	1	.	1	1	.	2	3
C02.8 Overlapping		.	1	.	1	2	.	.	.	.	.	2
C02.9 N.a.s.		.	3	2	3	8	.	.	.	1	1	9
C03 GENGIVA		.	1	.	.	1	1	.	1	1	3	4
C03.0 Superiore		.	.	.	.	.	.	.	1	.	1	1
C03.1 Inferiore		.	1	.	.	1	1	.	.	.	1	2
C03.9 N.a.s.		.	.	.	.	.	.	.	.	1	1	1
C04 PAVIMENTO ORALE		.	3	5	2	10	.	.	.	.	.	10
C04.0 Parte anteriore		.	1	2	1	4	.	.	.	.	.	4
C04.1 Parte laterale		.	1	1	1	3	.	.	.	.	.	3
C04.8 Overlapping		.	.	1	.	1	.	.	.	.	.	1
C04.9 N.a.s.		.	1	1	.	2	.	.	.	.	.	2
C05 PALATO		.	8	1	.	9	.	3	1	2	6	15
C05.0 Palato duro		.	4	1	.	5	.	1	1	1	3	8
C05.1 Palato molle		.	2	.	.	2	.	.	.	.	.	2
C05.2 Ugola		.	1	.	.	1	.	2	.	.	2	3
C05.9 N.a.s.		.	1	.	.	1	.	.	.	1	1	2
C06 ALTRE PARTI DELLA BOCCA		.	7	5	3	15	.	3	1	1	5	20
C06.0 Mucosa delle guance		.	1	1	1	3	.	1	1	.	2	5
C06.2 Area retromolare		.	2	.	1	3	.	1	.	.	1	4
C06.8 Overlapping		.	1	2	.	3	.	.	.	.	.	3
C06.9 N.a.s.		.	3	2	1	6	.	1	.	1	2	8
C10 OROFARINGE		.	4	1	3	8	.	.	.	.	.	8
C10.0 Vallecula		.	1	1	.	2	.	.	.	.	.	2
C10.3 Parete posteriore		.	1	.	.	1	.	.	.	.	.	1
C10.8 Overlapping		.	2	.	1	3	.	.	.	.	.	3
C10.9 N.a.s.		.	.	.	2	2	.	.	.	.	.	2
C11 RINOFARINGE		.	9	4	1	15	.	1	.	.	1	16
C11.0 Parete superiore		.	.	.	.	.	.	1	.	.	1	1
C11.1 Parete posteriore		.	4	2	1	7	.	.	.	.	.	7
C11.2 Parete laterale		.	1	.	.	1	.	.	.	.	.	1
C11.8 Overlapping		.	2	2	.	5	.	.	.	.	.	5
C11.9 N.a.s.		.	2	.	.	2	.	.	.	.	.	2
C12 SENO PIRIFORME		.	2	7	3	12	.	1	.	.	1	13
C13 IPOFARINGE		.	2	1	1	4	.	1	.	.	1	5
C13.0 Regione retrocricoidea		.	1	.	.	1	.	.	.	.	.	1
C13.1 Plica ariepiglottica		.	.	.	1	1	.	.	.	.	.	1
C13.8 Overlapping		.	1	1	.	2	.	1	.	.	1	3

INCIDENZA E MORTALITÀ PER CANCRO IN UMBRIA, 2003-2005

segue tabella 3

MORFOLOGIA ICDO3M	2003-2005										
C01 Base della lingua	.	8	2	7	17	.	.	.	.	.	17
8000 Morfologia non nota	.	2	.	.	2	.	.	.	.	.	2
8010 Carcinoma	.	1	.	1	2	.	.	.	.	.	2
8011 Eptelioma maligno	.	.	.	1	1	.	.	.	.	.	1
8070 C.epidermoide	.	4	2	3	9	.	.	.	.	.	9
8071 C.epidermoide cheratinizza	.	1	.	1	2	.	.	.	.	.	2
8072 C.epidermoide grandi cell.	.	.	.	1	1	.	.	.	.	.	1
C02 Altre ns parti lingua	.	15	3	8	26	.	4	3	8	15	41
8000 Morfologia non nota	.	.	.	1	1	.	.	.	1	1	2
8010 Carcinoma	.	1	.	.	1	.	.	.	1	1	2
8051 C.verrucoso	.	1	.	.	1	.	.	1	.	1	2
8070 C.epidermoide	.	8	2	7	17	.	2	2	3	7	24
8071 C.epidermoide cheratinizza	.	2	1	.	3	.	2	.	2	4	7
8072 C.epidermoide grandi cell.	.	.	.	.	.	.	.	.	1	1	1
8082 Carcinoma linfoepiteliale	.	1	.	.	1	.	.	.	.	.	1
8800 Sarcoma	.	2	.	.	2	.	.	.	.	.	2
C03 Gengiva	.	1	.	.	1	1	.	1	1	3	4
8000 Morfologia non nota	.	.	.	.	.	.	.	1	.	1	1
8010 Carcinoma	.	.	.	.	.	.	.	.	1	1	1
8070 C.epidermoide	.	1	.	.	1	1	.	.	.	1	2
C04 Pavimento orale	.	3	5	2	10	.	.	.	.	.	10
8000 Morfologia non nota	.	1	.	.	1	.	.	.	.	.	1
8010 Carcinoma	.	.	1	.	1	.	.	.	.	.	1
8070 C.epidermoide	.	2	2	.	4	.	.	.	.	.	4
8071 C.epidermoide cheratinizza	.	.	1	1	2	.	.	.	.	.	2
8072 C.epidermoide grandi cell.	.	.	.	1	1	.	.	.	.	.	1
8200 C.adenoide cistico	.	.	1	.	1	.	.	.	.	.	1
C05 Palato	.	8	1	.	9	.	3	1	2	6	15
8000 Morfologia non nota	.	.	.	.	.	.	.	.	1	1	1
8010 Carcinoma	.	2	.	.	2	.	.	.	.	.	2
8051 C.verrucoso	.	1	.	.	1	.	.	.	1	1	2
8070 C.epidermoide	.	5	.	.	5	.	2	.	.	2	7
8140 Adenocarcinoma	.	.	1	.	1	.	1	.	.	1	2
8200 C. adenoide cistico	.	.	.	.	.	.	.	1	.	1	1
C06 Altre ns parti bocca	.	7	5	3	15	.	3	1	1	5	20
8000 Morfologia non nota	.	.	1	.	1	.	.	.	.	.	1
8010 Carcinoma	.	.	.	.	.	.	1	.	1	2	2
8070 C.epidermoide	.	4	1	1	6	.	2	.	.	2	8
8071 C.epidermoide cheratinizza	.	2	3	2	7	.	.	1	.	1	8
8800 Sarcoma	.	1	.	.	1	.	.	.	.	.	1
C10 Orofaringe	.	4	1	3	8	.	.	.	.	.	8
8000 Morfologia non nota	.	.	.	1	1	.	.	.	.	.	1
8010 Carcinoma	.	1	.	.	1	.	.	.	.	.	1
8070 C.epidermoide	.	2	1	1	4	.	.	.	.	.	4
8071 C.epidermoide cheratiniz.	.	.	.	1	1	.	.	.	.	.	1
8072 C.epidermoide grandi cell.	.	1	.	.	1	.	.	.	.	.	1
C11 Nasofaringe	.	9	4	1	15	.	1	.	.	1	16
8010 Carcinoma	.	2	.	1	3	.	.	.	.	.	3
8070 C.epidermoide	.	4	3	.	7	.	1	.	.	1	8
8071 C.epidermoide cheratiniz.	.	.	1	.	1	.	.	.	.	.	1
8072 C.epidermoide grandi cell.	.	3	.	.	4	.	.	.	.	.	4
C12 Seno piriforme	.	2	7	3	12	.	1	.	.	1	13
8070 C.epidermoide	.	2	6	2	10	.	1	.	.	1	11
8072 C.epidermoide grandi cell.	.	.	.	1	1	.	.	.	.	.	1
8140 Adenocarcinoma	.	.	1	.	1	.	.	.	.	.	1
C13 Ipofaringe	.	2	1	1	4	.	1	.	.	1	5
8010 Carcinoma	.	1	.	.	1	.	.	.	.	.	1
8070 C.epidermoide	.	1	1	1	3	.	1	.	.	1	4



segue tabella 3

TOPOGRAFIA ICDO3T		2003-2005										
C01	Base della lingua	.	8	2	8	18	.	.	.	1	1	19
	I codici elencati nella tabella	"morfologia"										
9591	Linfoma non Hodgkin	.	.	.	1	1	.	.	.	.	.	1
9675	Linfoma maligno misto	.	.	.	.	.	.	.	.	1	1	1
C02	Altre ns parti lingua	.	15	3	9	27	.	5	3	8	16	43
	I codici elencati nella tabella	"morfologia"										
9675	Linfoma maligno misto	.	.	.	1	1	.	1	.	.	1	2
C03	Gengiva	.	2	1	.	3	1	1	1	1	4	7
	I codici elencati nella tabella	"morfologia"										
9590	Linfoma	.	.	.	.	.	.	1	.	.	1	1
9673	Linfoma mantellare	.	1	.	.	1	.	.	.	.	.	1
9680	Linf.diff.grandi cellule	.	.	1	.	1	.	.	.	.	.	1
C04	Pavimento orale	1	3	5	2	11	.	.	.	.	.	11
	I codici elencati nella tabella	"morfologia"										
9680	Linf.diff.grandi cellule	1	.	.	.	1	.	.	.	.	.	1
C05	Palato	.	8	1	.	9	.	3	1	2	6	15
	I codici elencati nella tabella	"morfologia"										
C06	Altre ns parti bocca	.	7	5	3	15	.	4	1	2	7	22
	I codici elencati nella tabella	"morfologia"										
9590	Linfoma	.	.	.	.	.	.	.	.	1	1	1
9690	Linfoma follicolare	.	.	.	.	.	.	1	.	.	1	1
C10	Orofaringe	.	5	1	3	9	.	.	.	.	.	9
	I codici elencati nella tabella	"morfologia"										
9653	Linf.Hodgkin deplez.linfoc	.	1	.	.	1	.	.	.	.	.	1
C11	Nasofaringe	.	11	4	4	20	.	3	.	2	5	25
	I codici elencati nella tabella	"morfologia"										
9590	Linfoma	.	.	.	.	.	.	.	.	1	1	1
9591	Linfoma non Hodgkin	.	.	.	1	1	.	.	.	.	.	1
9675	Linfoma maligno misto	.	.	.	.	.	.	1	.	1	2	2
9680	Linf.diff.grandi cellule	.	2	.	2	4	.	1	.	.	1	5
C12	Seno piriforme	.	2	7	3	12	.	1	.	.	1	13
	I codici elencati nella tabella	"morfologia"										
C13	Ipofaringe	.	2	1	1	4	.	1	.	.	1	5
	I codici elencati nella tabella	"morfologia"										

Tabella 4. Incidenza per tumori maligni dell'esofago (C15).

	MASCHI						FEMMINE					
	TUTTE LE ETA'			0-74			TUTTE LE ETA'			0-74		
	---tassi standardizzati---			tassi standardizzati			---tassi standardizzati---			tassi standardizzati		
	Umbra(E.S.)	Italiana	Mond.	Umbra	Italiana	Mond.	Umbra(E.S.)	Italiana	Mond.	Umbra	Italiana	Mond.
1994-1996	7.1(1.4)	6.2	3.5	5.5	4.7	3.0	1.2(0.5)	1.1	0.6	1.0	0.8	0.5
1997-1999	5.0(1.1)	4.3	2.2	3.5	3.0	1.8	1.1(0.5)	1.0	0.5	0.5	0.4	0.3
2000-2002	4.5(1.0)	3.9	2.1	3.3	2.7	1.7	1.0(0.4)	0.9	0.5	0.7	0.6	0.4
2003-2005	4.2(1.0)	3.7	2.1	3.1	2.7	1.8	1.0(0.4)	0.9	0.5	0.7	0.6	0.4

SOTTOCATEGORIE	2003-2005	MASCHI				TOTALE	FEMMINE				TOTALE	
		15-34	35-64	65-74	75+		15-34	35-64	65-74	75+		
C15 ESOFAGO		.	22	15	20	57	1	3	4	10	18	75
C15.0 Cervicale		.	2	.	1	3	1	.	.	1	2	5
C15.1 Toracico		.	2	1	.	3	.	.	1	.	1	4
C15.2 Addominale		.	1	1	1	3	.	.	.	.	.	3
C15.3 Terzo superiore		.	1	.	.	1	.	.	.	.	.	1
C14.4 Terzo medio		.	2	2	4	8	.	1	1	1	3	11
C15.5 Terzo inferiore		.	8	3	3	14	.	.	1	3	4	18
C15.8 Overlapping		.	1	.	.	1	.	.	.	.	.	1
C15.9 N.a.s.		.	5	8	11	24	.	2	1	5	8	32

MORFOLOGIA ICDO3M	2003-2005					TOTALE					TOTALE	
C15 Esofago		.	22	15	20	57	1	3	4	10	18	75
8000 Morfologia non nota		.	1	1	3	5	1	.	.	3	4	9
8010 Carcinoma		.	2	3	1	6	.	.	.	1	1	7
8020 C.indifferenziato		.	.	1	.	1	.	.	.	.	.	1
8070 C.epidermoide		.	12	8	9	29	.	3	4	4	11	40
8071 C.epidermoide cheratinizza		.	1	.	.	1	.	.	.	.	.	1
8072 C.epidermoide grandi cellu		.	1	.	1	2	.	.	.	.	.	2
8140 Adenocarcinoma		.	4	2	6	12	.	.	.	2	2	14
8560 C.adenosquamoso		.	1	.	.	1	.	.	.	.	.	1

TOPOGRAFIA ICDO3T	2003-2005					TOTALE					TOTALE	
C15 Esofago		.	22	15	20	57	1	3	4	10	18	75
I codici elencati nella tabella "morfologia"												

Tabella 5. Incidenza per tumori maligni della laringe (C32).

	MASCHI						FEMMINE					
	TUTTE LE ETA'			0-74			TUTTE LE ETA'			0-74		
	---tassi standardizzati---			tassi standardizzati			---tassi standardizzati---			tassi standardizzati		
	Umbria(E.S.)	Italia	Mond.	Umbria	Italia	Mond.	Umbria(E.S.)	Italia	Mond.	Umbria	Italia	Mond.
1994-1996	16.3(2.1)	14.1	8.2	13.6	11.6	7.4	0.8(0.4)	0.8	0.5	0.7	0.6	0.4
1997-1999	17.7(2.1)	15.3	9.3	16.4	14.0	8.8	0.8(0.4)	0.7	0.4	0.6	0.5	0.3
2000-2002	13.5(1.8)	11.7	6.9	11.2	9.6	6.3	1.1(0.4)	0.9	0.5	0.8	0.7	0.4
2003-2005	13.9(1.8)	12.0	6.6	10.5	8.9	5.7	0.9(0.4)	0.8	0.6	0.8	0.8	0.6

SOTTOCATEGORIE	2003-2005	MASCHI				TOTALE	FEMMINE				TOTALE	
		15-34	35-64	65-74	75+		15-34	35-64	65-74	75+		
C32 LARINGE		1	63	55	63	182	.	10	.	2	12	194
C32.0 Glottide		1	41	34	28	104	.	4	.	.	4	108
C32.1 Zona sovraglottica		.	10	5	10	25	.	1	.	.	1	26
C32.3 Cartilagini laringee		.	.	.	2	2	.	1	.	.	1	3
C32.8 Overlapping		.	4	5	6	15	.	4	.	1	5	20
C32.9 N.a.s.		.	8	11	17	36	.	.	.	1	1	37

MORFOLOGIA ICDO3M	2003-2005	15-34	35-64	65-74	75+	TOTALE	15-34	35-64	65-74	75+	TOTALE	TOTALE
C32 Laringe		1	63	55	63	182	.	10	.	2	12	194
8000 Morfologia non nota		.	2	3	1	6	.	.	.	.	.	6
8010 Carcinoma		.	8	1	4	13	.	.	.	.	.	13
8051 C.verrucoso		.	5	1	2	8	.	.	.	.	.	8
8070 C.epidermoide		1	36	37	42	116	.	6	.	1	7	123
8071 C.epidermoide cheratinizza		.	12	10	13	35	.	2	.	1	3	38
8072 C.epidermoide grandi cellu		.	.	2	1	3	.	2	.	.	2	5
8140 Adenocarcinoma		.	.	1	.	1	.	.	.	.	.	1

TOPOGRAFIA ICDO3T	2003-2005	15-34	35-64	65-74	75+	TOTALE	15-34	35-64	65-74	75+	TOTALE	TOTALE
C32 Laringe		1	64	56	63	184	.	10	.	2	12	196
I codici elencati nella tabella "morfologia"		.	.	.	.	.	.	.	.	.	.	.
9591 Linfoma non Hodgkin		.	1	1	.	2	.	.	.	.	.	2

Tabella 6. Incidenza per tumori maligni dello stomaco (C16).

	MASCHI						FEMMINE					
	TUTTE LE ETA'			0-74			TUTTE LE ETA'			0-74		
	---tassi standardizzati---			tassi standardizzati			---tassi standardizzati---			tassi standardizzati		
	Umbra(E.S.)	Italiana	Mond.	Umbra	Italiana	Mond.	Umbra(E.S.)	Italiana	Mond.	Umbra	Italiana	Mond.
1994-1996	62.0(4.0)	53.9	28.5	42.5	36.0	23.0	30.1(2.4)	26.3	13.4	18.6	15.8	10.1
1997-1999	58.2(3.8)	50.5	25.5	36.0	30.3	19.3	30.3(2.4)	26.6	13.4	17.6	15.0	9.8
2000-2002	52.4(3.5)	45.1	23.4	35.1	29.3	18.3	26.4(2.2)	23.1	11.8	16.2	13.8	8.9
2003-2005	49.9(3.3)	43.0	21.2	30.5	25.5	15.8	24.0(2.1)	20.8	10.5	15.0	12.6	7.9

SOTTOCATEGORIE	2003-2005	MASCHI				TOTALE	FEMMINE				TOTALE	
		15-34	35-64	65-74	75+		15-34	35-64	65-74	75+		
C16 STOMACO		1	137	220	326	684	.	76	124	260	460	1144
C16.0 Cardias		.	21	36	35	92	.	6	12	12	30	122
C16.1 Fondo		.	4	2	10	16	.	2	1	5	8	24
C16.2 Corpo		.	10	29	34	73	.	4	10	36	50	123
C16.3 Antro pilorico		.	35	34	59	128	.	17	27	65	109	237
C16.4 Pilorico		.	3	.	5	8	.	2	3	5	10	18
C16.5 Piccola curva		.	6	9	16	31	.	6	13	15	34	65
C16.6 Grande curva		.	2	4	3	9	.	2	3	1	6	15
C16.8 Overlapping		.	8	26	25	59	.	7	9	23	39	98
C16.9 N.a.s.		1	48	80	139	268	.	30	46	98	174	442

MORFOLOGIA ICDO3M 2003-2005

C16 Stomaco	1	137	220	326	684	.	76	124	260	460	1144
8000 Morfologia non nota	.	4	3	15	22	.	.	4	21	25	47
8001 Cellule tumorali maligne	.	.	.	1	1	.	.	.	.	.	1
8010 Carcinoma	.	4	10	15	29	.	1	2	25	28	57
8020 C.indifferenziato	.	3	3	6	12	.	.	2	7	9	21
8140 Adenocarcinoma	1	44	91	134	270	.	17	43	99	159	429
8144 ADC tipo intestinale	.	32	52	78	162	.	12	27	50	89	251
8145 ADC diffuso	.	15	22	29	66	.	11	14	18	43	109
8190 ADC trabecolare	.	.	1	.	1	.	.	.	.	.	1
8210 ADC in polipo adenomatoso	.	.	4	1	5	.	1	.	.	1	6
8211 ADC tubulare	.	2	1	1	4	.	.	1	.	1	5
8240 Carcinomide maligno	.	1	1	1	3	.	2	.	1	3	6
8246 Carcinoma neuroendocrino	.	1	1	.	2	.	.	.	.	.	2
8260 ADC papillare	.	.	1	1	2	.	.	.	.	.	2
8323 ADC misto	.	.	.	2	2	.	.	.	.	.	2
8480 ADC mucinoso	.	3	4	5	12	.	1	5	7	13	25
8490 C.a cellule a sigillo	.	26	25	34	85	.	28	23	30	81	166
8560 C.adenosquamoso	.	.	.	1	1	.	.	.	.	.	1
8800 Sarcoma	.	.	.	.	.	.	.	1	1	2	2
8936 Tumore stromale gastrointe	.	2	1	2	5	.	3	2	1	6	11

TOPOGRAFIA ICDO3T 2003-2005

C16 Stomaco	1	148	227	336	712	.	85	135	278	498	1210
I codici elencati nella tabella "morfologia"											
9590 Linfoma	.	4	2	1	7	.	2	5	5	12	19
9591 Linfoma non Hodgkin	.	1	3	1	5	.	1	2	1	4	9
9670 Linf.mal.diff.picc.linfoci	.	2	1	2	5	.	3	1	.	4	9
9675 Linfoma maligno misto	.	1	1	2	4	.	1	1	4	6	10
9680 Linf.diff.grandi cellule	.	2	.	1	3	.	.	1	6	7	10
9699 Linfoma B Malt-Balt	.	1	.	3	4	.	2	1	2	5	9

Tabella 7. Incidenza per tumori maligni del colon e della giunzione rettosigmoidea (C18, C19).

	MASCHI						FEMMINE					
	TUTTE LE ETA'			0-74			TUTTE LE ETA'			0-74		
	---tassi standardizzati---			tassi standardizzati			---tassi standardizzati---			tassi standardizzati		
	Umbra(E.S.)	Italiana	Mond.	Umbra	Italiana	Mond.	Umbra(E.S.)	Italiana	Mond.	Umbra	Italiana	Mond.
1994-1996	65.5(4.0)	56.2	28.7	43.6	36.5	22.8	43.2(2.9)	37.7	20.5	29.9	25.7	16.7
1997-1999	78.8(4.4)	67.9	35.6	55.1	46.3	29.1	52.2(3.5)	45.3	24.5	37.1	31.5	20.2
2000-2002	75.4(4.3)	65.0	34.7	53.9	45.4	28.3	51.8(3.5)	44.8	23.8	36.2	30.6	19.4
2003-2005	81.2(4.3)	70.0	36.5	55.7	46.8	29.2	51.8(3.5)	45.1	24.7	37.2	31.7	20.4

SOTTOCATEGORIE	2003-2005	MASCHI				TOTALE	FEMMINE				TOTALE	
		15-34	35-64	65-74	75+		15-34	35-64	65-74	75+		
C18 COLON		4	243	307	395	949	.	200	195	386	782	1731
C18.0 Ceco		.	25	23	23	71	.	16	22	39	77	148
C18.1 Appendice		2	2	1	1	6	.	4	3	.	7	13
C18.2 Ascendente		.	49	67	98	214	.	44	53	95	193	407
C18.3 Flessura epatica		1	6	6	8	21	.	5	1	8	14	35
C18.4 Trasverso		.	13	22	25	60	.	7	14	19	40	100
C18.5 Flessura splenica		.	5	6	11	22	.	2	1	3	6	28
C18.6 Discendente		.	23	31	38	92	.	24	21	43	88	180
C18.7 Sigma		1	78	103	126	308	.	65	59	104	228	536
C18.8 Overlapping		.	15	22	19	56	.	18	12	26	56	112
C18.9 N.a.s.		.	27	26	46	99	.	15	9	49	73	172
C19 GIUNZIONE RETTOSIGMOIDEA		.	33	57	50	140	1	32	53	45	131	271

MORFOLOGIA ICDO3M		2003-2005											
C18 Colon		4	243	307	395	949	.	200	195	386	782		1731
8000 Morfologia non nota		.	1	4	10	15	.	3	2	15	20		35
8010 Carcinoma		.	2	4	5	11	.	.	2	11	13		24
8020 C.indifferenziato		.	2	.	1	3	.	2	.	3	5		8
8041 C.piccole cellule		.	.	.	.	.	.	.	1	.	1		1
8140 Adenocarcinoma		2	176	232	292	702	.	145	145	291	581		1283
8210 ADC in polipo adenomatoso		.	42	38	43	123	.	30	26	30	86		209
8240 Carcinoide maligno		2	4	1	.	7	.	.	.	.	1		8
8246 C.neuroendocrino		.	.	1	.	1	.	.	.	.	.		1
8260 ADC papillare		.	.	.	1	1	.	.	.	2	2		3
8261 ADC in adenoma villosa		.	.	1	1	2	.	.	.	.	.		2
8480 ADC mucinoso		.	11	24	38	73	.	15	17	31	63		136
8490 C.a cellule a sigillo		.	3	2	3	8	.	3	2	2	7		15
8800 Sarcoma		.	.	.	.	.	.	1	.	.	1		1
8801 Sarcoma a cellule fusate		.	1	.	.	1	.	.	.	.	.		1
8890 Leiomiomasarcoma		.	1	.	.	1	.	.	.	.	.		1
8936 Tumore stromale gastrointest		.	.	.	1	1	.	1	.	1	2		3
C19 Giunz.rettosigmoidea		.	33	57	50	140	1	32	53	45	131		271
8000 Morfologia non nota		.	.	.	1	1	.	.	.	2	2		3
8010 Carcinoma		.	.	.	1	1	.	1	1	.	2		3
8124 C.cloacogenico		.	.	.	.	.	.	1	.	.	1		1
8140 Adenocarcinoma		.	27	42	38	107	.	23	43	33	99		206
8210 ADC in polipo adenomatoso		.	4	6	5	15	.	6	6	9	21		36
8260 ADC papillare		.	.	.	2	2	.	.	.	.	.		2
8262 ADC villosa		.	.	1	.	1	.	.	.	.	.		1
8480 ADC mucinoso		.	2	7	3	12	.	1	3	1	5		17
8490 C.a cellule a sigillo		.	.	1	.	1	1	.	.	.	1		2

TOPOGRAFIA ICDO3T		2003-2005											
C18 Colon		4	246	307	396	953	.	200	197	386	784		1737
I codici elencati nella tabella "morfologia"													
9590 Linfoma		.	1	.	1	2	.	.	1	.	1		3
9670 Linf.mal.diff.picc.linfoci		.	1	.	.	1	.	.	.	.	.		1
9680 Linf.diff.grandi cellule		.	1	.	.	1	.	.	.	.	.		1
9687 Linfoma di Burkitt		.	.	.	.	.	.	.	1	.	1		1
C19 Giunz.rettosigmoidea		.	33	57	50	140	1	32	53	45	131		271
I codici elencati nella tabella "morfologia"													

Tabella 8. Incidenza per tumori maligni del retto e dell'ano (C20, C21).

	MASCHI						FEMMINE					
	TUTTE LE ETA'			0-74			TUTTE LE ETA'			0-74		
	---tassi standardizzati---			tassi standardizzati			---tassi standardizzati---			tassi standardizzati		
	Umbra(E.S.)	Italiana	Mond.	Umbra	Italiana	Mond.	Umbra(E.S.)	Italiana	Mond.	Umbra	Italiana	Mond.
1994-1996	27.2(2.5)	23.3	12.5	20.3	16.9	10.5	15.1(2.0)	13.2	7.4	11.2	9.7	6.2
1997-1999	26.5(2.5)	23.0	11.8	17.5	14.8	9.3	15.6(2.0)	13.7	8.0	12.2	10.4	6.9
2000-2002	27.8(2.5)	24.0	13.2	20.9	17.7	11.2	14.3(1.9)	12.4	6.8	10.6	8.9	5.8
2003-2005	26.7(2.5)	23.0	12.4	19.1	16.1	10.2	14.4(1.9)	12.5	7.0	10.8	9.2	6.0

SOTTOCATEGORIE	2003-2005	MASCHI				TOTALE	FEMMINE				TOTALE	
		15-34	35-64	65-74	75+		15-34	35-64	65-74	75+		
C20 RETTO		4	100	109	130	343	.	59	68	95	222	565
C21 ANO E CANALE ANALE		1	4	8	4	17	.	9	6	9	24	41
C21.0 Ano N.a.s.		.	2	3	.	5	.	4	3	6	13	18
C21.1 Canale anale		1	2	4	2	9	.	5	3	2	10	19
C21.8 Overlapping		.	.	1	2	3	.	.	.	1	1	4

MORFOLOGIA ICDO3M	2003-2005											
C20 Retto	4	100	109	130	343	.	59	68	95	222	565	
8000 Morfologia non nota	.	.	2	2	4	.	.	.	2	2	6	
8010 Carcinoma	.	1	2	5	8	.	2	1	2	5	13	
8070 C.epidermoide	.	.	1	.	1	.	.	.	1	1	2	
8140 Adenocarcinoma	3	74	83	101	261	.	41	52	75	168	429	
8210 ADC in polipo adenomatoso	.	15	16	17	48	.	12	12	10	34	82	
8240 Carcinoide maligno	.	2	.	.	2	.	1	.	.	1	3	
8480 ADC mucinoso	.	7	5	4	16	.	1	2	5	8	24	
8490 C.a cellule a sigillo	1	1	.	.	2	.	2	1	.	3	5	
8730 Melanoma amelanotico	.	.	.	1	1	.	.	.	.	.	1	
C21 Ano e canale anale	1	4	8	4	17	.	9	6	9	24	41	
8051 C.verrucoso	.	1	.	.	1	.	.	.	.	.	1	
8070 C.epidermoide	1	2	2	.	5	.	4	4	3	11	16	
8071 C.epidermoide cheratin.	.	1	1	.	2	.	1	.	1	2	4	
8123 C.basaloide	.	.	.	.	.	.	2	1	1	4	4	
8140 Adenocarcinoma	.	.	4	3	7	.	2	1	1	4	11	
8210 ADC in polipo adenomat.	.	.	1	.	1	.	.	.	1	1	2	
8480 ADC mucinoso	.	.	.	1	1	.	.	.	.	.	1	
8490 C.a cellule a sigillo	.	.	.	.	.	.	.	.	1	1	1	
8936 Tumore stromale gastrointe	.	.	.	.	.	.	.	.	1	1	1	

TOPOGRAFIA ICDO3T	2003-2005											
C20 Retto	4	100	109	130	343	.	59	68	96	223	566	
I codici elencati nella tabella "morfologia"												
9590 Linfoma	.	.	.	.	.	.	.	.	1	1	1	
C21 Ano e canale anale	1	4	8	4	17	.	9	6	9	24	41	
I codici elencati nella tabella "morfologia"												

Tabella 9. Incidenza per tumori maligni del fegato (C22).

	MASCHI						FEMMINE					
	TUTTE LE ETA'			0-74			TUTTE LE ETA'			0-74		
	---tassi standardizzati---	Italiana	Mond.	Umbra	Italiana	Mond.	---tassi standardizzati---	Italiana	Mond.	Umbra	Italiana	Mond.
1994-1996	23.3(2.5)	19.8	10.2	16.6	13.8	8.4	8.0(1.3)	7.0	3.5	4.5	3.8	2.4
1997-1999	21.4(2.3)	18.2	9.4	15.0	12.5	7.6	8.5(1.3)	7.3	3.5	5.1	4.2	2.6
2000-2002	21.7(2.3)	18.5	9.6	14.7	12.3	7.6	9.1(1.3)	7.8	3.5	4.7	3.8	2.3
2003-2005	20.0(2.1)	17.1	8.6	13.2	11.0	6.7	7.9(1.2)	6.7	3.2	4.7	3.9	2.4

SOTTOCATEGORIE	2003-2005	MASCHI				TOTALE	FEMMINE				TOTALE	
		15-34	35-64	65-74	75+		15-34	35-64	65-74	75+		
C22 FEGATO/VIE BILIARI INTRAEP		.	57	96	117	270	.	19	44	83	146	416
C22.0 Epatocarcinomi epatomi		.	46	73	85	204	.	14	26	55	95	299
C22.1 Dotti biliari intraepat		.	5	10	14	29	.	3	9	13	25	54
C22.3 Angiosarcoma del fegato		.	.	1	.	1	.	.	.	.	.	1
C22.4 Altri sarcomi del fegat		.	2	1	1	4	.	.	.	.	.	4
C22.7 Altri carc.spec.del feg		.	.	6	4	10	.	1	2	2	5	15
C22.9 Fegato carc.n.s.e istol		.	4	5	13	22	.	1	7	13	21	43

MORFOLOGIA ICDO3M	2003-2005										
C22 Fegato dotti intraepatici	.	57	96	117	270	.	19	44	83	146	416
8000 Morfologia non nota	.	5	5	18	28	.	1	11	17	29	57
8010 Carcinoma	.	.	5	4	9	.	1	.	4	5	14
8041 C.a piccole cellule	.	.	.	.	.	.	.	.	1	1	1
8140 Adenocarcinoma	.	.	2	1	3	.	.	.	.	.	3
8160 C.colangio cellulare	.	4	5	6	15	.	3	6	6	15	30
8161 Cistoadenoc. duttale bil.	.	.	.	1	1	.	.	.	.	.	1
8162 Tumore di Klatskin	.	.	.	1	1	.	.	.	.	.	1
8170 C.epatocellulare	.	46	72	83	201	.	14	25	54	93	294
8174 C.epatocell.cell.chiare	.	.	.	.	.	.	.	1	1	2	2
8180 Colangioepatoma maligno	.	.	1	.	1	.	.	.	.	.	1
8190 ADC trabecolare	.	.	2	.	2	.	.	.	.	.	2
8240 Carcinoide maligno	.	.	1	.	1	.	.	.	.	.	1
8246 Carcinoma neuroendocrino	.	.	1	.	1	.	.	1	.	1	2
8310 ADC a cellule chiare	.	.	.	2	2	.	.	.	.	.	2
8800 Sarcoma	.	.	1	1	2	.	.	.	.	.	2
8803 Sarcoma a piccole cellule	.	1	.	.	1	.	.	.	.	.	1
8890 Leiomiosarcoma	.	1	.	.	1	.	.	.	.	.	1
9130 Emangioendoteloma maligno	.	.	1	.	1	.	.	.	.	.	1

TOPOGRAFIA ICDO3T	2003-2005										
C22 Fegato dotti intraepatici	.	59	96	121	276	1	20	45	86	152	428
I codici elencati nella tabella "morfologia"											
9591 Linfoma non Hodgkin	.	.	.	2	2	.	.	.	1	1	3
9675 Linfoma maligno misto	.	.	.	.	.	.	1	.	.	1	1
9680 Linf.diff.grandi cellule	.	1	.	.	1	.	.	1	.	1	2
9690 Linfoma follicolare	.	.	.	.	.	.	.	.	1	1	1
9731 Sarcoma plasmacellulare	.	1	.	.	1	.	.	.	.	.	1

Tabella 10. Incidenza per tumori maligni della colecisti e delle vie biliari (C23, C24).

	MASCHI						FEMMINE					
	TUTTE LE ETA'			0-74			TUTTE LE ETA'			0-74		
	---tassi standardizzati--- Umbra(E.S.)	Italiana	Mond.	tassi standardizzati Umbra	Italiana	Mond.	---tassi standardizzati--- Umbra(E.S.)	Italiana	Mond.	tassi standardizzati Umbra	Italiana	Mond.
1994-1996	6.3(1.1)	5.3	2.7	4.1	3.3	2.0	9.4(1.4)	8.1	3.7	4.8	3.9	2.5
1997-1999	6.7(1.1)	5.8	2.8	4.1	3.5	2.1	7.6(1.3)	6.5	3.2	4.5	3.7	2.3
2000-2002	6.1(1.0)	5.2	2.7	4.3	3.5	2.1	7.2(1.2)	6.2	2.9	4.0	3.3	2.0
2003-2005	6.4(1.2)	5.6	2.7	3.7	3.1	1.8	6.5(1.2)	5.6	2.8	3.9	3.3	2.0

SOTTOCATEGORIE	2003-2005	MASCHI				TOTALE	FEMMINE				TOTALE	
		15-34	35-64	65-74	75+		15-34	35-64	65-74	75+		
C23 COLECISTI		.	5	10	15	30	.	12	21	32	65	95
C24 TRATTO BILIARE		.	10	18	31	59	.	8	13	37	58	117
C24.0 Dotti biliari extraepat		.	7	7	14	28	.	3	7	16	26	54
C24.1 Ampolla di Vater		.	2	8	12	22	.	3	4	11	18	40
C24.9 N.a.s.		.	1	3	5	9	.	2	2	10	14	23

MORFOLOGIA ICDO3M	2003-2005	MASCHI				TOTALE	FEMMINE				TOTALE	
		15-34	35-64	65-74	75+		15-34	35-64	65-74	75+		
C23 Colecisti		.	5	10	15	30	.	12	21	32	65	95
8000 Morfologia non nota		.	1	.	4	5	.	2	1	11	14	19
8010 Carcinoma		.	.	1	3	4	.	.	2	3	5	9
8070 C.epidermoide		.	.	.	.	.	.	1	.	.	1	1
8140 Adenocarcinoma		.	3	6	6	15	.	9	16	13	38	53
8160 C.colangio cellulare		.	1	1	1	3	.	.	1	2	3	6
8260 ADC papillare		.	.	.	1	1	.	.	.	.	.	1
8310 ADC a cellule chiare		.	.	.	.	.	.	.	1	1	1	1
8480 ADC mucinoso		.	.	.	.	.	.	.	1	1	1	1
8490 C.a cellule a sigillo		.	.	.	.	.	.	1	.	1	1	1
8560 C.adenosquamoso		.	.	1	.	1	.	.	1	1	1	2
8800 Sarcoma		.	.	1	.	1	.	.	.	.	.	1
C24 Al.n.s.parti vie biliari		.	10	18	31	59	.	8	13	37	58	117
8000 Morfologia non nota		.	.	1	9	10	.	1	3	20	24	34
8001 Cellule tumorali maligne		.	.	.	1	1	.	.	.	.	.	1
8010 Carcinoma		.	.	.	3	3	.	1	1	4	6	9
8020 C.indifferenziato		.	.	.	1	1	.	.	.	.	.	1
8140 Adenocarcinoma		.	7	11	8	26	.	2	7	10	19	45
8160 C.colangio cellulare		.	3	4	9	16	.	2	2	3	7	23
8240 Carcinoide maligno		.	.	.	.	.	.	1	.	.	1	1
8260 ADC papillare		.	.	1	.	1	.	.	.	.	.	1
8480 ADC mucinoso		.	.	1	.	1	.	1	.	.	1	2

TOPOGRAFIA ICDO3T	2003-2005	MASCHI				TOTALE	FEMMINE				TOTALE	
		15-34	35-64	65-74	75+		15-34	35-64	65-74	75+		
C23 Colecisti		.	6	10	15	31	.	12	21	33	66	97
I codici elencati nella tabella "morfologia"												
9590 Linfoma		.	1	.	.	1	.	.	.	.	.	1
9680 Linf.diff.grandi cellule		.	.	.	.	.	.	.	1	1	1	1
C24 Al.n.s.parti vie biliari		.	10	18	31	59	.	8	13	37	58	117
I codici elencati nella tabella "morfologia"												



Tabella 11. Incidenza per tumori maligni del pancreas (C25).

	MASCHI						FEMMINE					
	TUTTE LE ETA'			0-74			TUTTE LE ETA'			0-74		
	---tassi standardizzati---			tassi standardizzati			---tassi standardizzati---			tassi standardizzati		
	Umbra(E.S.)	Italiana	Mond.	Umbra	Italiana	Mond.	Umbra(E.S.)	Italiana	Mond.	Umbra	Italiana	Mond.
1994-1996	15.3(2.0)	13.4	7.2	10.4	8.9	5.8	10.6(1.4)	9.1	4.4	6.2	5.2	3.2
1997-1999	15.1(1.9)	13.2	6.9	10.1	8.6	5.4	10.9(1.4)	9.4	4.7	6.5	5.5	3.5
2000-2002	16.7(2.0)	14.4	7.5	11.7	9.9	6.1	10.4(1.4)	9.0	4.6	6.6	5.6	3.5
2003-2005	17.2(2.0)	15.0	8.4	12.2	10.5	7.0	10.7(1.4)	9.3	4.7	7.2	6.0	3.7

SOTTOCATEGORIE	2003-2005	MASCHI				TOTALE	FEMMINE				TOTALE	
		15-34	35-64	65-74	75+		15-34	35-64	65-74	75+		
C25 PANCREAS		1	83	58	88	230	.	40	54	106	200	430
C25.0 Testa		.	45	29	44	118	.	24	27	56	107	225
C25.1 Corpo		1	8	5	10	24	.	8	4	8	20	44
C25.2 Coda		.	9	6	3	18	.	3	4	1	8	26
C25.3 Dotto pancreatico		.	.	.	.	.	.	1	1	2	2	2
C24.4 Isole di Langerhans		.	1	1	.	2	.	1	.	1	3	3
C25.8 Overlapping		.	5	1	11	17	.	1	4	2	7	24
C25.9 N.a.s.		.	15	16	20	51	.	4	13	38	55	106

MORFOLOGIA ICDO3M 2003-2005

C25 Pancreas	1	83	58	88	230	.	40	54	106	200	430
8000 Morfologia non nota	.	29	20	51	100	.	13	21	82	116	216
8002 Tumore mal. piccole cell.	.	.	.	1	1	.	.	.	.	.	1
8010 Carcinoma	.	8	8	12	28	.	1	4	8	13	41
8020 C.indifferenziato	.	1	.	.	1	.	1	.	.	1	2
8021 C.anaplastico	.	1	.	.	1	.	.	.	.	.	1
8140 Adenocarcinoma	1	36	21	20	78	.	17	21	11	49	127
8151 Insulinoma maligno	.	.	.	.	.	.	.	.	1	1	1
8246 Carcinoma neuroendocrino	.	.	1	1	2	.	1	.	.	1	3
8260 ADC papillare	.	.	.	.	.	.	.	.	1	2	2
8310 ADC a cellule chiare	.	.	1	.	1	.	.	1	.	1	2
8480 ADC mucinoso	.	.	.	.	.	.	1	1	1	3	3
8500 C.duttale	.	8	6	2	16	.	5	6	2	13	29
8550 C.a cellule acinose	.	.	1	1	2	.	.	.	.	.	2

TOPOGRAFIA ICDO3T 2003-2005

C25 Pancreas	1	83	58	88	230	.	41	54	107	202	432
I codici elencati nella tabella "morfologia"											
9590 Linfoma	.	.	.	.	.	.	.	.	1	1	1
9680 Linf.diff.grandi cellule	.	.	.	.	.	.	1	.	.	1	1

Tabella 12. Incidenza per tumori maligni dei bronchi e polmoni (C34).

	MASCHI						FEMMINE					
	TUTTE LE ETA'			0-74			TUTTE LE ETA'			0-74		
	---tassi standardizzati---	Umbra(E.S.)	Italiana Mond.	tassi standardizzati	Umbra Italiana Mond.	---tassi standardizzati---	Umbra(E.S.)	Italiana Mond.	tassi standardizzati	Umbra Italiana Mond.		
1994-1996	106.4(5.2)	91.0	49.7	81.9	68.7	42.6	19.5(2.0)	17.0	9.8	1487	12.8	8.4
1997-1999	104.8(5.1)	89.4	47.9	78.2	65.4	40.4	18.0(1.9)	15.7	8.7	13.5	11.6	7.4
2000-2002	99.3(4.9)	84.8	44.5	71.3	59.5	36.7	20.9(2.1)	18.2	10.5	17.1	14.6	9.3
2003-2005	86.7(4.4)	74.2	39.2	60.4	50.7	31.9	19.3(1.9)	16.7	9.6	14.9	12.8	8.4

SOTTOCATEGORIE	2003-2005	MASCHI				TOTALE	FEMMINE				TOTALE	
		15-34	35-64	65-74	75+		15-34	35-64	65-74	75+		
C34 POLMONE		2	306	404	455	1167	.	97	99	131	327	1494
C34.0 Bronco principale		.	26	24	36	86	.	4	8	3	15	101
C34.1 Lobo superiore		.	78	100	88	266	.	20	21	24	65	331
C34.2 Lobo medio		.	9	11	7	27	.	4	3	5	12	39
C34.3 Lobo inferiore		.	29	59	61	149	.	12	15	16	43	192
C34.8 Overlapping		.	10	20	10	40	.	1	4	4	9	49
C34.9 N.a.s.		2	154	190	253	599	.	56	48	79	183	782

MORFOLOGIA ICDO3M		2003-2005										
C34 Bronchi e polmoni		2	306	404	455	1167	.	97	99	131	327	1494
8000 Morfologia non nota		.	16	27	74	117	.	4	6	24	34	151
8001 Cellule tumorali maligne		.	.	.	1	1	.	.	.	.	.	1
8010 Carcinoma		.	55	66	95	216	.	17	20	33	70	286
8012 C.a grandi cellule		.	11	14	5	30	.	3	1	3	7	37
8020 C.indifferenziato		.	3	10	5	18	.	1	.	1	2	20
8021 C.anaplastico		.	2	1	2	5	.	1	.	.	1	6
8022 C.pleomorfo		.	.	.	.	.	.	1	.	.	1	1
8030 C.cellule giganti e fusate		.	.	1	.	1	.	.	.	.	.	1
8042 Microcitoma		.	38	54	37	129	.	11	11	9	31	160
8070 C.epidermoide		.	68	101	104	273	.	12	20	9	41	314
8071 C.epidermoide cheratin.		.	3	9	5	17	.	.	.	1	1	18
8072 C.epidermoide grandi cellu		.	3	15	10	28	.	2	2	.	4	32
8140 Adenocarcinoma		2	96	91	109	298	.	31	30	43	104	402
8240 Carcinoma maligno		.	4	3	1	8	.	5	6	4	15	23
8246 Carcinoma neuroendocrino		.	.	.	.	.	.	1	1	.	2	2
8250 ADC bronchiolo alveolare		.	2	6	4	12	.	2	2	1	5	17
8251 ADC alveolare		.	.	.	.	.	.	1	.	.	1	1
8260 ADC papillare		.	.	3	.	3	.	.	.	.	.	3
8310 ADC a cellule chiare		.	2	1	.	3	.	.	.	.	.	3
8430 C. mucoepidermoide		.	.	.	1	1	.	.	.	.	.	1
8480 ADC mucinoso		.	2	1	.	3	.	2	.	.	2	5
8490 C.a cellule a sigillo		.	.	.	.	.	.	1	.	.	1	1
8550 C.a cellule acinose		.	1	.	.	1	.	.	.	.	.	1
8560 C.adenosquamoso		.	.	1	1	2	.	1	.	2	3	5
8720 Melanoma maligno		.	.	.	1	1	.	.	.	1	1	2
8800 Sarcoma		.	.	.	.	.	.	1	.	.	1	1

TOPOGRAFIA ICDO3T		2003-2005										
C34 Bronchi e polmoni		2	308	405	459	1174	.	99	101	132	332	1506
I codici elencati nella tabella "morfologia"												
9590 Linfoma		.	1	1	3	5	.	.	1	1	2	7
9591 Linfoma non Hodgkin		.	.	.	.	.	.	1	.	.	1	1
9670 Linf.mal.diff.picc.linfoci		.	.	.	.	.	.	.	1	.	1	1
9680 Linf.diff.grandi cellule		.	.	.	1	1	.	1	.	.	1	2
9687 Linfoma di Burkitt		.	1	.	.	1	.	.	.	.	.	1

Tabella 13. Incidenza per melanoma della cute (C43).

	MASCHI						FEMMINE					
	TUTTE LE ETA'			0-74			TUTTE LE ETA'			0-74		
	---tassi standardizzati---			tassi standardizzati			---tassi standardizzati---			tassi standardizzati		
	Umbra(E.S.)	Italiana	Mond.	Umbra	Italiana	Mond.	Umbra(E.S.)	Italiana	Mond.	Umbra	Italiana	Mond.
1994-1996	8.1(1.4)	7.2	4.7	7.2	6.4	4.5	7.7(1.3)	7.1	5.0	6.8	6.2	4.7
1997-1999	10.9(1.6)	10.0	6.6	9.4	8.6	6.2	11.9(1.6)	11.2	8.5	11.3	10.6	8.2
2000-2002	12.2(1.7)	10.9	7.1	10.8	9.7	6.7	9.7(1.5)	9.1	6.7	9.1	8.4	6.5
2003-2005	10.9(1.6)	9.8	6.3	9.3	8.3	5.8	9.4(1.4)	8.8	6.5	8.8	8.2	6.3

SOTTOCATEGORIE	2003-2005	MASCHI				TOTALE	FEMMINE				TOTALE	
		15-34	35-64	65-74	75+		15-34	35-64	65-74	75+		
C43 CUTE (melanoma)		11	60	38	34	143	19	66	22	33	141	284
C43.0 Labbra		.	.	.	.	.	1	.	.	.	1	1
C43.1 Palpebra		.	1	.	.	1	.	.	.	1	1	2
C43.2 Orecchio		.	2	1	1	4	1	.	.	1	2	6
C43.3 Faccia		1	3	6	5	15	1	2	2	5	10	25
C43.4 Cuocio capelluto e collo		1	2	1	.	4	1	2	2	.	5	9
C43.5 Tronco		3	21	15	15	54	10	23	.	3	37	91
C43.6 Arto superiore		.	10	10	6	26	.	15	4	7	26	52
C43.7 Arto inferiore		6	14	2	3	25	5	23	11	14	53	78
C43.8 Overlapping		.	2	1	.	3	.	.	.	.	.	3
C43.9 N.a.s.		.	5	2	4	11	.	1	3	2	6	17

MORFOLOGIA ICDO3M	2003-2005											
	15-34	35-64	65-74	75+	TOTALE	15-34	35-64	65-74	75+	TOTALE	TOTALE	
C43 Melanoma della pelle	11	60	38	34	143	19	66	22	33	141	284	
8000 Morfologia non nota	.	.	.	.	.	.	1	.	.	1	1	
8720 Melanoma	2	19	11	9	41	4	20	10	8	42	83	
8721 Melanoma nodulare	1	8	9	4	22	2	7	2	11	22	44	
8723 Melanoma maligno in regres	.	1	.	.	1	.	.	.	.	.	1	
8730 Melanoma amelanotico	.	2	.	2	4	.	1	1	3	5	9	
8740 Melanoma in nevo giunziona	.	.	.	.	.	.	1	.	.	1	1	
8742 Melanoma in lentigo mal.	.	1	5	3	9	.	1	1	1	3	12	
8743 Melanoma a diff. superfic.	4	26	11	14	55	9	28	4	5	47	102	
8744 Melanoma lentiginoso acral	1	1	.	1	3	.	2	3	2	7	10	
8761 Melanoma in nevo pigmentat	1	.	.	.	1	.	.	.	.	.	1	
8771 Melanoma cell. epitelioidi	2	2	2	1	7	4	5	1	3	13	20	

PELLE (C44)	TOPOGRAFIA ICDO3T 2003-2005											
	15-34	35-64	65-74	75+	TOTALE	15-34	35-64	65-74	75+	TOTALE	TOTALE	
C44 Pelle	27	356	567	784	1735	37	291	289	737	1355	3090	
8000 Morfologia non nota	.	4	10	3	17	1	7	4	8	20	37	
8010 Carcinoma	.	.	2	2	4	.	.	2	4	6	10	
8011 Epitelioma maligno	.	7	10	8	25	1	1	2	9	13	38	
8041 C.a piccole cellule	.	2	.	1	3	.	.	.	1	1	4	
8051 C.verrucoso	.	2	5	10	17	.	1	2	10	13	30	
8070 C.epidermoide	1	35	74	158	268	.	12	25	154	191	459	
8071 C.epidermoide cheratinizza	.	13	26	40	79	.	7	15	54	76	155	
8072 C.epidermoide grandi cellu	.	.	4	6	10	.	.	1	6	7	17	
8090 C.basocellulare	14	214	384	498	1111	14	184	209	433	840	1951	
8093 C.basocellul.tipo fibroepi	1	.	.	.	1	.	.	.	.	.	1	
8094 C.baso spinocellulare	.	1	4	8	13	.	1	1	5	7	20	
8400 ADC delle ghiand.sudoripar	.	.	.	.	.	.	.	1	.	1	1	
8402 Poroma eccrino maligno	.	.	.	1	1	.	.	.	.	.	1	
8410 Adenocarcinoma sebaceo	.	.	1	.	1	.	.	.	1	1	2	
8542 Malattia Paget extramammar	.	.	.	.	.	.	1	.	1	2	2	
I codici elencati nella tabella "morfologia" del melanoma della cute												
8811 Fibromixosarcoma	.	.	.	.	.	.	.	.	1	1	1	
8830 Istiocitoma fibr.mal.	.	.	.	2	2	.	1	.	2	3	5	
8832 Dermatofibrosarcoma	.	3	1	.	4	2	3	.	1	6	10	
8850 Fibroliposarcoma	.	.	1	.	1	.	.	.	1	1	2	
8854 Liposarcoma pleomorfo	.	.	.	1	1	.	.	.	.	.	1	
8890 Leiomiosarcoma	.	.	.	1	1	.	.	.	.	.	1	
9120 Emangiosarcoma	.	.	.	.	.	.	.	1	1	2	2	
9140 Sarcoma di Kaposi	.	2	.	1	3	.	.	.	.	.	3	
9560 Neurilemmoma maligno	.	.	1	.	1	.	1	.	.	1	2	
9590 Linfoma	.	1	3	2	6	.	.	.	1	1	7	
9591 Linfoma non Hodgkin	.	1	.	.	1	.	1	.	.	1	2	
9670 Linf.mal.diff.picc.linfoci	.	1	.	2	3	.	.	.	.	.	3	
9675 Linfoma maligno misto	.	.	1	.	1	.	.	1	2	3	4	
9680 Linf.diff.grandi cellule	.	.	.	2	2	.	1	1	1	3	5	
9684 Linfoma plasmoblastico	.	.	.	1	1	.	1	.	.	1	2	
9700 Micosi fungoide	.	8	2	3	13	.	3	1	7	11	24	
9701 Malattia di Sezary	.	.	.	.	.	.	.	.	1	1	1	
9705 Linfoma angioimmunoblast.	.	2	.	.	2	.	.	.	.	.	2	
9714 Linfoma a grandi cellule	.	.	.	.	.	.	.	1	.	1	1	

Tabella 14. Incidenza per tumori maligni della mammella (C50).

	MASCHI						FEMMINE					
	TUTTE LE ETA'			0-74			TUTTE LE ETA'			0-74		
	---tassi standardizzati---			tassi standardizzati			---tassi standardizzati---			tassi standardizzati		
	Umbra(E.S.)	Italiana	Mond.	Umbra	Italiana	Mond.	Umbra(E.S.)	Italiana	Mond.	Umbra	Italiana	Mond.
1994-1996	1.7 (.6)	1.5	.9	1.6	1.3	.9	109.0(4.9)	98.1	66.3	99.1	88.6	63.0
1997-1999	.9 (.5)	.8	.4	.5	.5	.3	120.3(5.1)	108.0	72.5	109.5	97.7	68.9
2000-2002	1.6 (.4)	1.4	.8	1.2	1.0	.6	136.2(5.5)	122.1	83.0	128.6	114.5	80.1
2003-2005	1.4 (.6)	1.2	.6	.7	.6	.4	126.1(5.1)	113.4	76.7	114.8	102.8	73.0

SOTTOCATEGORIE	2003-2005	MASCHI				TOTALE	FEMMINE				TOTALE	
		15-34	35-64	65-74	75+		15-34	35-64	65-74	75+		
C50 MAMMELLA		.	4	4	12	20	30	989	417	471	1907	1927
C50.0 Areola e capezzolo		.	.	.	.	.	1	22	14	16	53	53
C50.1 Parte centrale		.	.	.	.	.	1	17	13	10	41	41
C50.2 Quadrante S.I.		.	.	.	.	.	2	91	40	31	164	164
C50.3 Quadrante I.I.		.	.	.	.	.	2	42	23	20	87	87
C50.4 Quadrante S.E.		.	.	1	.	1	7	427	162	165	761	762
C50.5 Quadrante I.E.		.	.	.	.	.	2	71	28	30	131	131
C50.6 Prolungamento ascellare		.	.	.	.	.	.	1	.	2	3	3
C50.8 Overlapping		.	.	.	.	.	4	158	56	57	275	275
C50.9 N.a.s.		.	4	3	12	19	11	160	81	140	392	411

MORFOLOGIA ICDO3M 2003-2005

C50 Mammella	.	4	4	12	20	30	989	417	471	1907	1927
8000 Morfologia non nota	.	.	.	.	.	2	24	12	18	56	56
8001 Cellule tumorali maligne	.	.	.	.	.	.	.	.	1	1	1
8010 Carcinoma	.	2	2	2	6	6	75	26	49	156	162
8070 C.epidermoide	.	.	.	.	.	.	1	.	1	2	2
8201 C.cribriforme	.	.	.	.	.	.	3	4	.	7	7
8211 ADC tubulare	.	.	.	.	.	.	11	2	1	14	14
8480 ADC mucinoso	.	.	.	.	.	.	10	12	15	37	37
8500 C.duttale	.	1	2	10	13	20	724	290	325	1359	1372
8501 Comedocarcinoma	.	.	.	.	.	.	12	3	.	15	15
8502 C.secretorio mamm.	.	.	.	.	.	.	1	.	.	1	1
8503 ADC papillare	.	.	.	.	.	.	7	8	5	20	20
8510 C.midollare	.	.	.	.	.	.	6	1	1	8	8
8512 C.midollare stroma linfoid	.	.	.	.	.	.	1	.	.	1	1
8520 C.lobulare infiltrante	.	1	.	.	1	.	91	46	40	177	178
8521 C.duttulare infiltrante	.	.	.	.	.	.	.	.	1	1	1
8522 C.duttale e lobulare	.	.	.	.	.	.	15	9	9	33	33
8540 Morbo Paget della mammella	.	.	.	.	.	.	3	2	2	7	7
8541 M.Paget e c.duttale infilt	.	.	.	.	.	.	.	1	.	1	1
8543 M.Paget e c.intraduttale	.	.	.	.	.	.	1	.	.	1	1
8560 C.adenosquamoso	.	.	.	.	.	.	.	1	.	1	1
8800 Sarcoma	.	.	.	.	.	.	1	.	.	1	1
8811 Fibromixosarcoma	.	.	.	.	.	1	.	.	.	1	1
8980 Carcinosarcoma	.	.	.	.	.	.	.	.	1	1	1
9020 Cistosarcoma filloide mali	.	.	.	.	.	.	3	.	1	4	4
9120 Emangiosarcoma	.	.	.	.	.	1	.	.	1	2	2

TOPOGRAFIA ICDO3T 2003-2005

C50 Mammella	.	4	4	12	20	31	992	418	472	1913	1933
I codici elencati nella tabella "morfologia"											
9590 Linfoma	.	.	.	.	.	.	1	1	.	2	2
9591 Linfoma non Hodgkin	.	.	.	.	.	.	1	.	.	1	1
9675 Linfoma maligno misto	.	.	.	.	.	1	.	.	.	1	1
9680 Linf.diff.grandi cellule	.	.	.	.	.	.	.	.	1	1	1
9690 Linfoma follicolare	.	.	.	.	.	.	1	.	.	1	1

Tabella 15. Incidenza per tumore maligno dell'utero non specificato (C55).

	MASCHI						FEMMINE					
	TUTTE LE ETA'			0-74			TUTTE LE ETA'			0-74		
	---tassi standardizzati---		tassi standardizzati	---tassi standardizzati---		tassi standardizzati	---tassi standardizzati---		tassi standardizzati	---tassi standardizzati---		tassi standardizzati
	Umbra(E.S.)	Italiana Mond.	Umbra	Italiana Mond.	Umbra(E.S.)	Italiana Mond.	Umbra(E.S.)	Italiana Mond.	Umbra	Italiana Mond.	Umbra	Italiana Mond.
1994-1996	-	-	-	-	-	-	0.5(0.3)	0.5	0.2	0.3	0.2	0.2
1997-1999	-	-	-	-	-	-	0.9(0.4)	0.8	0.4	0.5	0.4	0.3
2000-2002	-	-	-	-	-	-	0.7(0.4)	0.6	0.4	0.6	0.5	0.3
2003-2005	-	-	-	-	-	-	0.3(0.3)	0.3	0.2	0.2	0.2	0.2

MORFOLOGIA ICDO3M 2003-2005

	MASCHI					FEMMINE					TOTALE
	15-34	35-64	65-74	75+	TOTALE	15-34	35-64	65-74	75+	TOTALE	
C55 Utero n.s.	.	.	.	.	.	.	3	.	3	6	6
8000 Morfologia non nota	.	.	.	.	.	.	1	.	2	3	3
8010 Carcinoma	.	.	.	.	.	.	1	.	1	2	2
8140 Adenocarcinoma	.	.	.	.	.	.	1	.	.	1	1

Tabella 16. Incidenza per tumore maligno della cervice uterina (C53).

	MASCHI						FEMMINE					
	TUTTE LE ETA'			0-74			TUTTE LE ETA'			0-74		
	---tassi standardizzati---		tassi standardizzati	---tassi standardizzati---		tassi standardizzati	---tassi standardizzati---		tassi standardizzati	---tassi standardizzati---		tassi standardizzati
	Umbra(E.S.)	Italiana Mond.	Umbra	Italiana Mond.	Umbra(E.S.)	Italiana Mond.	Umbra(E.S.)	Italiana Mond.	Umbra	Italiana Mond.	Umbra	Italiana Mond.
1994-1996	-	-	-	-	-	-	8.6(1.4)	7.8	5.5	8.0	7.3	5.3
1997-1999	-	-	-	-	-	-	8.2(1.3)	7.5	5.3	7.6	6.9	5.1
2000-2002	-	-	-	-	-	-	8.1(1.3)	7.5	5.4	7.6	7.0	5.2
2003-2005	-	-	-	-	-	-	7.3(1.2)	6.7	4.9	6.9	6.3	4.8

SOTTOCATEGORIE	2003-2005	MASCHI					FEMMINE					TOTALE
		15-34	35-64	65-74	75+	TOTALE	15-34	35-64	65-74	75+	TOTALE	
C53 CERVICIE UTERINA		-	-	-	-	-	9	55	24	22	110	110
C53.0 Endocervice		-	-	-	-	-	4	15	7	6	32	32
C53.1 Esocervice		-	-	-	-	-	3	12	6	5	26	26
C53.8 Overlapping		-	-	-	-	-	.	3	2	2	7	7
C53.9 N.a.s.		-	-	-	-	-	2	25	9	9	45	45

MORFOLOGIA ICDO3M 2003-2005

	15-34	35-64	65-74	75+	TOTALE	15-34	35-64	65-74	75+	TOTALE	TOTALE
C53 Collo dell'utero	.	.	.	.	.	9	55	24	22	110	110
8000 Morfologia non nota	.	.	.	.	.	3	.	5	1	9	9
8010 Carcinoma	.	.	.	.	.	.	7	2	1	10	10
8070 C.epidermoide	.	.	.	.	.	5	23	8	9	45	45
8071 C.epidermoide cheratin.	.	.	.	.	.	.	8	3	1	12	12
8072 C.epidermoide grandi cell.	.	.	.	.	.	.	10	1	2	13	13
8140 Adenocarcinoma	.	.	.	.	.	.	5	3	6	14	14
8310 ADC a cellule chiare	.	.	.	.	.	.	.	2	1	3	3
8430 C.mucoepidermoide	.	.	.	.	.	.	1	.	.	1	1
8722 Melanoma a cellule globose	.	.	.	.	.	1	.	.	.	1	1
8890 Leiomiosarcoma	.	.	.	.	.	.	.	.	1	1	1
8990 Mesenchinoma maligno	.	.	.	.	.	.	1	.	.	1	1

TOPOGRAFIA ICDO3T 2003-2005

	15-34	35-64	65-74	75+	TOTALE	15-34	35-64	65-74	75+	TOTALE	TOTALE
C53 Collo dell'utero	.	.	.	.	.	9	55	24	22	110	110

I codici elencati nella tabella "morfologia"

Tabella 17. Incidenza per tumore maligno del corpo dell'utero (C54).

	MASCHI						FEMMINE					
	TUTTE LE ETA'			0-74			TUTTE LE ETA'			0-74		
	---tassi standardizzati---			tassi standardizzati			---tassi standardizzati---			tassi standardizzati		
	Umbra(E.S.)	Italiana	Mond.	Umbra	Italiana	Mond.	Umbra(E.S.)	Italiana	Mond.	Umbra	Italiana	Mond.
1994-1996	-	-	-	-	-	-	23.5(2.3)	20.7	12.9	20.6	18.0	12.0
1997-1999	-	-	-	-	-	-	24.2(2.3)	21.4	13.6	21.5	18.8	12.7
2000-2002	-	-	-	-	-	-	24.8(2.3)	21.9	13.9	22.0	19.4	13.0
2000-2002	-	-	-	-	-	-	24.0(2.2)	21.1	13.1	21.4	18.6	12.2

SOTTOCATEGORIE	2003-2005	MASCHI				TOTALE	FEMMINE				TOTALE	
		15-34	35-64	65-74	75+		15-34	35-64	65-74	75+		
C54 CORPO DELL'UTERO		-	-	-	-	-	2	157	112	102	373	373
C54.0 Istmo		-	-	-	-	-	2	153	111	101	367	367
C54.1 Endometrio		-	-	-	-	-	.	2	1	.	3	3
C54.8 Overlapping		-	-	-	-	-	.	1	.	1	2	2
C54.9 N.a.s.		-	-	-	-	-	.	1	.	.	1	1

MORFOLOGIA ICDO3M	2003-2005											
C54 Corpo dell'utero	.	.	.	.	.	.	2	157	112	102	373	373
8000 Morfologia non nota	.	.	.	.	.	.	.	6	3	9	18	18
8010 Carcinoma	.	.	.	.	.	.	1	11	5	9	26	26
8050 C.papillare	.	.	.	.	.	.	.	1	.	.	1	1
8140 Adenocarcinoma	.	.	.	.	.	.	1	36	26	29	92	92
8310 ADC a cellule chiare	.	.	.	.	.	.	.	1	.	1	2	2
8380 C.endometrioidi	.	.	.	.	.	.	.	87	71	49	207	207
8480 ADC mucinoso	.	.	.	.	.	.	.	2	1	.	3	3
8560 C.adenosquamoso	.	.	.	.	.	.	.	2	.	2	4	4
8800 Sarcoma	.	.	.	.	.	.	.	3	1	.	4	4
8890 Leiomiomasarcoma	.	.	.	.	.	.	.	6	2	2	10	10
8935 Sarcoma stromale	.	.	.	.	.	.	.	1	.	.	1	1
8980 Carcinosarcoma	.	.	.	.	.	.	.	1	3	1	5	5

TOPOGRAFIA ICDO3T	2003-2005											
C54 Corpo dell'utero	.	.	.	.	.	.	2	157	112	102	373	373
I codici elencati nella tabella "morfologia"												

Tabella 18. Incidenza per tumore maligno dell'ovaio (C56).

	MASCHI						FEMMINE					
	TUTTE LE ETA'			0-74			TUTTE LE ETA'			0-74		
	---tassi standardizzati---	Italiana	Mond.	Umbra	Italiana	Mond.	---tassi standardizzati---	Italiana	Mond.	Umbra	Italiana	Mond.
1994-1996	-	-	-	-	-	-	17.6(2.0)	15.9	10.5	15.5	13.9	9.8
1997-1999	-	-	-	-	-	-	19.0(2.0)	17.1	11.5	16.5	14.8	10.7
2000-2002	-	-	-	-	-	-	17.3(1.9)	15.5	10.0	14.9	13.3	9.3
2003-2005	-	-	-	-	-	-	16.7(1.9)	15.0	9.8	14.6	13.1	9.2

MORFOLOGIA	2000-2002	MASCHI				TOTALE	FEMMINE				TOTALE
		15-34	35-64	65-74	75+		15-34	35-64	65-74	75+	
C56 Ovaio		.	.	.	.	13	101	68	77	260	260
8000 Morfologia non nota		.	.	.	.	3	8	3	20	34	34
8001 Cellule tumorali maligne		.	.	.	.	.	.	1	.	1	1
8010 Carcinoma		.	.	.	.	.	18	18	17	53	53
8020 C.indifferenziato		.	.	.	.	.	.	.	1	1	1
8021 C.anaplastico		.	.	.	.	.	1	.	.	1	1
8050 C.papillare		.	.	.	.	.	1	2	1	4	4
8120 C.cellule di transizione		.	.	.	.	.	.	.	1	1	1
8140 Adenocarcinoma		.	.	.	.	1	8	10	9	28	28
8260 ADC papillare		.	.	.	.	.	4	1	1	6	6
8310 ADC a cell.chiare		.	.	.	.	.	4	3	.	7	7
8380 C. endometrioide		.	.	.	.	1	11	1	2	15	15
8440 Cistoadenocarcinoma		.	.	.	.	.	.	2	2	4	4
8441 Cisto ADC sieroso		.	.	.	.	1	14	6	8	29	29
8460 Cisto ADC sier.papill.		.	.	.	.	1	24	15	11	51	51
8461 C.sier.papill.superf.		.	.	.	.	.	.	.	2	2	2
8470 Cisto ADC mucinoso		.	.	.	.	.	3	.	1	4	4
8480 ADC mucinoso		.	.	.	.	3	1	3	1	8	8
8490 C.a cell.a sigillo		.	.	.	.	.	1	1	.	2	2
8620 C.cell. della granulosa		.	.	.	.	.	2	1	.	3	3
8800 Sarcoma		.	.	.	.	.	1	.	.	1	1
8890 Leiomiomasarcoma		.	.	.	.	.	.	1	.	1	1
9060 Disgerminoma		.	.	.	.	1	.	.	.	1	1
9080 Teratoma maligno		.	.	.	.	1	.	.	.	2	2
9100 Coriocarcinoma		.	.	.	.	1	.	.	.	1	1

TOPOGRAFIA ICDO3T	2003-2005					TOTALE					TOTALE
C56 Ovaio		.	.	.	.	13	101	68	77	260	260
I codici elencati nella tabella "morfologia"											

Tabella 19. Incidenza per tumore maligno della prostata (C61).

	MASCHI						FEMMINE					
	TUTTE LE ETA'			0-74			TUTTE LE ETA'			0-74		
	---tassi standardizzati---	Italia	Mond.	Umbria	Italia	Mond.	---tassi standardizzati---	Italia	Mond.	Umbria	Italia	Mond.
1994-1996	103.8(5.2)	88.4	39.2	54.6	44.1	25.8	-	-	-	-	-	-
1997-1999	102.7(5.0)	86.9	39.7	59.2	47.8	27.9	-	-	-	-	-	-
2000-2002	111.4(5.1)	94.0	45.1	71.3	57.9	34.1	-	-	-	-	-	-
2003-2005	140.1(5.7)	118.2	59.2	98.3	80.4	47.5	-	-	-	-	-	-

MORFOLOGIA	2000-2002	MASCHI				TOTALE	FEMMINE				TOTALE
		15-34	35-64	65-74	75+		15-34	35-64	65-74	75+	
C61 Prostata		.	348	791	732	1871	.	.	.	.	1871
8000 Morfologia non nota		.	4	6	20	30	.	.	.	.	30
8010 Carcinoma		.	43	105	95	243	.	.	.	.	241
8020 C.indifferenziato		.	1	3	2	6	.	.	.	.	6
8140 Adenocarcinoma		.	287	642	603	1535	.	.	.	.	1535
8310 ADC a cellule chiare		.	1	.	.	1	.	.	.	.	1
8550 C.a cellule acinose		.	12	32	12	56	.	.	.	.	56

TOPOGRAFIA ICDO3T	2003-2005					TOTALE					TOTALE
C61 Prostata		.	348	791	732	1871	.	.	.	.	1871
I codici elencati nella tabella "morfologia"											

Tabella 20. Incidenza per tumore maligno del testicolo (C62).

	MASCHI						FEMMINE					
	TUTTE LE ETA'			0-74			TUTTE LE ETA'			0-74		
	---tassi standardizzati---			tassi standardizzati			---tassi standardizzati---			tassi standardizzati		
	Umbra(E.S.)	Italiana	Mond.	Umbra	Italiana	Mond.	Umbra(E.S.)	Italiana	Mond.	Umbra	Italiana	Mond.
1994-1996	4.4(1.0)	4.5	3.9	4.5	4.5	3.9	-	-	-	-	-	-
1997-1999	4.9(1.1)	5.1	4.9	5.3	5.4	5.0	-	-	-	-	-	-
2000-2002	6.2(1.3)	6.5	6.1	6.5	6.8	6.2	-	-	-	-	-	-
2003-2005	4.9(1.1)	5.1	4.8	5.1	5.3	4.8	-	-	-	-	-	-

SOTTOCATEGORIE	2003-2005	MASCHI				TOTALE	FEMMINE				TOTALE	
		15-34	35-64	65-74	75+		15-34	35-64	65-74	75+		
C62 TESTICOLO		33	22	2	3	61	-	-	-	-	-	61
C62.0 Testicolo ritenuto		6	3	.	.	9	-	-	-	-	-	9
C62.9 N.a.s.		27	19	2	3	52	-	-	-	-	-	52

MORFOLOGIA ICDO3M	2003-2005											
C62 Testicolo	33	22	2	3	61	.	.	.	.	.	.	61
8000 Morfologia non nota	1	1	.	1	4	.	.	.	.	.	.	4
8010 Carcinoma	1	2	1	.	4	.	.	.	.	.	.	4
8650 Tumore a cell.Leydig	.	1	.	.	1	.	.	.	.	.	.	1
8800 Sarcoma	.	.	.	1	1	.	.	.	.	.	.	1
9061 Seminoma	15	12	1	.	28	.	.	.	.	.	.	28
9063 Seminoma spermatocitico	.	1	.	1	2	.	.	.	.	.	.	2
9064 Germinoma	1	.	.	.	1	.	.	.	.	.	.	1
9070 C.embrionale	6	3	.	.	9	.	.	.	.	.	.	9
9071 Tumore del seno endodermic	2	1	.	.	3	.	.	.	.	.	.	3
9072 Poliembrioma	1	.	.	.	1	.	.	.	.	.	.	1
9080 Teratoma maligno	3	.	.	.	3	.	.	.	.	.	.	3
9081 Teratocarcinoma	2	1	.	.	3	.	.	.	.	.	.	3
9100 Coriocarcinoma	1	.	.	.	1	.	.	.	.	.	.	1

TOPOGRAFIA ICDO3T	2003-2005											
C62 Testicolo	33	23	3	5	65	.	.	.	.	.	.	65
I codici elencati nella tabella "morfologia"												
9591 Linfoma non Hodgkin	.	.	.	1	1	.	.	.	.	.	.	1
9670 Linf.mal.diff.picc.linfoci	.	.	.	1	1	.	.	.	.	.	.	1
9675 Linfoma maligno misto	.	.	1	.	1	.	.	.	.	.	.	1
9690 Linfoma follicolare	.	1	.	.	1	.	.	.	.	.	.	1



Tabella 21. Incidenza per tumore maligno della vescica urinaria (C67).

	MASCHI						FEMMINE					
	TUTTE LE ETA'			0-74			TUTTE LE ETA'			0-74		
	---tassi standardizzati---			tassi standardizzati			---tassi standardizzati---			tassi standardizzati		
	Umbra(E.S.)	Italiana	Mond.	Umbra	Italiana	Mond.	Umbra(E.S.)	Italiana	Mond.	Umbra	Italiana	Mond.
1994-1996	72.8(4.4)	62.6	32.6	50.0	42.0	26.3	14.3(1.7)	12.6	7.0	10.3	9.0	5.9
1997-1999	77.9(4.4)	66.9	35.1	54.2	45.5	28.4	13.2(1.6)	11.4	5.8	8.8	7.4	4.6
2000-2002	77.5(4.3)	67.0	36.2	56.5	47.8	30.2	13.5(1.6)	11.9	6.6	9.8	8.5	5.6
2000-2002	70.5(4.0)	60.5	30.3	44.6	37.2	23.1	12.7(1.5)	11.0	5.9	9.5	8.0	4.9

SOTTOCATEGORIE	2003-2005	MASCHI				TOTALE	FEMMINE				TOTALE	
		15-34	35-64	65-74	75+		15-34	35-64	65-74	75+		
C67 VESCICA		3	206	315	438	962	1	49	75	98	223	1185
C67.0 Trigono		.	26	43	43	112	.	7	9	7	23	135
C67.1 Cupola		.	7	7	17	31	.	.	1	2	3	34
C67.2 Parete laterale		1	59	85	105	250	.	13	23	18	54	304
C67.3 Parete anteriore		.	1	2	9	12	.	.	.	1	1	13
C67.4 Parete posteriore		.	3	8	7	18	.	1	3	5	9	27
C67.5 Collo		.	5	11	15	31	.	.	2	1	3	34
C67.6 Orificio uretrale		.	2	1	3	6	.	.	1	.	1	7
C67.7 Uraco		.	1	.	.	1	.	.	.	.	.	1
C67.8 Overlapping		.	21	24	33	78	.	8	6	10	24	102
C67.9 N.a.s.		2	81	134	206	423	1	20	30	54	105	528

MORFOLOGIA ICDO3M	2003-2005	MASCHI				TOTALE	FEMMINE				TOTALE	
		15-34	35-64	65-74	75+		15-34	35-64	65-74	75+		
C67 Vescica		3	206	315	438	962	1	49	75	98	223	1185
8000 Morfologia non nota		.	4	2	3	9	.	1	1	5	7	16
8001 Cellule tumorali maligne		.	.	.	2	2	.	.	.	.	.	2
8010 Carcinoma		1	8	20	40	69	.	3	3	6	12	81
8020 C.indifferenziato		.	2	2	1	5	.	.	.	1	1	5
8030 C.cellule gig. e fusate		.	.	.	1	1	.	.	.	.	.	1
8070 C.epidermoide		.	.	2	3	5	.	.	1	.	1	6
8072 C.epidermoide grandi cell		.	1	.	.	1	.	.	.	.	.	1
8120 C.cellule di transizione		.	50	80	142	272	.	6	17	27	50	322
8130 C.cellule transiz.papill.		2	140	207	242	591	.	38	51	57	146	737
8140 Adenocarcinoma		.	.	2	3	5	1	1	2	1	5	10
8800 Sarcoma		.	.	.	1	1	.	.	.	1	1	2
8895 Miosarcoma		.	1	.	.	1	.	.	.	.	.	1

TOPOGRAFIA ICDO3T	2003-2005	MASCHI				TOTALE	FEMMINE				TOTALE	
		15-34	35-64	65-74	75+		15-34	35-64	65-74	75+		
C67 Vescica		3	207	315	438	963	1	49	75	99	224	1187
I codici elencati nella tabella "morfologia"												
9590 Linfoma		.	1	.	.	1	.	.	.	1	1	2

Tabella 22. Incidenza per tumore maligno del rene (C64).

	MASCHI						FEMMINE					
	TUTTE LE ETA'			0-74			TUTTE LE ETA'			0-74		
	---tassi standardizzati---			tassi standardizzati			---tassi standardizzati---			tassi standardizzati		
	Umbra(E.S.)	Italiana	Mond.	Umbra	Italiana	Mond.	Umbra(E.S.)	Italiana	Mond.	Umbra	Italiana	Mond.
1994-1996	20.2(2.3)	17.7	10.7	17.2	14.8	9.8	9.3(1.4)	8.2	5.3	7.4	6.5	4.8
1997-1999	22.5(2.4)	19.5	11.4	18.6	15.9	10.2	8.7(1.3)	7.6	4.6	7.2	6.2	4.1
2000-2002	23.4(2.4)	20.3	12.1	20.0	17.2	11.1	10.2(1.5)	9.0	6.3	8.1	7.1	5.7
2003-2005	24.1(2.4)	21.1	12.8	20.5	17.7	11.6	9.0(1.3)	7.9	4.7	6.9	6.1	4.2

MORFOLOGIA	2000-2002	MASCHI				TOTALE	FEMMINE				TOTALE	
		15-34	35-64	65-74	75+		15-34	35-64	65-74	75+		
C64 Rene eccet.pelvi renale		4	125	107	78	315	3	48	37	61	150	465
8000 Morfologia non nota		.	11	5	19	35	.	4	1	15	20	55
8010 Carcinoma		.	18	15	15	49	1	10	7	18	36	85
8041 C.a piccole cellule		1	1	.	.	2	.	.	.	.	.	2
8050 C.papillare		.	1	.	.	1	.	.	.	.	.	1
8120 C.a cellule di transiz.		.	1	1	.	2	.	.	1	1	3	
8130 C.cellule transiz.papill.		.	4	3	1	8	.	.	2	2	4	
8140 Adenocarcinoma		.	3	5	.	8	.	2	.	1	3	
8260 ADC papillare		.	.	.	.	.	1	.	1	.	2	
8290 ADC ossifilo		.	.	.	.	.	.	.	1	.	1	
8310 ADC a cellule chiare		3	65	67	34	169	.	28	23	22	73	
8312 C.a cellule renali		.	13	9	9	31	.	4	1	.	5	
8317 C.renale cell.cromofobe		.	.	1	.	1	.	.	.	.	.	
8320 C.a cellule granulari		.	4	.	.	4	1	.	1	1	3	
8510 C.midollare		.	1	.	.	1	.	.	.	.	.	
8800 Sarcoma		.	.	1	.	1	.	.	.	1	1	
8890 Leiomiosarcoma		.	1	.	.	1	.	.	.	.	.	
8960 Nefroblastoma		.	1	.	.	2	.	.	.	.	1	
TOPOGRAFIA ICDO3T 2003-2005												
C64 Rene eccet.pelvi renale		4	125	107	79	316	3	48	37	63	152	468
I codici elencati nella tabella "morfologia"												
9591 Linfoma non Hodgkin		.	.	.	1	1	.	.	.	.	.	1
9675 Linfoma maligno misto		.	.	.	.	.	.	.	.	2	2	2

Tabella 23. Incidenza per tumore maligno dell'encefalo (C71).

	MASCHI						FEMMINE					
	TUTTE LE ETA'			0-74			TUTTE LE ETA'			0-74		
	---tassi standardizzati---	tassi standardizzati		tassi standardizzati		---tassi standardizzati---	tassi standardizzati		tassi standardizzati		tassi standardizzati	
1994-1996	Umbra(E.S.)	Italiana	Mond.	Umbra	Italiana	Mond.	Umbra(E.S.)	Italiana	Mond.	Umbra	Italiana	Mond.
1994-1996	12.7(1.8)	11.5	8.5	10.8	9.8	7.9	7.6(1.3)	7.0	5.8	7.0	6.4	5.6
1997-1999	11.5(1.7)	10.3	7.4	9.7	8.7	6.9	7.7(1.3)	6.9	4.9	6.5	5.8	4.6
2000-2002	10.0(1.6)	9.0	6.5	8.6	7.8	6.1	7.7(1.3)	6.9	4.9	6.5	5.9	4.6
2003-2005	12.6(1.7)	11.3	8.4	11.6	10.4	8.1	7.2(1.2)	6.5	4.4	5.7	5.1	4.0

SOTTOCATEGORIE	2003-2005	MASCHI				TOTALE	FEMMINE				TOTALE	
		15-34	35-64	65-74	75+		15-34	35-64	65-74	75+		
C71 ENCEFALO		10	67	50	28	162	11	28	29	45	116	278
C71.0 Corpo calloso		2	27	20	17	68	3	9	14	27	54	122
C71.1 Lobo frontale		3	13	4	5	26	2	4	5	4	15	41
C71.2 Lobo temporale		1	11	12	1	27	1	9	6	8	24	51
C71.3 Lobo parietale		.	6	3	.	9	.	3	1	2	6	15
C71.4 Lobo occipitale		.	2	1	1	4	.	2	1	.	3	7
C71.5 Ventricolo		.	2	.	.	2	.	.	.	.	.	2
C71.6 Cervelletto		2	1	1	1	7	2	.	.	1	4	11
C71.7 Tronco cerebrale		.	1	.	.	1	.	.	.	.	1	2
C71.8 Overlapping		.	2	3	2	7	.	.	1	.	1	8
C71.9 N.a.s.		2	2	6	1	11	3	1	1	3	8	19

MORFOLOGIA ICDO3M	2003-2005											
	15-34	35-64	65-74	75+	TOTALE	15-34	35-64	65-74	75+	TOTALE	TOTALE	
C71 Cervello	10	67	50	28	162	11	28	29	45	116	278	
8000 Morfologia non nota	1	13	10	21	46	1	5	10	24	40	86	
8010 Carcinoma	.	.	.	.	.	.	.	.	1	1	1	
8020 C.indifferenziato	.	.	.	1	1	.	.	.	.	.	1	
8140 Adenocarcinoma	.	.	1	.	1	.	.	.	.	.	1	
9380 Glioma	2	2	11	1	17	.	4	4	6	14	31	
9381 Gliomatosi cerebrale	.	.	.	.	1	.	.	.	.	.	1	
9382 Glioma misto	1	1	.	.	2	.	.	.	.	.	2	
9391 Ependimoma	1	1	2	.	5	2	.	.	.	2	7	
9392 Ependimoma anaplastico	1	.	.	.	1	.	.	.	.	.	1	
9400 Astrocitoma	.	4	1	.	5	1	1	.	.	2	7	
9401 Astrocitoma anaplastico	.	5	.	1	6	.	.	.	.	.	6	
9420 Astrocitoma fibrillare	.	.	.	.	.	1	.	1	.	2	2	
9421 Astrocitoma giovanile	2	2	.	.	6	1	.	.	.	2	8	
9440 Glioblastoma	1	36	23	3	63	1	15	14	11	41	104	
9441 Glioblastoma cell. giganti	.	1	.	.	1	.	.	.	1	1	2	
9450 Oligodendroglioma	.	.	2	1	3	2	3	.	2	7	10	
9451 Oligodendroglioma anaplast	.	2	.	.	2	1	.	.	.	1	3	
9470 Medulloblastoma	1	.	.	.	1	1	.	.	.	3	4	
9490 Ganglioneuroblastoma	.	.	.	.	1	.	.	.	.	.	1	

TOPOGRAFIA ICDO3T	2003-2005											
	15-34	35-64	65-74	75+	TOTALE	15-34	35-64	65-74	75+	TOTALE	TOTALE	
C71 Cervello	10	69	54	30	170	11	30	31	47	122	292	
I codici elencati nella tabella "morfologia"												
9590 Linfoma	.	1	2	.	3	.	2	2	.	4	7	
9675 Linfoma maligno misto	.	.	.	1	1	.	.	.	.	.	1	
9680 Linf.diff.grandi cellule	.	1	2	1	4	.	.	.	2	2	6	

Tabella 24. Incidenza per linfoma di Hodgkin (C81).

	MASCHI						FEMMINE					
	TUTTE LE ETA'			0-74			TUTTE LE ETA'			0-74		
	---tassi standardizzati---			tassi standardizzati			---tassi standardizzati---			tassi standardizzati		
	Umbra(E.S.)	Italiana	Mond.	Umbra	Italiana	Mond.	Umbra(E.S.)	Italiana	Mond.	Umbra	Italiana	Mond.
1994-1996	3.1(0.9)	3.0	2.6	3.2	3.1	2.7	2.8(0.8)	3.0	2.8	2.9	3.0	2.8
1997-1999	3.7(1.0)	3.7	3.3	3.7	3.7	3.2	3.0(0.9)	3.1	2.9	3.1	3.2	2.9
2000-2002	4.6(1.1)	4.8	4.5	4.4	4.6	4.5	2.5(0.8)	2.6	2.3	2.4	2.5	2.3
2003-2005	3.4(0.9)	3.4	2.8	3.2	3.2	2.8	3.2(0.9)	3.3	3.1	3.4	3.5	3.1

SOTTOCATEGORIE	2003-2005	MASCHI				TOTALE	FEMMINE				TOTALE	
		15-34	35-64	65-74	75+		15-34	35-64	65-74	75+		
C81 MALATTIA DI HODGKIN		13	15	6	6	41	17	17	4	1	39	80
C81.0 Predom.linfocit.-istioc		.	.	.	.	.	.	1	.	.	1	1
C81.1 Sclerosi nodulare		5	4	.	.	9	8	8	2	.	18	27
C81.2 Cellularita' mista		3	6	2	3	14	3	3	.	.	6	20
C81.3 Deplezione linfocitica		.	2	.	.	2	.	.	.	.	.	2
C81.9 N.a.s.		5	3	4	3	16	6	5	2	1	14	30

MORFOLOGIA ICDO3M	2003-2005	MASCHI				TOTALE	FEMMINE				TOTALE	
		15-34	35-64	65-74	75+		15-34	35-64	65-74	75+		
C81 Malattia di Hodgkin		13	15	6	6	41	17	17	4	1	39	80
9650 Linfoma di Hodgkin		5	3	4	3	16	6	5	2	1	14	30
9651 Linf.Hodgkin preval.linfoc		.	.	.	.	.	.	1	.	.	1	1
9652 Linf.Hodgkin cellular.mist		3	6	2	3	14	3	3	.	.	6	20
9653 Linf.Hodgkin deplez.linfoc		.	2	.	.	2	.	.	.	.	.	2
9663 Linf.Hodgkin sclerosi nodu		5	4	.	.	9	8	8	2	.	18	27

Tabella 25. Incidenza per mieloma (C88, C90).

	MASCHI						FEMMINE					
	TUTTE LE ETA'			0-74			TUTTE LE ETA'			0-74		
	---tassi standardizzati---			tassi standardizzati			---tassi standardizzati---			tassi standardizzati		
	Umbra(E.S.)	Italiana	Mond.	Umbra	Italiana	Mond.	Umbra(E.S.)	Italiana	Mond.	Umbra	Italiana	Mond.
1994-1996	9.0(1.5)	7.9	3.8	5.0	4.3	2.8	6.9(1.2)	6.0	3.1	5.0	4.2	2.6
1997-1999	7.2(1.3)	6.2	3.1	4.5	3.8	2.3	5.9(1.1)	5.1	2.7	3.9	3.3	2.0
2000-2002	9.1(1.7)	7.8	4.1	6.4	5.4	3.3	5.9(1.1)	5.1	2.8	4.0	3.4	2.2
2003-2005	7.7(1.3)	6.6	3.5	5.0	4.2	2.7	6.1(1.1)	5.3	3.1	4.7	4.1	2.7

SOTTOCATEGORIE	2003-2005	MASCHI				TOTALE	FEMMINE				TOTALE	
		15-34	35-64	65-74	75+		15-34	35-64	65-74	75+		
C88 MALATTIE IMMUNOPROLIFERATI		.	1	.	1	2	.	.	.	.	.	2
C88.0 Macroglobulinemia Walde		.	1	.	1	2	.	.	.	.	.	2
C90 MIELOMA MULTIPLO		.	27	30	45	102	1	32	25	42	100	202
C90.0 Mieloma multiplo		.	22	26	44	92	1	23	19	42	85	177
C90.1 Leucemia plasmacellulare		.	1	1	.	2	.	3	3	.	6	8
C90.2 Plasmocitoma extramidol		.	4	3	1	8	.	6	3	.	9	17

MORFOLOGIA ICDO3M	2003-2005	MASCHI				TOTALE	FEMMINE				TOTALE	
		15-34	35-64	65-74	75+		15-34	35-64	65-74	75+		
C88 Mal.immunoprolifer.maligna		.	1	.	1	2	.	.	.	.	.	2
9761 Macroglobul.di Waldenstrom		.	1	.	1	2	.	.	.	.	.	2
C90 Mieloma multipl.t.m.plasmace		.	27	30	45	102	1	32	25	42	100	202
8000 Morfologia non nota		.	.	.	2	2	.	.	.	2	2	4
9731 Sarcoma plasmacellulare		.	1	1	0	2	.	3	3	.	6	8
9734 Plasmicitoma extamidol		.	4	3	1	8	.	6	3	.	9	17
9732 Mieloma multiplo		.	22	26	42	90	1	23	19	40	83	173

Tabella 26. Incidenza per linfomi non-Hodgkin (C82-C85).

	MASCHI						FEMMINE					
	TUTTE LE ETA'			0-74			TUTTE LE ETA'			0-74		
	---tassi standardizzati---	Umbra(E.S.)	Italiana Mond.	tassi standardizzati	Umbra	Italiana Mond.	---tassi standardizzati---	Umbra(E.S.)	Italiana Mond.	tassi standardizzati	Umbra	Italiana Mond.
1994-1996	21.4(2.3)	18.9	11.7	16.8	14.9	10.5	13.9(1.7)	12.5	7.5	11.6	10.4	7.6
1997-1999	20.0(2.2)	18.1	11.0	14.6	13.3	9.6	14.8(1.7)	13.3	8.6	11.9	10.6	7.8
2000-2002	19.5(2.2)	17.2	13.0	16.2	14.1	9.7	16.3(1.8)	14.7	9.2	12.9	11.4	8.2
2003-2005	21.7(2.3)	19.3	12.1	16.7	14.8	10.7	15.5(1.8)	13.8	8.4	12.4	11.8	7.5

SOTTOCATEGORIE	2003-2005	MASCHI				TOTALE	FEMMINE				TOTALE	
		15-34	35-64	65-74	75+		15-34	35-64	65-74	75+		
C82 LINFOMA FOLLIC.NON HODGKIN		1	16	3	7	27	.	10	5	6	21	48
C82.0 A piccole cell.clivate		.	1	.	3	4	.	2	1	2	5	9
C82.9 N.a.s.		1	15	3	4	23	.	8	4	4	16	39
C83 LINFOMA NON HODGKIN DIFFUS		3	38	26	35	105	6	38	25	41	111	216
C83.0 A piccole cellule		.	4	2	5	11	.	3	3	1	7	18
C83.2 A cell.miste		.	7	5	11	23	2	11	10	15	38	61
C83.3 A grandi cellule		1	15	11	14	41	3	18	8	20	49	90
C83.4 Immunoblastico		.	2	4	2	8	.	2	.	2	4	12
C83.5 Linfoblastico		1	4	1	3	9	1	2	2	3	8	17
C83.6 Indifferenziato		.	2	2	.	5	.	.	.	.	.	5
C83.7 Tumore di Burkitt		1	2	1	.	5	.	.	1	.	2	7
C83.8 Altri tipi di LNH diffu		.	2	.	.	3	.	2	1	.	3	6
C84 LINFOMI A CELLULE T		.	10	2	3	15	.	3	2	8	13	28
C84.0 Micosi fungoide		.	8	2	3	13	.	3	1	7	11	24
C84.1 Malattia di Sezary		.	.	.	.	.	.	.	1	1	1	1
C84.5 Altri/n.s.linfomi cell.		.	2	.	.	2	.	.	1	.	1	3
C85 ALTRI LINFOMI NON HODGKIN		7	44	42	49	142	2	29	40	39	110	252
C85.9 N.a.s.		7	44	42	49	142	2	29	40	39	110	252

MORFOLOGIA ICDO3M	2003-2005	15-34	35-64	65-74	75+	TOTALE	15-34	35-64	65-74	75+	TOTALE	TOTALE
C82 Linfoma follicol.non-Hodgki		1	16	3	7	27	.	10	5	6	21	48
9690 Linfoma follicolare		1	15	3	4	23	.	8	4	4	16	39
9699 Linfoma B Malt-Balt		.	1	.	3	4	.	2	1	2	5	9
C83 Linfoma diffuso non-Hodgkin		3	38	26	35	105	6	38	25	41	111	216
8000 Morfologia non nota		.	.	.	.	.	1	.	.	.	1	1
9670 Linf.mal.diff.picc.linfoci		1	8	3	8	20	1	5	5	4	15	35
9671 Linfoma mal.linfoplasmocit		.	1	4	1	6	.	.	1	1	2	8
9673 Linfoma mantellare		.	3	2	.	7	.	2	.	.	2	9
9675 Linfoma maligno misto		.	7	5	11	23	2	11	10	15	38	61
9680 Linfoma grandi cell.diffus		1	15	11	14	41	2	18	8	20	48	89
9684 Linfoma plasmoblastico		.	2	.	1	3	.	2	.	1	3	6
9687 Linfoma di Burkitt		1	2	1	.	5	.	.	1	.	2	7
C84 Linfoma cell.T perif.cutane.		.	10	2	3	15	.	3	2	8	13	28
9700 Micosi fungoide		.	8	2	3	13	.	3	1	7	11	24
9701 Malattia di Sezary		.	.	.	.	.	.	.	1	1	1	1
9705 Linfoma angioimmunoblast.		.	2	.	.	2	.	.	.	.	2	2
9714 Linfoma a grandi cellule		.	.	.	.	.	.	.	1	.	1	1
C85 Al. n.s.linfomi nonHodgkin		7	44	42	49	142	2	29	40	39	110	252
8000 Morfologia non nota		.	.	.	.	.	.	.	1	1	1	1
9590 Linfoma		3	25	19	24	71	2	15	20	27	64	135
9591 Linfoma non Hodgkin		4	19	23	25	71	.	14	20	11	45	116

Tabella 27. Incidenza per leucemia linfoide (C91).

	MASCHI						FEMMINE					
	TUTTE LE ETA'			0-74			TUTTE LE ETA'			0-74		
	---tassi standardizzati---			tassi standardizzati			---tassi standardizzati---			tassi standardizzati		
	Umbra(E.S.)	Italiana	Mond.	Umbra	Italiana	Mond.	Umbra(E.S.)	Italiana	Mond.	Umbra	Italiana	Mond.
1994-1996	12.8(1.8)	11.4	8.4	9.0	8.0	7.4	7.2(1.2)	6.5	5.1	5.6	5.0	4.6
1997-1999	10.7(1.6)	9.5	6.1	8.3	7.2	5.3	6.1(1.1)	5.6	4.8	4.7	4.3	4.4
2000-2002	8.7(1.5)	8.0	6.8	6.9	6.3	6.3	4.2(0.9)	3.8	2.7	3.4	3.0	2.5
2003-2005	7.5(1.3)	6.7	4.9	5.7	5.0	4.4	4.8(1.0)	4.5	4.8	4.2	4.0	4.7

SOTTOCATEGORIE	2003-2005	MASCHI				TOTALE	FEMMINE				TOTALE	
		15-34	35-64	65-74	75+		15-34	35-64	65-74	75+		
C91 LEUCEMIA LINFOIDE		1	25	30	34	99	.	21	15	22	72	171
C91.0 Acuta		1	5	4	2	21	.	6	.	1	21	42
C91.1 Cronica		.	20	26	32	78	.	15	15	20	50	128
C91.7 Altre		.	.	.	.	.	.	.	.	1	1	1

MORFOLOGIA ICDO3M	2003-2005	MASCHI				TOTALE	FEMMINE				TOTALE	
		15-34	35-64	65-74	75+		15-34	35-64	65-74	75+		
C91 Leucemia linfoide		1	25	30	34	99	.	21	15	22	72	171
8000 Morfologia non nota		.	1	.	.	1	.	.	.	.	.	1
9820 Leucemia linfoide		.	.	.	.	.	.	.	1	1	1	1
9823 Leucemia linfoide cronica		.	19	26	32	77	.	15	15	20	50	127
9835 Leucemia linfoide acuta		1	4	1	2	17	.	4	.	1	19	36
9940 Leucemia a cellule capellu		.	1	3	.	4	.	2	.	.	2	6

Tabella 28. Incidenza per leucemia mieloide (C92).

	MASCHI						FEMMINE					
	TUTTE LE ETA'			0-74			TUTTE LE ETA'			0-74		
	---tassi standardizzati---			tassi standardizzati			---tassi standardizzati---			tassi standardizzati		
	Umbra(E.S.)	Italiana	Mond.	Umbra	Italiana	Mond.	Umbra(E.S.)	Italiana	Mond.	Umbra	Italiana	Mond.
1994-1996	9.6(1.6)	8.5	5.1	6.5	5.8	4.3	4.9(1.0)	4.5	2.7	3.5	3.1	2.3
1997-1999	10.3(1.6)	9.1	5.1	6.4	5.5	4.0	5.6(1.1)	5.0	3.2	4.4	3.9	2.8
2000-2002	10.7(1.6)	9.5	5.3	7.2	6.3	4.4	5.8(1.1)	5.3	3.3	4.5	4.0	3.0
2003-2005	9.6(1.5)	8.3	4.7	6.9	5.9	3.9	5.0(1.0)	4.4	2.7	3.7	3.2	2.3

SOTTOCATEGORIE	2003-2005	MASCHI				TOTALE	FEMMINE				TOTALE	
		15-34	35-64	65-74	75+		15-34	35-64	65-74	75+		
C92 LEUCEMIA MIELOIDE		5	29	47	48	130	2	23	23	39	88	218
C92.0 Acuta		2	19	37	33	92	1	16	15	34	67	159
C92.1 Cronica		3	10	3	11	27	1	7	6	5	19	46
C92.2 Subacuta		.	.	5	2	7	.	.	1	.	1	8
C92.9 N.a.s.		.	.	2	2	4	.	.	1	.	1	5

MORFOLOGIA ICDO3M	2003-2005	MASCHI				TOTALE	FEMMINE				TOTALE	
		15-34	35-64	65-74	75+		15-34	35-64	65-74	75+		
C92 Leucemia mieloide		5	29	47	48	130	2	23	23	39	88	218
8000 Morfologia non nota		.	.	.	1	1	.	1	.	.	1	2
9860 Leucemia mieloide		.	.	3	2	5	.	.	1	.	1	6
9861 Leucemia mieloide acuta		2	19	37	32	91	1	15	15	33	65	156
9863 Leucemia mieloide cronica		3	10	3	11	27	1	7	6	6	20	47
9989 Leucemia Smouldering		.	.	4	2	6	.	.	1	.	1	7

Sistema ematopoietico e reticoloendoteliale, e linfonodi.

TOPOGRAFIA ICDO3T 2003-2005											
<b>C42 Sistema ematopoietico e reticoloendoteliale</b>											
C42 Sistema ematop.e reticoloend	21	127	151	175	487	20	117	98	143	394	881
8000 Morfologia non nota	.	1	.	3	4	.	1	1	4	6	10
9590 Linfoma	2	5	6	10	23	1	3	5	6	15	38
9591 Linfoma non Hodgkin	.	9	15	14	38	.	5	14	7	26	64
9650 Linfoma di Hodgkin	5	2	3	3	14	6	4	2	.	12	26
9651 Linf.Hodgkin preval.linfoc	.	.	.	.	.	.	1	.	.	1	1
9652 Linf.Hodgkin cellular.mist	3	6	1	2	12	3	2	.	.	5	17
9653 Linf.Hodgkin deplez.linfoc	.	1	.	.	1	.	.	.	.	.	1
9663 Linf.Hodgkin sclerosi nodu	2	2	.	.	4	6	5	.	.	11	15
9671 Linfoma mal.linfoplasmocit	.	1	4	1	6	.	.	1	1	2	8
9673 Linfoma mantellare	.	1	1	.	4	.	1	.	.	1	5
9675 Linfoma maligno misto	.	2	.	2	4	.	1	3	2	6	10
9680 Linfoma grandi cell.diffus	.	3	4	2	9	.	4	1	4	9	18
9684 Linfoma plasmoblastico	.	1	.	.	1	.	1	.	1	2	3
9687 Linfoma di Burkitt	.	.	.	.	.	.	.	.	.	1	1
9690 Linfoma follicolare	1	6	.	1	8	.	1	3	1	5	13
9731 Sarcoma plasmacellulare	.	.	1	.	1	.	2	3	.	5	6
9732 Mieloma multiplo	.	22	26	42	90	1	23	19	40	83	173
9734 Plasmicitoma extamidol	.	4	3	1	8	.	6	3	.	9	17
9741 Mastocitosi maligna	1	.	.	.	1	.	.	.	.	.	1
9761 Macroglobul.di Waldenstrom	.	1	.	1	2	.	.	.	.	.	2
9800 Leucemia	1	7	9	12	29	1	13	4	13	31	60
9801 Leucemia acuta	.	.	1	.	1	.	1	1	3	5	6
9820 Leucemia linfoide	.	.	.	.	.	.	.	.	1	1	1
9823 Leucemia linfoide cronica	.	19	26	32	77	.	15	15	20	50	127
9835 Leucemia linfoide acuta	1	4	1	2	17	.	4	.	1	19	36
9860 Leucemia mieloide	.	.	3	2	5	.	.	1	.	1	6
9861 Leucemia mieloide acuta	2	19	37	32	91	1	15	15	33	65	156
9863 Leucemia mieloide cronica	3	10	3	11	27	1	7	6	6	20	47
9940 Leucemia a cellule capellu	.	1	3	.	4	.	2	.	.	2	6
9989 Leucemia Smouldering	.	.	4	2	6	.	.	1	.	1	7
<b>C77 Linfonodi</b>											
C77 Linfonodi	6	26	16	22	70	6	22	17	15	60	130
9590 Linfoma	.	4	4	3	11	1	3	4	5	13	24
9591 Linfoma non Hodgkin	1	4	3	4	12	.	.	1	1	2	14
9650 Linfoma di Hodgkin	.	1	1	.	2	.	1	.	1	2	4
9652 Linf.Hodgkin cellular.mist	.	.	.	1	1	.	1	.	.	1	2
9663 Linf.Hodgkin sclerosi nodu	3	2	.	.	5	2	2	1	.	5	10
9670 Linf.mal.diff.picc.linfoci	1	4	1	3	9	1	2	2	3	8	17
9673 Linfoma mantellare	.	1	.	.	1	.	1	.	.	1	2
9675 Linfoma maligno misto	.	1	.	5	6	1	4	4	1	10	16
9680 Linfoma grandi cell.diffus	.	2	3	3	8	1	3	4	3	11	19
9687 Linfoma di Burkitt	1	.	1	.	2	.	.	.	.	.	2
9690 Linfoma follicolare	.	7	3	3	13	.	5	1	1	7	20





# **APPENDICE**

## **Incidenza 2003-2005**

**N.B. Il numero dei casi si riferisce al triennio 2003-2005.**



INCIDENZA E MORTALITÀ PER CANCRO IN UMBRIA. 2003-2005

TABELLA 29. REGISTRO TUMORI UMBRO DI POPOLAZIONE, 2003-2005.

Numero dei nuovi casi registrati nella popolazione residente, per età e per sede. Maschi.

ICD10	0-	5-	10-	15-	20-	25-	30-	35-	40-	45-	50-	55-	60-	65-	70-	75-	80-	85-	TOTALE		
C00 Labbro	.	.	.	.	.	.	.	.	.	.	1	1	.	1	2	5	1	2	13		
C01 Base della lingua	.	.	.	.	.	.	.	1	.	.	3	.	4	.	2	5	2	.	17		
C02 Altre ns parti lingua	.	.	.	.	.	.	.	.	1	2	6	2	4	1	2	2	4	2	26		
C03 Gengiva	.	.	.	.	.	.	.	.	.	.	.	1	.	.	.	.	.	.	1		
C04 Pavimento orale	.	.	.	.	.	.	.	1	.	.	.	1	1	4	1	1	1	.	10		
C05 Palato	.	.	.	.	.	.	.	1	.	.	4	1	2	1	.	.	.	.	9		
C06 Altre ns parti bocca	.	.	.	.	.	.	.	.	1	1	1	3	1	2	3	2	.	1	15		
C07 Parotide	.	.	.	.	.	.	.	1	1	3	1	1	1	1	1	5	4	1	19		
C08 Altre n.s.ghiand.saliv	.	.	.	.	.	.	.	.	.	.	.	1	.	.	.	2	2	1	6		
C09 Tonsille	.	.	.	.	.	.	.	.	.	.	2	1	1	1	1	.	.	1	6		
C10 Orofaringe	.	.	.	.	.	.	.	.	.	.	1	.	3	1	.	1	1	1	8		
C11 Nasofaringe	.	.	1	.	.	.	.	3	2	2	.	2	2	2	1	.	.	15			
C12 Seno piriforme	.	.	.	.	.	.	.	.	.	1	1	.	2	2	5	1	2	.	12		
C13 Ipo-faringe	.	.	.	.	.	.	.	1	.	.	.	.	1	.	1	1	.	.	4		
C14 Al.n.s.sedi lab.cav.or	.	.	.	.	.	.	.	.	.	.	.	2	.	.	.	1	1	.	4		
C15 Esofago	.	.	.	.	.	.	.	.	4	5	6	7	3	12	6	6	8	.	57		
C16 Stomaco	.	.	.	.	.	.	1	3	8	8	33	34	51	97	123	141	118	67	684		
C17 Piccolo intestino	.	.	.	.	.	.	.	.	.	.	1	1	4	3	1	3	1	2	16		
C18 Colon	.	.	.	1	1	.	2	3	12	16	34	73	105	152	155	179	137	79	949		
C19 Giunz.retto-sigmoidea	.	.	.	.	.	.	.	1	.	5	4	8	15	30	27	29	15	6	140		
C20 Retto	.	.	.	.	1	1	2	1	4	3	18	31	43	33	76	69	38	23	343		
C21 Ano e canale anale	.	.	.	.	.	.	.	1	.	.	3	.	1	2	6	1	3	.	17		
C22 Fegato dotti intraepat	.	.	.	.	.	.	.	.	.	5	11	14	27	47	49	56	43	18	270		
C23 Colecisti	.	.	.	.	.	.	.	.	.	.	.	2	3	6	4	4	10	1	30		
C24 Al.n.s.parti vie bilia	.	.	.	.	.	.	.	1	1	4	2	2	8	10	12	9	10	59			
C25 Pancreas	.	.	.	.	1	2	1	2	1	15	15	18	32	25	33	44	33	11	230		
C26 Al.mal def.organi dige	.	.	.	.	.	.	.	.	.	.	.	3	1	.	1	1	2	8	8		
C30 Cavità nasali orecc.me	.	.	.	.	.	.	.	.	.	1	1	.	1	1	1	1	.	5	5		
C31 Seni accessori	.	.	.	.	.	.	1	.	.	.	3	1	2	.	.	.	3	.	10		
C32 Laringe	.	.	.	.	.	.	1	.	5	13	16	29	30	25	37	23	3	182			
C33 Trachea	.	.	.	.	.	.	.	.	.	1	.	2	3	2	2	2	.	.	12		
C34 Bronchi e polmoni	.	.	.	.	.	2	3	10	42	42	89	120	167	237	266	143	46	1167			
C37 Timo	.	1	.	.	.	.	1	.	1	.	.	.	.	1	.	1	.	.	5		
C38 Cuore mediastino pleur	.	.	.	.	.	.	.	1	.	.	.	1	.	1	.	.	.	.	3		
C40 Ossa cart.art.arti	.	.	4	.	.	1	.	1	.	2	.	.	3	1	2	1	.	1	16		
C41 Ossa cart.art.altre e	.	.	1	.	.	.	.	.	1	2	1	1	1	.	.	1	1	.	9		
C43 Melanoma della pelle	.	.	.	.	1	2	8	7	4	11	12	12	14	22	16	18	10	6	143		
C44 Pelle non melanomi	.	.	1	.	1	2	13	13	27	40	72	116	236	287	301	304	134	1560			
C45 Mesotelioma	.	.	.	.	.	.	.	.	1	3	2	5	4	3	6	.	.	.	24		
C46 Sarcoma di Kaposi	.	.	.	.	.	.	.	.	.	1	.	1	.	.	1	.	.	.	3		
C48 Retroperit.peritoneo	.	.	.	.	.	.	.	1	.	.	2	1	2	2	1	.	1	10	10		
C49 Tess.connettivo e moll	.	.	1	.	1	3	3	3	1	.	1	1	2	8	7	5	4	1	41		
C50 Mammella	.	.	.	.	.	.	.	.	1	.	1	2	1	3	6	3	3	20	20		
C60 Pene	.	.	.	.	.	.	.	2	1	.	1	7	2	7	2	4	3	29	29		
C61 Prostata	.	.	.	.	.	.	.	.	3	21	94	230	375	416	390	253	89	1871			
C62 Testicolo	1	.	.	3	8	10	12	8	7	3	2	2	.	2	2	.	1	61	61		
C63 Al.n.s.org.genit.masch	.	.	.	.	.	.	.	1	.	.	.	.	2	1	1	.	.	5	5		
C64 Rene eccet.pelvi renal	.	1	.	.	.	.	4	4	11	13	29	27	39	61	46	40	24	14	315		
C65 Pelvi renale	.	.	.	.	.	.	.	.	.	1	1	3	2	3	3	2	1	16	16		
C66 Uretere	.	.	.	.	.	.	.	1	1	3	9	4	8	7	1	1	2	36	36		
C67 Vescica	.	.	.	.	1	2	1	7	22	31	52	93	130	185	214	155	69	962	962		
C68 Al.n.s.organi urinari	1	.	.	.	.	.	.	1	.	1	.	.	4	4	6	2	5	24	24		
C69 Occhio e annessi	.	.	.	.	.	.	.	1	1	.	1	1	2	.	2	1	.	9	9		
C70 Meningi	.	.	.	.	.	.	.	.	1	.	.	.	1	.	1	.	.	3	3		
C71 Cervello	3	3	1	2	1	2	5	7	4	7	13	11	25	24	26	16	10	2	162		
C72 Midollo spin.nervi cra	.	1	.	.	.	.	.	.	2	.	.	1	2	2	.	.	.	.	8	8	
C73 Ghiandola tiroide	.	.	.	1	1	4	1	5	7	4	3	11	9	6	8	4	3	.	67	67	
C74 Ghiandole surrenali	1	1	.	.	.	.	.	1	1	1	.	.	1	.	1	1	1	.	9	9	
C75 Al.ghiand.endocr.strut	.	.	.	.	.	.	.	1	.	.	.	1	.	.	.	.	.	.	3	3	
C76 Altre e mal.def.sedi	.	.	.	.	.	.	.	.	1	1	.	.	.	.	.	.	.	2	4	4	
C80 T.m.senza spec.di sede	.	.	.	.	.	.	2	.	1	1	3	1	3	9	7	9	17	9	62	62	
C81 Malattia di Hodgkin	.	.	1	2	5	5	1	2	1	4	1	4	3	4	2	2	2	2	41	41	
C82 Linfoma follicol.nonHod	.	.	.	.	.	.	1	.	.	2	3	4	7	1	2	6	1	.	27	27	
C83 Linfoma diffuso nonHod	.	3	.	1	.	1	1	5	6	6	7	9	5	13	13	17	12	6	105	105	
C84 Linfoma perif.cutane	.	.	.	.	.	.	.	.	3	.	2	5	.	2	.	2	1	15	15	15	
C85 Al. n.s.linfomi nonHod	.	.	.	2	2	1	2	3	6	3	8	6	18	16	26	25	17	7	142	142	
C88 Mal.immunoprolifer.mal	.	.	.	.	.	.	.	.	.	.	.	1	.	.	1	.	.	.	2	2	
C90 Mieloma multipl.t.m.pl	.	.	.	.	.	.	.	1	3	6	6	11	13	17	20	15	10	102	102	102	
C91 Leucemia linfoide	4	3	2	1	.	.	.	3	1	.	6	9	6	16	14	18	14	2	99	99	
C92 Leucemia mieloide	.	.	1	.	1	1	3	3	5	2	4	7	8	20	27	26	16	6	130	130	
C95 Leucemie cell.non spec	.	.	.	.	.	.	1	1	.	2	2	2	.	3	7	5	4	3	30	30	
C96 Al. n.s. t.m.tess.linf	.	.	.	.	.	.	1	.	.	.	.	.	.	.	.	.	.	.	1	1	1
TUTTE LE SEDI	10	13	13	13	23	34	71	86	128	240	410	659	1101	1610	1925	2037	1481	665	10519	10519	

INCIDENZA E MORTALITÀ PER CANCRO IN UMBRIA. 2003-2005

TABELLA 30. REGISTRO TUMORI UMBRO DI POPOLAZIONE, 2003-2005.

Numero dei nuovi casi registrati nella popolazione residente, per età e per sede. Femmine.

ICD10	0-	5-	10-	15-	20-	25-	30-	35-	40-	45-	50-	55-	60-	65-	70-	75-	80-	85-	TOTALE
C00 Labbro	.	.	.	.	.	.	.	.	.	.	.	.	.	.	1	1	.	2	4
C02 Altre ns parti lingua	.	.	.	.	.	.	.	.	1	.	.	1	2	1	2	5	3	.	15
C03 Gengiva	.	.	.	.	.	.	1	.	.	.	.	.	.	.	1	.	.	1	3
C05 Palato	.	.	.	.	.	.	.	.	1	.	.	2	.	1	.	.	1	1	6
C06 Altre ns parti bocca	.	.	.	.	.	.	.	.	1	.	1	1	.	.	1	1	.	.	5
C07 Parotide	.	.	.	.	.	.	.	.	1	2	1	.	.	1	5	3	2	1	16
C08 Altre n.s.ghiand.saliv	.	.	.	.	.	.	.	.	.	.	1	.	1	.	.	.	3	1	6
C09 Tonsille	.	.	.	.	.	.	.	.	.	.	.	1	.	.	1	1	.	.	3
C11 Nasofaringe	.	.	.	.	.	.	.	1	.	.	.	.	.	.	.	.	.	.	1
C12 Seno piriforme	.	.	.	.	.	.	.	.	.	.	1	.	.	.	.	.	.	.	1
C13 Ipofaringe	.	.	.	.	.	.	.	.	.	.	.	.	1	.	.	.	.	.	1
C14 Al.n.s.sedi lab.cav.or	.	.	.	.	.	.	.	.	.	.	.	.	.	1	.	1	.	.	2
C15 Esofago	.	.	.	.	.	1	.	.	.	2	.	.	1	3	1	1	4	5	18
C16 Stomaco	.	.	.	.	.	.	.	4	8	6	9	19	30	53	71	74	96	90	460
C17 Piccolo intestino	.	.	.	.	.	.	.	.	.	2	1	.	.	2	.	4	3	2	16
C18 Colon	.	.	1	.	.	.	.	4	14	16	37	45	84	81	114	138	141	107	782
C19 Giunz.rettosigmoidea	.	.	.	.	.	.	1	3	2	2	4	10	11	25	28	21	15	9	131
C20 Retto	.	.	.	.	.	.	.	.	1	11	14	19	14	25	43	47	31	17	222
C21 Ano e canale anale	.	.	.	.	.	.	.	1	.	.	2	3	3	3	3	3	5	1	24
C22 Fegato dotti intraepat	.	.	.	.	.	.	1	1	.	4	3	10	19	25	38	26	19	146	
C23 Colecisti	.	.	.	.	.	.	.	.	.	2	7	3	8	13	18	8	6	65	
C24 Al.n.s.parti vie bilia	.	.	.	.	.	.	.	1	.	2	1	4	2	11	12	10	15	58	
C25 Pancreas	.	.	.	.	.	.	1	1	1	3	10	24	21	33	29	41	36	200	
C26 Al.mal def.organi dige	.	.	.	.	.	1	.	.	.	.	.	.	1	1	.	2	8	13	
C30 Cavità nasali orecc.me	.	.	.	.	.	.	.	.	.	.	.	.	1	2	1	1	1	7	
C31 Seni accessori	.	.	.	.	.	.	.	.	.	.	.	.	.	2	.	.	2	4	
C32 Laringe	.	.	.	.	.	.	.	1	1	3	2	3	.	.	1	1	.	12	
C33 Trachea	.	.	.	.	.	.	1	.	1	.	.	1	.	1	.	.	.	4	
C34 Bronchi e polmoni	.	.	.	.	.	.	1	3	19	13	28	33	39	60	56	49	26	327	
C37 Timo	.	.	.	.	.	.	.	.	.	1	.	3	.	2	.	.	.	6	
C38 Cuore mediastino pleur	.	.	.	.	.	.	1	.	.	1	.	.	.	1	.	.	.	3	
C39 Al.mal def.org.resp.in	.	.	.	.	.	.	.	.	.	.	.	.	.	.	.	.	.	1	1
C40 Ossa cart.art.arti	.	.	2	.	.	.	.	1	.	.	2	.	.	.	.	.	1	6	
C41 Ossa cart.art.altre e	.	.	1	.	.	.	.	.	.	1	.	.	.	1	.	1	.	4	
C43 Melanoma della pelle	.	.	1	1	2	3	13	11	12	9	10	10	14	12	10	13	8	12	141
C44 Pelle non melanomi	.	.	.	2	4	4	8	7	22	36	28	50	76	113	150	216	248	228	1192
C45 Mesotelioma	.	.	.	.	.	.	.	.	.	2	.	1	2	1	1	3	1	2	13
C47 Nervi periferici s.n.a	.	.	.	.	.	.	.	.	.	.	.	.	.	.	.	.	.	1	1
C48 Retroperit.peritoneo	.	.	.	.	.	.	.	.	.	.	2	.	2	1	.	1	1	7	
C49 Tess.connettivo e moll	1	.	1	.	1	.	1	3	2	.	2	4	.	3	5	6	3	2	34
C50 Mammella	.	.	.	1	.	9	20	55	125	181	206	185	237	230	187	213	174	84	1907
C51 Vulva	.	.	.	.	.	.	.	1	.	1	1	2	5	2	10	12	13	7	54
C52 Vagina	.	.	.	.	.	.	.	.	.	.	2	1	3	2	1	10	.	19	
C53 Collo dell'utero	.	.	.	.	.	4	5	10	16	9	6	4	10	10	14	9	11	2	110
C54 Corpo dell'utero	.	.	.	.	.	2	3	5	20	28	54	47	59	53	45	33	24	373	
C55 Utero n.s.	.	.	.	.	.	.	1	.	.	.	1	1	.	.	1	1	1	6	
C56 Ovaio	.	1	.	1	2	5	5	3	6	12	26	26	28	32	36	30	30	17	260
C57 Al.n.s.org.genit.femmi	1	.	.	.	.	.	.	.	.	.	1	1	2	1	1	2	.	9	
C64 Rene eccet.pelvi renal	1	.	.	.	1	2	2	1	7	5	19	14	17	20	25	27	9	150	
C65 Pelvi renale	.	.	.	.	.	.	.	.	.	1	.	1	.	3	2	2	1	10	
C66 Uretere	.	.	.	.	.	.	.	.	1	1	.	.	2	1	1	1	1	8	
C67 Vescica	.	.	.	.	1	2	1	1	10	14	21	31	44	37	36	25	223		
C68 Al.n.s.organi urinari	.	.	.	.	.	.	1	.	.	1	.	3	.	.	2	2	9		
C69 Occhio e annessi	.	.	.	.	.	1	1	2	1	.	1	.	1	.	1	2	.	9	
C70 Meningi	.	.	.	.	.	.	.	.	.	.	1	1	.	1	.	.	1	4	
C71 Cervello	2	.	1	1	.	5	5	1	3	2	4	9	9	12	17	22	15	8	116
C72 Midollo spin.nervi cra	.	.	.	.	.	.	.	.	.	.	1	1	1	1	.	.	.	5	
C73 Ghiandola tiroide	.	.	1	.	3	10	15	14	23	21	18	21	19	22	14	7	4	4	196
C74 Ghiandole surrenali	2	.	.	.	.	.	.	.	.	.	1	.	.	.	.	2	1	1	7
C75 Al.ghiand.endocr.strut	.	.	.	.	.	.	1	.	.	.	.	.	3	1	.	1	.	6	
C76 Altre e mal.def.sedi	.	.	.	.	.	.	.	.	1	.	.	.	.	1	.	.	.	2	
C80 T.m.senza spec.di sede	.	.	.	.	.	.	.	1	.	2	1	4	5	6	7	7	8	21	62
C81 Malattia di Hodgkin	.	.	.	5	4	3	5	6	4	3	1	2	1	2	2	.	1	.	39
C82 Linfoma follicol.nonHo	.	.	.	.	.	.	.	1	1	2	1	3	2	2	3	1	2	3	21
C83 Linfoma diffuso nonHod	.	.	1	.	.	3	3	3	3	5	8	9	10	12	13	17	15	9	111
C84 Linfoma perif.cutane	.	.	.	.	.	.	.	.	.	1	.	2	1	1	4	3	1	13	
C85 Al. n.s.linfomi nonHod	.	.	.	.	1	1	3	3	.	4	9	10	19	21	16	14	9	110	
C90 Mieloma multipl.t.m.pl	.	.	.	.	1	.	.	.	3	2	4	13	10	17	8	18	12	12	100
C91 Leucemia linfoide	6	7	1	.	.	.	.	1	1	4	2	7	6	10	5	10	8	4	72
C92 Leucemia mieloide	1	.	.	.	.	.	2	3	1	5	3	5	6	7	16	15	16	8	88
C95 Leucemie cell.non spec	.	.	.	.	.	1	.	1	2	1	2	4	4	1	4	5	8	5	38
TUTTE LE SEDI	14	8	10	11	17	51	92	152	272	392	477	617	778	923	1075	1196	1156	856	8097

INCIDENZA E MORTALITÀ PER CANCRO IN UMBRIA. 2003-2005

TABELLA 31. REGISTRO TUMORI UMBRO DI POPOLAZIONE, 2003-2005.

Tassi annui di incidenza per 100.000 residenti, per eta' e per sede. Maschi.

ICD10	0-14	15-	20-	25-	30-	35-	40-	45-	50-	55-	60-	65-	70-	75-	80-	85-	TOTALE
C00 Labbro	.	.	.	.	.	.	.	.	1.2	1.2	.	1.3	3.0	9.2	2.5	9.6	1.0
C01 Base della lingua	.	.	.	.	.	1.0	.	.	3.7	.	5.4	.	3.0	9.2	5.1	.	1.4
C02 Altre ns parti lingua	.	.	.	.	.	1.0	2.3	7.4	2.4	5.4	1.3	3.0	3.7	10.3	9.6	.	2.1
C03 Gengiva	.	.	.	.	.	.	.	.	.	1.2	.	.	.	.	.	.	.1
C04 Pavimento orale	.	.	.	.	.	1.0	.	.	.	1.2	1.3	5.4	1.5	1.8	2.5	.	.8
C05 Palato	.	.	.	.	.	1.0	.	.	4.9	1.2	2.7	1.3	.	.	.	.	.7
C06 Altre ns parti bocca	.	.	.	.	.	1.0	1.2	1.2	3.6	1.3	2.7	4.5	3.7	.	.	4.8	1.2
C07 Parotide	.	.	.	.	.	1.0	1.2	3.7	1.2	1.3	1.3	1.5	9.2	10.3	4.8	1.5	
C08 Altre n.s.ghiand.saliv	.	.	.	.	.	.	.	.	.	1.2	.	.	.	3.7	5.1	4.8	.5
C09 Tonsille	.	.	.	.	.	.	.	.	.	2.4	1.3	1.3	1.5	.	.	4.8	.5
C10 Orofaringe	.	.	.	.	.	.	.	.	1.2	.	4.0	1.3	.	1.8	2.5	4.8	.6
C11 Nasofaringe	.6	.	.	.	.	.	3.1	2.3	2.5	.	2.7	2.7	3.0	1.8	.	.	1.2
C12 Seno piriforme	.	.	.	.	.	.	.	.	1.2	1.2	.	2.7	7.6	1.8	5.1	.	1.0
C13 Ipofaringe	.	.	.	.	.	1.0	.	.	.	.	1.3	.	1.5	1.8	.	.	.3
C14 Al.n.s.sedi lab.cav.or	.	.	.	.	.	.	.	.	.	.	2.7	.	.	1.8	2.5	.	.3
C15 Esofago	.	.	.	.	.	.	.	4.7	6.2	7.2	9.4	4.1	18.3	11.1	15.5	38.4	4.6
C16 Stomaco	.	.	.	.	1.0	3.0	8.2	9.3	40.7	40.8	69.1	132.5	187.7	261.5	305.5	322.0	54.9
C17 Piccolo intestino	.	.	.	.	.	.	.	.	1.2	1.2	5.4	4.1	1.5	5.5	2.5	9.6	1.3
C18 Colon	.	1.7	1.5	.	2.1	3.0	12.4	18.6	42.0	87.7	142.2	207.7	236.5	331.9	354.7	379.7	76.2
C19 Giunz.retto sigmoidea	.	.	.	.	.	1.0	.	5.8	4.9	9.6	20.3	41.0	41.2	53.7	38.8	28.8	11.2
C20 Retto	.	.	1.5	1.2	2.1	1.0	4.1	3.5	22.2	37.2	58.2	45.1	115.9	127.9	98.3	110.5	27.5
C21 Ano e canale anale	.	.	.	.	1.0	.	.	.	3.7	.	1.3	2.7	9.1	1.8	7.7	.	1.4
C22 Fegato dotti intraepat	.	.	.	.	.	.	.	5.8	13.6	16.8	36.5	64.2	74.7	103.8	111.3	86.5	21.7
C23 Colecisti	.	.	.	.	.	.	.	.	.	2.4	4.0	8.2	6.1	7.4	25.8	4.8	2.4
C24 Al.n.s.parti vie bilia	.	.	.	.	.	1.0	1.2	4.9	2.4	2.7	10.9	15.2	22.2	23.3	48.0	4.7	
C25 Pancreas	.	.	.	.	1.0	2.0	1.0	17.4	18.5	21.6	43.3	34.1	50.3	81.6	85.4	52.8	18.5
C26 Al.mal def.organi dige	.	.	.	.	.	.	.	.	.	.	4.0	1.3	.	1.8	2.5	9.6	.6
C30 Cavità nasali orecc.me	.	.	.	.	.	.	.	.	1.2	1.2	.	1.3	1.5	1.8	.	.	.4
C31 Seni accessori	.	.	.	1.0	.	.	.	3.7	1.2	2.7	.	.	.	7.7	.	.	.8
C32 Laringe	.	.	.	1.0	.	.	5.8	16.0	19.2	39.2	41.0	38.1	68.6	59.5	14.4	14.6	
C33 Trachea	.	.	.	.	.	.	.	1.2	.	2.7	4.1	3.0	3.7	5.1	.	1.0	
C34 Bronchi e polmoni	.	.	.	2.1	3.0	10.3	48.8	51.8	106.9	162.5	228.2	361.7	493.3	370.2	221.1	93.7	
C37 Timo	.6	.	.	.	1.0	1.2	.	.	.	.	1.3	.	1.8	.	.	.	.4
C38 Cuore mediastino pleur	.	.	.	.	1.0	.	1.0	.	.	1.2	.	1.3	.	.	.	.	.2
C40 Ossa cart.art.arti	2.4	.	.	1.2	.	1.0	.	2.3	.	.	4.0	1.3	3.0	1.8	.	4.8	1.3
C41 Ossa cart.art.altre e	.6	.	.	.	.	1.0	2.3	1.2	1.2	1.3	.	.	1.8	2.5	.	.	.7
C43 Melanoma della pelle	.	.	1.5	2.4	8.2	6.9	4.1	12.8	14.8	14.4	18.9	30.0	24.4	33.3	25.8	28.8	11.5
C44 Pelle non melanomi	.6	.	1.5	2.4	13.4	12.8	13.4	31.4	49.4	86.4	157.1	322.5	438.0	558.2	787.1	644.0	125.3
C45 Mesotelioma	.	.	.	.	.	.	.	1.2	3.7	2.4	6.7	5.4	4.5	11.1	.	.	1.9
C46 Sarcoma di Kaposi	.	.	.	.	.	.	.	1.2	.	.	1.3	.	.	1.8	.	.	.2
C48 Retroperit.peritoneo	.	.	.	.	1.0	.	.	.	2.4	1.3	2.7	3.0	1.8	.	4.8	.	.8
C49 Tess.connettivo e moll	.6	.	1.5	3.6	3.1	3.0	1.0	.	1.2	1.2	2.7	10.9	10.6	9.2	10.3	4.8	3.3
C50 Mammella	.	.	.	.	.	.	.	1.2	.	1.2	2.7	1.3	4.5	11.1	7.7	14.4	1.6
C60 Pene	.	.	.	.	.	2.1	1.2	.	1.2	9.4	2.7	10.6	3.7	10.3	14.4	2.3	
C61 Prostata	.	.	.	.	.	.	3.5	25.9	112.9	311.6	512.5	634.9	723.3	655.1	427.7	150.2	
C62 Testicolo	.6	5.1	11.8	12.0	12.3	7.9	7.2	3.5	2.5	2.4	.	3.0	3.7	.	4.8	4.9	
C63 Al.n.s.org.genit.masch	.	.	.	.	.	1.0	.	.	.	.	2.7	1.5	1.8	.	.	.	.4
C64 Rene eccet.pelvi renal	.6	.	.	.	4.1	4.0	11.3	15.1	35.8	33.6	52.8	83.3	70.2	74.1	62.1	67.2	25.2
C65 Pelvi renale	.	.	.	.	.	.	.	1.2	2.4	2.4	5.4	2.7	4.5	5.5	5.1	4.8	1.4
C66 Uretere	.	.	.	.	.	.	1.2	1.2	3.6	12.1	5.4	12.2	12.9	2.5	9.6	2.9	
C67 Vescica	.	.	.	1.2	2.1	1.0	7.2	25.6	38.2	62.4	126.0	177.6	282.3	396.8	401.3	331.6	77.2
C68 Al.n.s.organi urinari	.6	.	.	.	1.0	.	1.2	.	.	.	5.4	6.1	11.1	5.1	24.0	1.9	
C69 Occhio e annessi	.	.	.	.	1.0	1.2	.	1.2	1.2	1.3	2.7	.	3.7	2.5	.	.	.7
C70 Meningi	.	.	.	.	.	1.2	.	.	.	.	1.3	.	1.8	.	.	.	.2
C71 Cervello	4.2	3.4	1.5	2.4	5.1	6.9	4.1	8.1	16.0	13.2	33.8	32.8	39.6	29.6	25.8	9.6	13.0
C72 Midollo spin.nervi cra	.6	.	.	.	.	2.1	.	.	.	1.2	2.7	2.7	.	.	.	.	.6
C73 Ghiandola tiroide	.	1.7	1.5	4.8	1.0	4.9	7.2	4.7	3.7	13.2	12.1	8.2	12.2	7.4	7.7	.	5.4
C74 Ghiandole surrenali	1.2	.	.	.	1.0	1.0	1.2	.	.	.	1.3	.	1.5	1.8	2.5	.	.7
C75 Al.ghiand.endocr.strut	.	.	.	.	1.0	.	.	.	.	1.2	1.3	.	.	.	.	.	.2
C76 Altre e mal.def.sedi	.	.	.	.	.	.	1.2	1.2	.	.	.	.	.	.	.	9.6	.3
C80 T.m.senza spec.di sede	.	.	.	.	2.1	1.0	1.2	3.7	1.2	4.0	12.3	10.6	16.6	44.0	43.2	5.0	
C81 Malattia di Hodgkin	.6	3.4	7.4	6.0	1.0	2.0	1.0	4.7	1.2	4.8	4.0	5.4	3.0	3.7	5.1	9.6	3.3
C82 Linfoma follicol.nonHo	.	.	.	.	1.0	.	.	2.3	3.7	4.8	9.4	1.3	3.0	11.1	2.5	.	2.2
C83 Linfoma diffuso nonHod	1.8	1.7	.	1.2	1.0	4.9	6.2	7.0	8.6	10.8	6.7	17.7	19.8	31.5	31.0	28.8	8.4
C84 Linfoma perif.cutane	.	.	.	.	.	.	3.5	.	2.4	6.7	.	3.0	.	5.1	4.8	1.2	
C85 Al. n.s.linfomi nonHod	.	3.4	3.0	1.2	2.1	3.0	6.2	3.5	9.9	7.2	24.3	21.8	39.6	46.3	44.0	33.6	11.4
C88 Mal.immunoprolifer.mal	.	.	.	.	.	.	.	.	.	1.3	.	.	1.8	.	.	.	.2
C90 Mieloma multipl.t.m.pl	.	.	.	.	.	1.0	3.5	7.4	7.2	14.9	17.7	25.9	37.0	38.8	48.0	8.2	
C91 Leucemia linfoide	5.4	1.7	.	.	.	3.0	1.0	.	7.4	10.8	8.1	21.8	21.3	33.3	36.2	9.6	7.9
C92 Leucemia mieloide	.6	.	1.5	1.2	3.1	3.0	5.1	2.3	4.9	8.4	10.8	27.3	41.2	48.2	41.4	28.8	10.4
C95 Leucemie cell.non spec	.	.	.	.	1.0	1.0	.	2.3	2.5	2.4	.	4.1	10.6	9.2	10.3	14.4	2.4
C96 Al. n.s. t.m.tess.linf	.	.	.	.	1.0	.	.	.	.	.	.	.	.	.	.	.	.1
TUTTE LE SEDI	21.9	22.3	34.0	40.8	73.0	85.0	131.8	279.1	505.9	791.7	1491.7	2200.3	2938.0	3777.8	3834.9	3196.3	844.6

INCIDENZA E MORTALITÀ PER CANCRO IN UMBRIA, 2003-2005

TABELLA 32. REGISTRO TUMORI UMBRO DI POPOLAZIONE, 2003-2005.

Tassi annui di incidenza per 100.000 residenti, per eta' e per sede. Femmine.

ICD10	0-14	15-	20-	25-	30-	35-	40-	45-	50-	55-	60-	65-	70-	75-	80-	85-	TOTALE
C00 Labbro	.	.	.	.	.	.	.	.	.	.	.	.	1.2	1.3	.	4.4	.3
C02 Altre ns parti lingua	.	.	.	.	.	.	1.0	.	.	1.1	2.5	1.2	2.5	6.6	4.6	.	1.1
C03 Gengiva	.	.	.	.	1.0	.	.	.	.	.	.	.	1.2	.	.	2.2	.2
C05 Palato	.	.	.	.	.	.	1.0	.	.	2.2	.	1.2	.	.	1.5	2.2	.5
C06 Altre ns parti bocca	.	.	.	.	.	.	1.0	.	1.1	1.1	.	.	1.2	1.3	.	.	.4
C07 Parotide	.	.	.	.	.	.	1.0	2.3	1.1	.	.	1.2	6.2	4.0	3.1	2.2	1.2
C08 Altre n.s.ghiland.saliv	.	.	.	.	.	.	.	.	1.1	.	1.2	.	.	.	4.6	2.2	.5
C09 Tonsille	.	.	.	.	.	.	.	.	.	1.1	.	.	1.2	1.3	.	.	.2
C11 Nasofaringe	.	.	.	.	.	1.0	.	.	.	.	.	.	.	.	.	.	.1
C12 Seno piriforme	.	.	.	.	.	.	.	.	1.1	.	.	.	.	.	.	.	.1
C13 Ipofaringe	.	.	.	.	.	.	.	.	.	.	1.2	.	.	.	.	.	.1
C14 Al.n.s.sedi lab.cav.or	.	.	.	.	.	.	.	.	.	.	.	.	1.2	.	1.5	.	.2
C15 Esofago	.	.	.	1.2	.	.	.	2.3	.	.	1.2	3.6	1.2	1.3	6.2	11.0	1.4
C16 Stomaco	.	.	.	.	.	4.0	8.2	6.9	10.7	21.8	37.7	63.6	88.8	99.0	150.0	198.2	34.6
C17 Piccolo intestino	.	.	.	.	.	.	.	2.3	1.1	.	2.5	.	2.5	5.3	4.6	4.4	1.2
C18 Colon	.6	.	.	.	.	4.0	14.3	18.4	44.2	51.6	105.7	97.2	142.6	184.6	220.3	235.6	58.7
C19 Giunz.rettosigmoidea	.	.	.	.	1.0	3.0	2.0	2.3	4.7	11.4	13.8	30.0	35.0	28.1	23.4	19.8	9.8
C20 Retto	.	.	.	.	.	1.0	12.6	16.7	21.8	17.6	30.0	53.8	62.8	48.4	37.4	16.7	16.7
C21 Ano e canale anale	.	.	.	.	.	1.0	.	.	2.3	3.4	3.7	3.6	3.7	4.0	7.8	2.2	1.8
C22 Fegato dotti intraepat	.	.	.	.	.	1.0	1.0	.	4.7	3.4	12.5	22.8	31.2	50.8	40.6	41.8	11.0
C23 Colecisti	.	.	.	.	.	.	.	.	2.3	8.0	3.7	9.6	16.2	24.0	12.5	13.2	4.9
C24 Al.n.s.parti vie bilia	.	.	.	.	.	.	1.0	.	2.3	1.1	5.0	2.4	13.7	16.0	15.6	33.0	4.4
C25 Pancreas	.	.	.	.	.	1.0	1.0	1.1	3.5	11.4	30.2	25.2	41.2	38.8	64.0	79.2	15.0
C26 Al.mal def.organi dige	.	.	1.2	.	.	.	.	.	.	.	.	1.2	1.2	.	3.1	17.6	1.0
C30 Cavità nasali orecc.me	.	.	.	.	.	.	.	.	.	.	1.2	2.4	1.2	1.3	1.5	2.2	.5
C31 Seni accessori	.	.	.	.	.	.	.	.	.	.	.	.	2.5	.	.	4.4	.3
C32 Laringe	.	.	.	.	.	1.0	1.1	3.5	2.2	3.7	.	.	1.3	1.5	.	.	.9
C33 Trachea	.	.	.	.	1.0	.	1.1	.	.	1.2	.	.	1.2	.	.	.	.3
C34 Bronchi e polmoni	.	.	.	.	1.0	3.0	21.8	15.5	32.1	41.5	46.8	75.0	74.9	76.5	57.2	24.6	24.6
C37 Timo	.	.	.	.	.	.	.	.	1.1	.	3.7	.	2.5	.	.	.	.5
C38 Cuore mediastino pleur	.	.	.	.	1.0	.	.	.	1.1	.	.	.	1.2	.	.	.	.2
C39 Al.mal def.org.resp.in	.	.	.	.	.	.	.	.	.	.	.	.	.	.	.	2.2	.1
C40 Ossa cart.art.arti	1.2	.	.	.	.	1.0	.	.	.	2.2	.	.	.	.	1.5	.	.5
C41 Ossa cart.art.altre e	.6	.	.	.	.	.	1.1	.	.	.	.	1.2	.	1.3	.	.	.3
C43 Melanoma della pelle	.6	1.8	3.2	3.7	13.5	11.0	12.3	10.3	11.9	11.4	17.6	14.4	12.5	17.3	12.5	26.4	10.6
C44 Pelle non melanomi	.	3.6	6.3	4.9	8.3	7.0	22.5	41.4	33.4	57.3	95.6	135.7	187.6	289.0	387.5	502.1	89.5
C45 Mesotelioma	.	.	.	.	.	.	2.3	.	.	1.1	2.5	1.2	1.2	4.0	1.5	4.4	1.0
C47 Nervi periferici s.n.a	.	.	.	.	.	.	.	.	.	.	.	.	.	.	.	2.2	.1
C48 Retroperit.peritoneo	.	.	.	.	.	.	.	.	.	2.2	.	2.4	1.2	.	1.5	2.2	.5
C49 Tess.connettivo e moll	1.2	.	1.6	.	1.0	3.0	2.0	.	2.3	4.5	.	3.6	6.2	8.0	4.6	4.4	2.6
C50 Mammella	.	1.8	.	11.1	20.8	55.1	128.2	208.5	246.2	212.3	298.3	276.2	233.9	285.0	271.9	184.9	143.2
C51 Vulva	.	.	.	.	1.0	.	1.1	1.1	.	2.2	6.2	2.4	12.5	16.0	20.3	15.4	4.1
C52 Vagina	.	.	.	.	.	.	.	.	2.2	1.2	3.6	2.5	1.3	15.6	.	.	1.4
C53 Collo dell'utero	.	.	.	4.9	5.2	10.0	16.4	10.3	7.1	4.5	12.5	12.0	17.5	12.0	17.1	4.4	8.3
C54 Corpo dell'utero	.	.	.	2.0	3.0	5.1	23.0	33.4	61.9	59.1	70.8	66.3	60.2	51.5	52.8	28.0	28.0
C55 Utero n.s.	.	.	.	.	1.0	.	.	.	.	1.1	1.2	.	.	1.3	1.5	2.2	.5
C56 Ovaio	.6	1.8	3.2	6.1	5.2	3.0	6.1	13.8	31.0	29.8	35.2	38.4	45.0	40.1	46.8	37.4	19.5
C57 Al.n.s.org.genit.femmi	.6	.	.	.	.	.	.	.	.	1.1	1.2	2.4	1.2	1.3	3.1	.	.7
C64 Rene eccet.pelvi renal	.6	.	.	1.2	2.0	2.0	1.0	8.0	5.9	21.8	17.6	20.4	25.0	33.4	42.1	19.8	11.3
C65 Pelvi renale	.	.	.	.	.	.	.	1.1	1.1	.	1.2	.	3.7	2.6	3.1	2.2	.8
C66 Uretere	.	.	.	.	.	.	1.1	1.1	.	.	2.4	1.2	1.3	1.5	2.2	2.2	.6
C67 Vescica	.	.	.	1.0	2.0	1.0	1.1	11.9	16.0	26.4	37.2	55.0	49.5	56.2	55.0	16.7	16.7
C68 Al.n.s.organi urinari	.	.	.	.	1.0	.	.	1.1	.	.	3.6	.	.	3.1	4.4	.	.7
C69 Occhio e annessi	.	.	.	.	1.0	1.0	2.3	1.1	.	.	1.2	.	1.3	3.1	.	.	.7
C70 Meningi	.	.	.	.	.	.	.	.	1.1	1.2	.	1.2	.	.	2.2	.	.3
C71 Cervello	1.9	1.8	.	6.1	5.2	1.0	3.0	2.3	4.7	10.3	11.3	14.4	21.2	29.4	23.4	17.6	8.7
C72 Midollo spin.nervi cra	.	.	.	.	.	.	.	.	1.1	1.1	1.2	1.2	1.2	.	.	.	.4
C73 Ghiandola tiroide	.6	.	4.8	12.3	15.6	14.0	23.6	24.2	21.5	24.1	23.9	26.4	17.5	9.3	6.2	8.8	14.7
C74 Ghiandole surrenali	1.2	.	.	.	.	.	.	.	1.1	.	.	.	2.6	1.5	2.2	.	.5
C75 Al.ghiland.endocr.strut	.	.	.	1.0	.	.	.	.	.	.	3.7	1.2	.	1.3	.	.	.5
C76 Altre e mal.def.sedi	.	.	.	.	.	1.0	.	.	.	.	.	1.2	.	.	.	.	.2
C80 T.m.senza spec.di sede	.	.	.	.	1.0	.	2.3	1.1	4.5	6.2	7.2	8.7	9.3	12.5	46.2	.	4.7
C81 Malattia di Hodgkin	.	9.1	6.3	3.7	5.2	6.0	4.1	3.4	1.1	2.2	1.2	2.4	2.5	.	1.5	.	2.9
C82 Linfoma follicol.nonHo	.	.	.	.	1.0	1.0	2.3	1.1	3.4	2.5	2.4	3.7	1.3	3.1	6.6	1.6	1.6
C83 Linfoma diffuso nonHod	.6	.	.	3.7	3.1	3.0	3.0	5.7	9.5	10.3	12.5	14.4	16.2	22.7	23.4	19.8	8.3
C84 Linfoma perif.cutane	.	.	.	.	.	.	.	.	1.1	.	2.5	1.2	1.2	5.3	4.6	2.2	1.0
C85 Al. n.s.linfomi nonHod	.	.	.	1.2	1.0	3.0	3.0	.	4.7	10.3	12.5	22.8	26.2	21.4	21.8	19.8	8.3
C90 Mieloma multipl.t.m.pl	.	.	1.6	.	.	3.0	2.3	4.7	14.9	12.5	20.4	10.0	24.0	18.7	26.4	.	7.5
C91 Leucemia linfoide	9.0	.	.	.	.	1.0	1.0	4.6	2.3	8.0	7.5	12.0	6.2	13.3	12.5	8.8	5.4
C92 Leucemia mieloide	.6	.	.	.	2.0	3.0	1.0	5.7	3.5	5.7	7.5	8.4	20.0	20.0	25.0	17.6	6.6
C95 Leucemia cell.non spec	.	.	.	1.2	.	1.0	2.0	1.1	2.3	4.5	5.0	1.2	5.0	6.6	12.5	11.0	2.9
TUTTE LE SEDI	20.6	20.0	27.0	62.9	96.1	152.3	279.1	451.7	570.2	708.0	979.3	1108.5	1345.1	1600.3	1806.6	1885.1	608.2

INCIDENZA E MORTALITÀ PER CANCRO IN UMBRIA. 2003-2005

TABELLA 33. REGISTRO TUMORI UMBRO DI POPOLAZIONE, 2003-2005.

Tassi standardizzati (pop. 1991) di incidenza per 100.000 residenti, per sede.

ICD10	MASCHI						FEMMINE							
	popolazione	TUTTE LE ETA'			0-74			popolazione	TUTTE LE ETA'			0-74		
		---tassi standardizzati---	Italiana	Mond.	Umbra	Italiana	Mond.		---tassi standardizzati---	Italiana	Mond.	Umbra	Italiana	Mond.
C00 Labbro	.9 ( .4)	.8	.4	.4	.3	.2	.2 ( .1)	.1	.1	.1	.1	.	.	
C01 Base della lingua	1.3 ( .5)	1.1	.6	.9	.8	.5	.	.	.	.	.	.	.	
C02 Altre ns parti lingua	2.0 ( .7)	1.8	1.1	1.6	1.4	1.0	.9 ( .4)	.7	.4	.5	.5	.3	.3	
C03 Gengiva	.1 ( .1)	.1	.	.1	.1	.	.2 ( .2)	.1	.1	.1	.1	.1	.1	
C04 Pavimento orale	.8 ( .4)	.7	.4	.7	.6	.4	.	.	.	.	.	.	.	
C05 Palato	.7 ( .4)	.7	.5	.8	.7	.5	.4 ( .3)	.3	.2	.3	.3	.2	.2	
C06 Altre ns parti bocca	1.1 ( .5)	1.0	.6	1.0	.9	.6	.3 ( .3)	.3	.2	.3	.3	.2	.2	
C07 Parotide	1.4 ( .6)	1.2	.7	.8	.7	.5	.9 ( .4)	.8	.5	.7	.6	.4	.4	
C08 Altre n.s.ghiland.saliv	.4 ( .3)	.4	.1	.1	.1	.	.3 ( .2)	.3	.1	.2	.2	.1	.1	
C09 Tonsille	.5 ( .3)	.4	.2	.4	.4	.2	.2 ( .2)	.2	.1	.1	.1	.1	.1	
C10 Orofaringe	.6 ( .4)	.6	.3	.5	.4	.3	.	.	.	.	.	.	.	
C11 Nasofaringe	1.2 ( .5)	1.1	.9	1.2	1.1	.9	.1 ( .1)	.1	.1	.1	.1	.1	.1	
C12 Seno piriforme	.9 ( .4)	.7	.4	.7	.6	.4	.1 ( .1)	.1	.1	.1	.1	.1	.1	
C13 Ipofaringe	.3 ( .3)	.3	.2	.2	.2	.1	.1 ( .1)	.1	.1	.1	.1	.1	.1	
C14 Al.n.s.sedi lab.cav.or	.3 ( .3)	.3	.1	.2	.2	.1	.1 ( .1)	.1	.	.1	.	.	.	
C15 Esofago	4.2 ( 1.0)	3.7	2.1	3.1	2.7	1.8	1.0 ( .4)	.9	.5	.7	.6	.4	.4	
C16 Stomaco	49.9 ( 3.3)	43.0	21.2	30.5	25.5	15.8	24.0 ( 2.1)	20.8	10.5	15.0	12.6	7.9	7.9	
C17 Piccolo intestino	1.3 ( .5)	1.1	.6	.9	.8	.5	.9 ( .4)	.8	.4	.5	.5	.4	.4	
C18 Colon	70.6 ( 4.0)	61.0	31.7	47.9	40.3	25.2	43.9 ( 2.9)	38.3	20.8	30.7	26.2	17.0	17.0	
C19 Giunz.rettosigmoidea	10.6 ( 1.6)	9.0	4.8	7.8	6.5	4.0	7.9 ( 1.2)	6.8	3.9	6.5	5.5	3.4	3.4	
C20 Retto	25.4 ( 2.4)	21.9	11.8	18.0	15.2	9.6	12.9 ( 1.6)	11.2	6.3	9.6	8.2	5.3	5.3	
C21 Ano e canale anale	1.3 ( .5)	1.1	.6	1.1	.9	.6	1.5 ( .5)	1.3	.7	1.2	1.0	.7	.7	
C22 Fegato dotti intraepat	20.0 ( 2.1)	17.1	8.6	13.2	11.0	6.7	7.9 ( 1.2)	6.7	3.2	4.7	3.9	2.4	2.4	
C23 Colecisti	2.2 ( .7)	1.9	.9	1.3	1.1	.6	3.7 ( .8)	3.1	1.6	2.4	2.0	1.2	1.2	
C24 Al.n.s.parti vie bilia	4.2 ( 1.0)	3.7	1.8	2.4	2.0	1.2	2.8 ( .7)	2.5	1.2	1.5	1.3	.8	.8	
C25 Pancreas	17.2 ( 2.0)	15.0	8.4	12.2	10.5	7.0	10.7 ( 1.4)	9.3	4.7	7.2	6.0	3.7	3.7	
C26 Al.mal def.organi dige	.6 ( .4)	.5	.3	.4	.3	.2	.5 ( .3)	.5	.3	.2	.2	.2	.2	
C30 Cavità nasali orecc.me	.4 ( .3)	.3	.2	.3	.3	.2	.4 ( .3)	.3	.2	.3	.3	.2	.2	
C31 Seni accessori	.8 ( .4)	.7	.4	.6	.6	.4	.2 ( .2)	.1	.1	.1	.1	.1	.1	
C32 Laringe	13.9 ( 1.8)	12.0	6.6	10.5	8.9	5.7	.9 ( .4)	.8	.6	.8	.8	.6	.6	
C33 Trachea	.9 ( .5)	.8	.4	.7	.6	.4	.3 ( .2)	.3	.2	.3	.3	.2	.2	
C34 Bronchi e polmoni	86.7 ( 4.4)	74.2	39.2	60.4	50.7	31.9	19.3 ( 1.9)	16.7	9.6	14.9	12.8	8.4	8.4	
C37 Timo	.4 ( .3)	.4	.4	.3	.3	.4	.4 ( .3)	.4	.3	.5	.4	.3	.3	
C38 Cuore mediastino pleur	.2 ( .2)	.2	.2	.3	.2	.2	.2 ( .2)	.2	.1	.2	.2	.2	.2	
C39 Al.mal def.org.resp.in	.	.	.	.	.	.	.	.	.	.	.	.	.	
C40 Ossa cart.art.arti	1.3 ( .6)	1.3	1.3	1.3	1.2	1.2	.5 ( .3)	.5	.5	.4	.5	.5	.5	
C41 Ossa cart.art.altre e	.7 ( .4)	.7	.6	.6	.6	.5	.3 ( .3)	.3	.3	.3	.3	.3	.3	
C43 Melanoma della pelle	10.9 ( 1.6)	9.8	6.3	9.3	8.3	5.8	9.4 ( 1.4)	8.8	6.5	8.8	8.2	6.3	6.3	
C44 Pelle non melanomi	113.5 ( 5.0)	97.7	48.1	69.7	58.1	36.1	62.6 ( 3.3)	55.2	29.0	38.4	33.1	22.1	22.1	
C45 Mesotelioma	1.9 ( .7)	1.6	1.0	1.6	1.4	.9	.8 ( .4)	.7	.4	.6	.5	.4	.4	
C46 Sarcoma di Kaposi	.2 ( .2)	.2	.1	.2	.2	.1	.	.	.	.	.	.	.	
C47 Nervi periferici s.n.a	.	.	.	.	.	.	.	.	.	.	.	.	.	
C48 Retroperit.peritoneo	.8 ( .4)	.7	.4	.7	.6	.4	.4 ( .3)	.4	.2	.4	.3	.2	.2	
C49 Tess.connettivo e moll	3.1 ( .9)	2.8	1.9	2.7	2.4	1.8	2.2 ( .7)	2.0	1.6	1.8	1.7	1.5	1.5	
C50 Mammella	1.4 ( .6)	1.2	.6	.7	.6	.4	126.1 ( 5.1)	113.4	76.7	114.8	102.8	73.0	73.0	
C51 Vulva	.	.	.	.	.	.	2.8 ( .7)	2.4	1.2	1.6	1.4	.9	.9	
C52 Vagina	.	.	.	.	.	.	1.0 ( .4)	.9	.4	.6	.5	.3	.3	
C53 Collo dell'utero	.	.	.	.	.	.	7.3 ( 1.2)	6.7	4.9	6.9	6.3	4.8	4.8	
C54 Corpo dell'utero	.	.	.	.	.	.	24.0 ( 2.2)	21.1	13.1	21.4	18.6	12.2	12.2	
C55 Utero n.s.	.	.	.	.	.	.	.3 ( .3)	.3	.2	.2	.2	.2	.2	
C56 Ovaio	.	.	.	.	.	.	16.7 ( 1.9)	15.0	9.8	14.6	13.1	9.2	9.2	
C57 Al.n.s.org.genit.femmi	.	.	.	.	.	.	.6 ( .3)	.5	.4	.5	.4	.4	.4	
C60 Pene	2.2 ( .7)	1.9	1.1	1.7	1.4	.9	.	.	.	.	.	.	.	
C61 Prostata	140.1 ( 5.7)	118.2	59.2	98.3	80.4	47.5	.	.	.	.	.	.	.	
C62 Testicolo	4.9 ( 1.1)	5.1	4.8	5.1	5.3	4.8	.	.	.	.	.	.	.	
C63 Al.n.s.org.genit.masch	.4 ( .3)	.3	.2	.3	.3	.2	.	.	.	.	.	.	.	
C64 Rene eccet.pelvi renal	24.1 ( 2.4)	21.1	12.8	20.5	17.7	11.6	9.0 ( 1.3)	7.9	4.7	6.9	6.1	4.2	4.2	
C65 Pelvi renale	1.4 ( .6)	1.2	.7	1.1	.9	.6	.5 ( .3)	.5	.2	.4	.3	.2	.2	
C66 Uretere	2.8 ( .8)	2.4	1.4	2.3	1.9	1.2	.5 ( .3)	.4	.3	.4	.3	.2	.2	
C67 Vescica	70.5 ( 4.0)	60.5	30.3	44.6	37.2	23.1	12.7 ( 1.5)	11.0	5.9	9.5	8.0	4.9	4.9	
C68 Al.n.s.organi urinari	1.7 ( .6)	1.5	.9	.9	.8	.6	.5 ( .3)	.5	.3	.4	.4	.2	.2	
C69 Occhio e annessi	.7 ( .4)	.6	.4	.5	.5	.3	.6 ( .3)	.5	.4	.5	.4	.4	.4	
C70 Meningi	.2 ( .2)	.2	.1	.2	.2	.1	.2 ( .2)	.2	.1	.2	.2	.1	.1	
C71 Cervello	12.6 ( 1.7)	11.3	8.4	11.6	10.4	8.1	7.2 ( 1.2)	6.5	4.4	5.7	5.1	4.0	4.0	
C72 Midollo spin.nervi cra	.7 ( .4)	.6	.5	.7	.7	.6	.4 ( .3)	.3	.2	.4	.3	.2	.2	
C73 Ghiandola tiroide	5.2 ( 1.1)	4.8	3.5	5.1	4.7	3.5	14.2 ( 1.8)	13.4	10.5	14.7	13.8	10.5	10.5	
C74 Ghiandole surrenali	.7 ( .4)	.6	.7	.6	.6	.7	.4 ( .3)	.4	.6	.3	.3	.5	.5	
C75 Al.ghiland.endocr.strut	.2 ( .2)	.2	.2	.3	.2	.2	.5 ( .3)	.4	.3	.4	.4	.3	.3	
C76 Altre e mal.def.sedi	.3 ( .2)	.3	.2	.2	.2	.1	.2 ( .2)	.1	.1	.2	.1	.1	.1	
C80 T.m.senza spec.di sede	4.4 ( 1.0)	3.9	1.8	2.3	2.0	1.3	3.1 ( .7)	2.8	1.5	2.0	1.7	1.1	1.1	
C81 Malattia di Hodgkin	3.4 ( .9)	3.4	2.8	3.2	3.2	2.8	3.2 ( .9)	3.3	3.1	3.4	3.5	3.1	3.1	
C82 Linfoma follicol.nonHo	2.1 ( .7)	1.9	1.2	1.8	1.6	1.1	1.3 ( .5)	1.2	.8	1.2	1.0	.7	.7	
C83 Linfoma diffuso nonHod	7.8 ( 1.3)	7.0	4.6	5.9	5.3	4.1	6.9 ( 1.2)	6.2	4.0	5.6	5.0	3.6	3.6	
C84 Linfoma perif.cutane	1.1 ( .5)	1.0	.7	1.0	.9	.7	.7 ( .4)	.6	.3	.4	.4	.2	.2	
C85 Al. n.s.linfomi nonHod	10.7 ( 1.6)	9.4	5.6	8.0	7.0	4.8	6.6 ( 1.1)	5.8	3.3	5.4	4.6	3.0	3.0	
C88 Mal.immunoprolifer.mal	.2 ( .2)	.1	.1	.1	.1	.1	.	.	.	.	.	.	.	
C90 Mieloma multipl.t.m.pl	7.5 ( 1.3)	6.5	3.4	4.9	4.1	2.6	6.1 ( 1.1)	5.3	3.1	4.7	4.1	2.7	2.7	
C91 Leucemia linfoide	7.5 ( 1.3)	6.7	4.9	5.7	5.0	4.4	4.8 ( 1.0)	4.5	4.8	4.2	4.0	4.7	4.7	
C92 Leucemia mieloide	9.6 ( 1.5)	8.3	4.7	6.9	5.9	3.9	5.0 ( 1.0)	4.4	2.7	3.7	3.2	2.3	2.3	
C95 Leucemia cell.non spec	2.1 ( .7)	1.9	1.0	1.4	1.2	.8	2.2 ( .6)	2.0	1.2	1.6	1.4	1.0	1.0	
C96 Al. n.s. t.m.tess.linf	.1 ( .1)	.1	.1	.1	.1	.1	.	.	.	.	.	.	.	
TUTTE LE SEDI	782.3 ( 13.3)	675.9	363.2	543.1	459.9	296.1	484.6 ( 9.8)	430.4	264.9	383.6	337.6	235.1	235.1	

INCIDENZA E MORTALITÀ PER CANCRO IN UMBRIA, 2003-2005

TABELLA 34. REGISTRO TUMORI UMBRO DI POPOLAZIONE, 2003-2005.

Rischi cumulativi di incidenza per 100 e tassi troncati 35-64 anni (grezzi e standardizzati) per 100.000 residenti, per sede.

ICD10	MASCHI							FEMMINE						
	rischi cumulativi			tassi troncati				rischi cumulativi			tassi troncati			
	0-74	0-64	55-74	grezzo	Umbria	Italia	Mond.	0-74	0-64	55-74	grezzo	Umbria	Italia	Mond.
C00 Labbro	.	.	.	.4	.4	.4	.4	.	.	.	.	.	.	.
C01 Base della lingua	.1	.1	.	1.5	1.7	1.6	1.5	.	.	.	.	.	.	.
C02 Altre ns parti lingua	.1	.1	.1	2.9	3.1	3.0	2.9	.	.	.	.7	.8	.8	.7
C03 Gengiva	.	.	.	.2	.2	.2	.2	.	.	.	.	.	.	.
C04 Pavimento orale	.1	.	.	.6	.6	.6	.5	.	.	.	.	.	.	.
C05 Palato	.1	.	.	1.5	1.6	1.6	1.5	.	.	.	.6	.6	.5	.5
C06 Altre ns parti bocca	.1	.	.1	1.3	1.4	1.4	1.3	.	.	.	.6	.6	.6	.5
C07 Parotide	.1	.	.	1.3	1.4	1.4	1.4	.1	.	.	.7	.7	.8	.8
C08 Altre n.s.ghiand.saliv	.	.	.	.2	.2	.2	.2	.	.	.	.4	.4	.4	.4
C09 Tonsille	.	.	.	.6	.6	.6	.5	.	.	.	.2	.2	.2	.1
C10 Orofaringe	.	.	.	.8	.9	.8	.7	.	.	.	.	.	.	.
C11 Nasofaringe	.1	.1	.	1.7	1.8	1.8	1.8	.	.	.	.2	.2	.2	.2
C12 Seno piriforme	.1	.	.1	.4	.4	.4	.4	.	.	.	.2	.2	.2	.2
C13 Ipo-faringe	.	.	.	.4	.4	.4	.4	.	.	.	.2	.2	.2	.2
C14 Al.n.s.sedi lab.cav.or	.	.	.	.4	.5	.4	.3	.	.	.	.	.	.	.
C15 Esofago	.2	.1	.2	4.2	4.5	4.4	4.0	.	.	.	.6	.6	.6	.6
C16 Stomaco	2.4	.9	2.1	26.2	28.4	27.4	24.7	1.2	.4	1.1	14.2	14.8	14.4	13.1
C17 Piccolo intestino	.1	.	.1	1.1	1.3	1.2	1.1	.	.	.	.9	1.0	1.0	1.0
C18 Colon	3.7	1.5	3.3	46.5	50.5	48.4	43.0	2.4	1.2	2.0	37.4	39.6	38.1	34.6
C19 Giunz.rettosigmoidea	.6	.2	.6	6.3	6.8	6.6	6.0	.5	.2	.5	6.0	6.2	6.0	5.5
C20 Retto	1.5	.7	1.3	19.1	20.9	20.0	17.6	.8	.3	.6	11.0	11.5	11.2	10.4
C21 Ano e canale anale	.1	.	.1	.8	.9	.8	.8	.1	.1	.1	1.7	1.8	1.7	1.5
C22 Fegato dotti intraepat	1.1	.4	1.0	10.9	12.0	11.5	10.2	.4	.1	.4	3.6	3.8	3.6	3.2
C23 Colecisti	.1	.	.1	1.0	1.1	1.0	.8	.2	.1	.2	2.2	2.3	2.2	1.9
C24 Al.n.s.parti vie bilia	.2	.1	.2	1.9	2.0	2.0	1.9	.1	.	.1	1.5	1.6	1.5	1.4
C25 Pancreas	.9	.5	.7	15.9	17.1	16.5	15.3	.6	.2	.5	7.5	8.0	7.6	6.6
C26 Al.mal def.organi dige	.	.	.	.6	.7	.6	.5	.	.	.	.	.	.	.
C30 Cavità nasali orecc.me	.	.	.	.4	.4	.4	.4	.	.	.	.2	.2	.2	.2
C31 Seni accessori	.	.	.	1.1	1.3	1.2	1.1	.	.	.	.	.	.	.
C32 Laringe	.8	.4	.7	12.1	13.3	12.7	11.3	.1	.1	.	1.9	2.0	1.9	1.8
C33 Trachea	.1	.	.	.6	.7	.6	.5	.	.	.	.6	.6	.6	.6
C34 Bronchi e polmoni	4.8	1.9	4.2	58.6	63.1	60.7	55.2	1.2	.6	1.0	18.2	18.9	18.3	17.0
C37 Timo	.	.	.	.4	.3	.4	.4	.	.	.	.7	.8	.8	.7
C38 Cuore mediastino pleur	.	.	.	.4	.4	.4	.4	.	.	.	.2	.2	.2	.2
C40 Ossa cart.art.arti	.1	.1	.	1.1	1.2	1.2	1.2	.	.	.	.6	.5	.5	.5
C41 Ossa cart.art.altre e	.	.	.	1.1	1.2	1.2	1.2	.	.	.	.2	.2	.2	.2
C43 Melanoma della pelle	.7	.4	.4	11.5	11.9	11.7	11.3	.6	.5	.3	12.4	12.5	12.4	12.2
C44 Pelle non melanomi	5.5	1.8	4.9	53.8	57.9	55.8	50.6	3.0	1.4	2.4	41.0	42.6	41.4	38.9
C45 Mesotelioma	.1	.1	.1	2.1	2.3	2.2	2.0	.	.	.	.9	1.0	.9	.9
C46 Sarcoma di Kaposi	.	.	.	.4	.4	.4	.4	.	.	.	.	.	.	.
C48 Retroperit.peritoneo	.1	.	.	.8	.8	.8	.7	.	.	.	.4	.4	.4	.3
C49 Tess.connettivo e moll	.2	.1	.1	1.5	1.5	1.5	1.5	.1	.1	.1	2.1	2.0	2.0	2.0
C50 Mammella	.1	.	.	.8	.8	.8	.7	8.1	5.7	5.0	185.1	190.5	187.5	181.5
C51 Vulva	.	.	.	.	.	.	.	.1	.1	.1	1.9	2.0	1.9	1.7
C52 Vagina	.	.	.	.	.	.	.	.	.	.	.6	.6	.6	.5
C53 Collo dell'utero	.	.	.	.	.	.	.	.5	.4	.2	10.3	10.3	10.3	10.5
C54 Corpo dell'utero	.	.	.	.	.	.	.	1.6	.9	1.3	29.4	30.5	29.6	27.1
C55 Utero n.s.	.	.	.	.	.	.	.	.	.	.	.6	.6	.6	.5
C56 Ovaio	.	.	.	.	.	.	.	1.1	.7	.7	18.9	19.7	19.2	17.9
C57 Al.n.s.org.genit.femmi	.	.	.	.	.	.	.	.	.	.	.4	.4	.4	.3
C60 Pene	.1	.1	.1	2.1	2.3	2.2	2.0	.	.	.	.	.	.	.
C61 Prostata	7.7	2.2	7.6	66.6	75.0	70.4	59.6	.	.	.	.	.	.	.
C62 Testicolo	.3	.3	.	4.2	4.0	4.1	4.3	.	.	.	.	.	.	.
C63 Al.n.s.org.genit.masch	.	.	.	.2	.2	.2	.2	.	.	.	.	.	.	.
C64 Rene eccet.pelvi renal	1.5	.8	1.2	23.7	25.3	24.6	22.8	.5	.3	.4	9.0	9.2	9.0	8.2
C65 Pelvi renale	.1	.	.1	1.3	1.5	1.4	1.2	.	.	.	.4	.4	.4	.4
C66 Uretere	.2	.1	.2	2.7	3.0	2.8	2.5	.	.	.	.4	.4	.4	.4
C67 Vescica	3.6	1.3	3.2	39.4	43.0	41.2	37.0	.8	.3	.7	9.2	9.7	9.3	8.2
C68 Al.n.s.organi urinari	.1	.	.1	.4	.3	.4	.4	.	.	.	.4	.4	.4	.4
C69 Occhio e annessi	.	.	.	.8	.8	.8	.8	.	.	.	.9	.9	.9	1.0
C70 Meningi	.	.	.	.2	.2	.2	.2	.	.	.	.4	.4	.4	.3
C71 Cervello	.9	.5	.6	12.8	13.7	13.3	12.4	.4	.3	.3	5.2	5.4	5.3	4.8
C72 Midollo spin.nervi cra	.1	.	.	1.0	1.0	1.0	.9	.	.	.	.6	.6	.6	.5
C73 Ghiandola tiroide	.4	.3	.2	7.5	7.6	7.5	7.1	1.0	.8	.5	21.7	21.9	21.8	21.6
C74 Ghiandole surrenali	.	.	.	.8	.8	.8	.8	.	.	.	.2	.2	.2	.2
C75 Al.ghiand.endocr.strut	.	.	.	.6	.6	.6	.5	.	.	.	.6	.6	.6	.5
C76 Altre e mal.def.sedi	.	.	.	.4	.4	.4	.4	.	.	.	.2	.2	.2	.2
C80 T.m.senza spec.di sede	.2	.1	.1	1.7	1.9	1.8	1.7	.2	.1	.1	2.4	2.5	2.4	2.2
C81 Malattia di Hodgkin	.2	.2	.1	2.9	2.9	2.9	2.8	.2	.2	.	3.2	3.1	3.1	3.3
C82 Linfoma follicol.nonHo	.1	.1	.1	3.1	3.3	3.2	2.9	.1	.1	.1	1.9	1.9	1.9	1.8
C83 Linfoma diffuso nonHod	.5	.3	.3	7.3	7.4	7.3	7.2	.4	.3	.3	7.1	7.3	7.2	6.8
C84 Linfoma perif.cutane	.1	.1	.1	1.9	2.1	2.0	1.9	.	.	.	.6	.6	.6	.5
C85 Al. n.s.linfomi nonHod	.6	.3	.5	8.4	9.0	8.8	8.1	.4	.2	.4	5.4	5.6	5.5	4.9
C88 Mal.immunoprolifer.mal	.	.	.	.2	.2	.2	.2	.	.	.	.	.	.	.
C90 Mieloma multipl.t.m.pl	.4	.2	.3	5.2	5.6	5.4	4.9	.3	.2	.3	6.0	6.2	6.0	5.4
C91 Leucemia linfoide	.5	.2	.3	4.8	5.0	4.9	4.4	.4	.3	.2	3.9	4.0	3.9	3.7
C92 Leucemia mieloide	.6	.2	.4	5.6	5.8	5.7	5.3	.3	.2	.2	4.3	4.4	4.3	4.2
C95 Leucemie cell.non spec	.1	.	.1	1.3	1.3	1.3	1.3	.1	.1	.1	2.6	2.7	2.6	2.4
C96 Al. n.s. t.m.tess.linf	.	.	.	.	.	.	.	.	.	.	.	.	.	.
TUTTE LE SEDI	35.1	16.1	31.0	502.3	543.3	522.5	472.2	25.4	15.7	18.7	503.2	520.1	508.3	480.7



INCIDENZA E MORTALITÀ PER CANCRO IN UMBRIA. 2003-2005

TABELLA 35. REGISTRO TUMORI UMBRO DI POPOLAZIONE, 2003-2005.

Numero dei nuovi casi registrati nella popolazione residente, per età', per categorie e sottocategorie.

ICD10	MASCHI				TOTALE	FEMMINE				TOTALE	
	15-34	35-64	65-74	75+		15-34	35-64	65-74	75+		
C00 LABBRO	.	2	3	8	13	.	.	1	3	4	17
C00.0 Labbro sup.bordo libero	.	.	.	1	1	.	.	.	1	1	2
C00.1 Labbro inf.bordo libero	.	2	2	5	9	.	.	1	2	3	12
C00.5 Labbro n.s.faccia inter	.	.	.	1	1	.	.	.	.	.	1
C00.9 Labbro n.s.bordo libero	.	.	1	1	2	.	.	.	.	.	2
C01 BASE DELLA LINGUA	.	8	2	7	17	.	.	.	.	.	17
C02 LINGUA	.	15	3	8	26	.	4	3	8	15	41
C02.0 Superf. dorsale lingua	.	.	.	.	.	.	.	.	2	2	2
C02.1 Punta/margini laterali	.	9	.	4	13	.	2	2	5	9	22
C02.2 Sup.ventrale lingua	.	1	1	.	2	.	1	.	.	1	3
C02.3 Corpo	.	1	.	.	1	.	1	1	.	2	3
C02.8 Overlapping	.	1	.	1	2	.	.	.	.	.	2
C02.9 N.a.s.	.	3	2	3	8	.	.	.	1	1	9
C03 GENGIVA	.	1	.	.	1	1	.	1	1	3	4
C03.0 Superiore	.	.	.	.	.	.	.	1	.	1	1
C03.1 Inferiore	.	1	.	.	1	1	.	.	.	1	2
C03.9 N.a.s.	.	.	.	.	.	.	.	.	1	1	1
C04 PAVIMENTO ORALE	.	3	5	2	10	.	.	.	.	.	10
C04.0 Parte anteriore	.	1	2	1	4	.	.	.	.	.	4
C04.1 Parte laterale	.	1	1	1	3	.	.	.	.	.	3
C04.8 Overlapping	.	.	1	.	1	.	.	.	.	.	1
C04.9 N.a.s.	.	1	1	.	2	.	.	.	.	.	2
C05 PALATO	.	8	1	.	9	.	3	1	2	6	15
C05.0 Palato duro	.	4	1	.	5	.	1	1	1	3	8
C05.1 Palato molle	.	2	.	.	2	.	.	.	.	.	2
C05.2 Ugola	.	1	.	.	1	.	2	.	.	2	3
C05.9 N.a.s.	.	1	.	.	1	.	.	.	1	1	2
C06 ALTRE PARTI DELLA BOCCA	.	7	5	3	15	.	3	1	1	5	20
C06.0 Mucosa delle guance	.	1	1	1	3	.	1	1	.	2	5
C06.2 Area retromolare	.	2	.	1	3	.	1	.	.	1	4
C06.8 Overlapping	.	1	2	.	3	.	.	.	.	.	3
C06.9 N.a.s.	.	3	2	1	6	.	1	.	1	2	8
C07 PAROTIDE	.	7	2	10	19	.	4	6	6	16	35
C08 GHIANDOLE SALIV. MAGGIORI	.	1	.	5	6	.	2	.	4	6	12
C08.0 Sottomandibolare	.	1	.	2	3	.	.	.	3	3	6
C08.8 Overlapping	.	.	.	.	.	.	1	.	1	2	2
C08.9 N.a.s.	.	.	.	3	3	.	1	.	.	1	4
C09 TONSILLA	.	3	2	1	6	.	1	1	1	3	9
C09.0 Fossa tonsillare	.	.	.	.	.	.	1	.	.	1	1
C09.1 Pilastrì tonsillari	.	1	.	.	1	.	.	.	.	.	1
C09.9 N.a.s.	.	2	2	1	5	.	.	1	1	2	7
C10 OROFARINGE	.	4	1	3	8	.	.	.	.	.	8
C10.0 Vallecula	.	1	1	.	2	.	.	.	.	.	2
C10.3 Parete posteriore	.	1	.	.	1	.	.	.	.	.	1
C10.8 Overlapping	.	2	.	1	3	.	.	.	.	.	3
C10.9 N.a.s.	.	.	.	2	2	.	.	.	.	.	2
C11 RINOFARINGE	.	9	4	1	15	.	1	.	.	1	16
C11.0 Parete superiore	.	.	.	.	.	.	1	.	.	1	1
C11.1 Parete posteriore	.	4	2	1	7	.	.	.	.	.	7
C11.2 Parete laterale	.	1	.	.	1	.	.	.	.	.	1
C11.8 Overlapping	.	2	2	.	5	.	.	.	.	.	5
C11.9 N.a.s.	.	2	.	.	2	.	.	.	.	.	2
C12 SENO PIRIFORME	.	2	7	3	12	.	1	.	.	1	13
C13 IPOFARINGE	.	2	1	1	4	.	1	.	.	1	5
C13.0 Regione retrocriccoidea	.	1	.	.	1	.	.	.	.	.	1
C13.1 Plica ariepiglottica	.	.	.	1	1	.	.	.	.	.	1
C13.8 Overlapping	.	1	1	.	2	.	1	.	.	1	3
C14 ALTRE/MAL DEF.LABBRO E FAR	.	2	.	2	4	.	.	1	1	2	6
C14.0 Faringe N.a.s.	.	1	.	1	2	.	.	.	.	.	2
C14.8 Overlapping	.	.	.	1	1	.	.	.	1	1	2
C14.9 N.a.s.	.	1	.	.	1	.	.	1	.	1	2
C15 ESOFAGO	.	22	15	20	57	1	3	4	10	18	75
C15.0 Cervicale	.	2	.	1	3	1	.	.	1	2	5
C15.1 Toracico	.	2	1	.	3	.	.	1	.	1	4
C15.2 Addominale	.	1	1	1	3	.	.	.	.	.	3
C15.3 Terzo superiore	.	1	.	.	1	.	.	.	.	.	1
C14.4 Terzo medio	.	2	2	4	8	.	1	1	1	3	11
C15.5 Terzo inferiore	.	8	3	3	14	.	.	1	3	4	18
C15.8 Overlapping	.	1	.	.	1	.	.	.	.	.	1
C15.9 N.a.s.	.	5	8	11	24	.	2	1	5	8	32

INCIDENZA E MORTALITÀ PER CANCRO IN UMBRIA, 2003-2005

Segue tabella 35

C16 STOMACO	1	137	220	326	684	.	76	124	260	460	1144
C16.0 Cardias	.	21	36	35	92	.	6	12	12	30	122
C16.1 Fondo	.	4	2	10	16	.	2	1	5	8	24
C16.2 Corpo	.	10	29	34	73	.	4	10	36	50	123
C16.3 Antro pilorico	.	35	34	59	128	.	17	27	65	109	237
C16.4 Piloro	.	3	.	5	8	.	2	3	5	10	18
C16.5 Piccola curva	.	6	9	16	31	.	6	13	15	34	65
C16.6 Grande curva	.	2	4	3	9	.	2	3	1	6	15
C16.8 Overlapping	.	8	26	25	59	.	7	9	23	39	98
C16.9 N.a.s.	1	48	80	139	268	.	30	46	98	174	442
C17 PICCOLO INTESTINO	.	6	4	6	16	.	5	2	9	16	32
C17.0 Duodeno	.	.	1	2	3	.	1	1	5	7	10
C17.1 Digiuono	.	2	.	.	2	.	1	.	1	2	4
C17.2 Ileo	.	3	.	2	5	.	1	.	1	2	7
C17.3 Diverticolo di Meckel	.	.	1	.	1	.	.	1	1	2	3
C17.8 Overlapping	.	.	.	1	1	.	.	.	.	.	1
C17.9 N.a.s.	.	1	2	1	4	.	2	.	1	3	7
C18 COLON	4	243	307	395	949	.	200	195	386	782	1731
C18.0 Ceco	.	25	23	23	71	.	16	22	39	77	148
C18.1 Appendice	2	2	1	1	6	.	4	3	.	7	13
C18.2 Ascendente	.	49	67	98	214	.	44	53	95	193	407
C18.3 Flessura epatica	1	6	6	8	21	.	5	1	8	14	35
C18.4 Trasverso	.	13	22	25	60	.	7	14	19	40	100
C18.5 Flessura splenica	.	5	6	11	22	.	2	1	3	6	28
C18.6 Discendente	.	23	31	38	92	.	24	21	43	88	180
C18.7 Sigma	1	78	103	126	308	.	65	59	104	228	536
C18.8 Overlapping	.	15	22	19	56	.	18	12	26	56	112
C18.9 N.a.s.	.	27	26	46	99	.	15	9	49	73	172
C19 GIUNZIONE RETTOSIGMOIDEA	.	33	57	50	140	1	32	53	45	131	271
C20 RETTO	4	100	109	130	343	.	59	68	95	222	565
C21 ANO E CANALE ANALE	1	4	8	4	17	.	9	6	9	24	41
C21.0 Ano N.a.s.	.	2	3	.	5	.	4	3	6	13	18
C21.1 Canale anale	1	2	4	2	9	.	5	3	2	10	19
C21.8 Overlapping	.	.	1	2	3	.	.	.	1	1	4
C22 FEGATO/VIE BILIARI INTRAEP	.	57	96	117	270	.	19	44	83	146	416
C22.0 Epatocarcinomi epatomi	.	46	73	85	204	.	14	26	55	95	299
C22.1 Dotti biliari intraepat	.	5	10	14	29	.	3	9	13	25	54
C22.3 Angiosarcoma del fegato	.	.	1	.	1	.	.	.	.	.	1
C22.4 Altri sarcomi del fegato	.	2	1	1	4	.	.	.	.	.	4
C22.7 Altri carc.spec.del feg	.	.	6	4	10	.	1	2	2	5	15
C22.9 Fegato carc.n.s.e istol	.	4	5	13	22	.	1	7	13	21	43
C23 COLECISTI	.	5	10	15	30	.	12	21	32	65	95
C24 TRATTO BILIARE	.	10	18	31	59	.	8	13	37	58	117
C24.0 Dotti biliari extraepat	.	7	7	14	28	.	3	7	16	26	54
C24.1 Ampolla di Vater	.	2	8	12	22	.	3	4	11	18	40
C24.9 N.a.s.	.	1	3	5	9	.	2	2	10	14	23
C25 PANCREAS	1	83	58	88	230	.	40	54	106	200	430
C25.0 Testa	.	45	29	44	118	.	24	27	56	107	225
C25.1 Corpo	1	8	5	10	24	.	8	4	8	20	44
C25.2 Coda	.	9	6	3	18	.	3	4	1	8	26
C25.3 Dotto pancreatico	.	.	.	.	.	.	.	1	1	2	2
C24.4 Isole di Langerhans	.	1	1	.	2	.	.	1	.	1	3
C25.8 Overlapping	.	5	1	11	17	.	1	4	2	7	24
C25.9 N.a.s.	.	15	16	20	51	.	4	13	38	55	106
C26 ALTRI/MAL DEF.ORGANI DIGER	.	3	1	4	8	1	.	2	10	13	21
C26.0 Canale intestinale N.a.	.	2	1	4	7	.	.	1	10	11	18
C26.1 Milza	.	.	.	.	.	.	.	1	.	1	1
C26.9 App.digerente N.a.s.	.	1	.	.	1	1	.	.	.	1	2
C30 CAVITA' N.a.s.ALI E ORECCH	.	2	2	1	5	.	1	3	3	7	12
C30.0 Cavita' N.a.s.ali	.	2	2	1	5	.	1	3	2	6	11
C30.1 Orecchio medio	.	.	.	.	.	.	.	.	1	1	1
C31 SENI ACCESSORI	1	6	.	3	10	.	.	2	2	4	14
C31.0 Mascellare	1	4	.	1	6	.	.	1	1	2	8
C31.1 Etmoidale	.	1	.	1	2	.	.	.	.	.	2
C31.2 Frontale	.	1	.	1	2	.	.	.	1	1	3
C31.3 Sfenoideale	.	.	.	.	.	.	.	1	.	1	1
C32 LARINGE	1	63	55	63	182	.	10	.	2	12	194
C32.0 Glottide	1	41	34	28	104	.	4	.	.	4	108
C32.1 Zona sovraglottica	.	10	5	10	25	.	1	.	.	1	26
C32.3 Cartilagini laringee	.	.	.	2	2	.	1	.	.	1	3
C32.8 Overlapping	.	4	5	6	15	.	4	.	1	5	20
C32.9 N.a.s.	.	8	11	17	36	.	.	.	1	1	37
C33 TRACHEA	.	3	5	4	12	.	3	1	.	4	16

INCIDENZA E MORTALITÀ PER CANCRO IN UMBRIA. 2003-2005

Segue tabella 35

C34 POLMONE	2	306	404	455	1167	.	97	99	131	327	1494
C34.0 Bronco principale	.	26	24	36	86	.	4	8	3	15	101
C34.1 Lobo superiore	.	78	100	88	266	.	20	21	24	65	331
C34.2 Lobo medio	.	9	11	7	27	.	4	3	5	12	39
C34.3 Lobo inferiore	.	29	59	61	149	.	12	15	16	43	192
C34.8 Overlapping	.	10	20	10	40	.	1	4	4	9	49
C34.9 N.a.s.	2	154	190	253	599	.	56	48	79	183	782
C37 TIMO	.	2	1	1	5	.	4	2	.	6	11
C38 CUORE MEDIASTINO E PLEURA	.	2	1	.	3	1	1	1	.	3	6
C38.1 Mediastino anteriore	.	.	1	.	1	.	1	1	.	2	3
C38.3 Mediastino N.a.s.	.	1	.	.	1	.	.	.	.	.	1
C38.4 Pleura	.	1	.	.	1	1	.	.	.	1	2
C39 ALTRE/MAL.DEF.RESPIRATORIO	.	.	.	.	.	.	.	.	1	1	1
C39.8 App.respiratorio Overla	.	.	.	.	.	.	.	.	1	1	1
C40 OSSA DEGLI ARTI	1	6	3	2	16	.	3	.	1	6	22
C40.0 Lunghe arto superiore	1	4	.	.	6	.	.	.	.	1	7
C40.1 Corte arto superiore	.	.	.	.	1	.	.	.	.	.	1
C40.2 Lunghe arto inferiore	.	2	3	1	8	.	3	.	1	5	13
C40.3 Corte arto anteriore	.	.	.	1	1	.	.	.	.	.	1
C41 OSSA ALTRE/N.S. SEDI	.	6	.	2	9	.	1	1	1	4	13
C41.0 Cranio e faccia	.	1	.	.	1	.	1	.	.	2	3
C41.1 Mandibola	.	.	.	.	.	.	.	1	.	1	1
C41.2 Colonna vertebrale	.	1	.	.	1	.	.	.	1	1	2
C41.3 Costole sterno clavicol	.	2	.	.	2	.	.	.	.	.	2
C41.4 Pelvi sacro coccige	.	2	.	1	4	.	.	.	.	.	4
C41.9 N.a.s.	.	.	.	1	1	.	.	.	.	.	1
C43 CUTE (melanoma)	11	60	38	34	143	19	66	22	33	141	284
C43.0 Labbra	.	.	.	.	.	1	.	.	.	1	1
C43.1 Palpebra	.	1	.	.	1	.	.	.	1	1	2
C43.2 Orecchio	.	2	1	1	4	1	.	.	1	2	6
C43.3 Faccia	1	3	6	5	15	1	2	2	5	10	25
C43.4 Cuio capelluto e collo	1	2	1	.	4	1	2	2	.	5	9
C43.5 Tronco	3	21	15	15	54	10	23	.	3	37	91
C43.6 Arto superiore	.	10	10	6	26	.	15	4	7	26	52
C43.7 Arto inferiore	6	14	2	3	25	5	23	11	14	53	78
C43.8 Overlapping	.	2	1	.	3	.	.	.	.	.	3
C43.9 N.a.s.	.	5	2	4	11	.	1	3	2	6	17
C44 CUTE (non melanoma)	16	281	523	739	1560	18	219	263	692	1192	2752
C44.0 Labbro	1	11	18	22	52	.	4	4	27	35	87
C44.1 Palpebra	1	15	24	28	68	.	16	11	38	65	133
C44.2 Orecchio	2	32	56	72	162	.	2	5	23	30	192
C44.3 Faccia	4	100	191	292	587	2	78	118	314	512	1099
C44.4 Cuio capelluto collo	.	13	41	69	123	.	15	18	41	74	197
C44.5 Tronco	4	48	54	70	176	10	49	27	45	131	307
C44.6 Arto superiore	1	11	21	37	70	1	8	11	39	59	129
C44.7 Arto inferiore	1	11	15	8	36	2	9	15	36	62	98
C44.8 Overlapping	1	3	14	26	44	.	2	2	15	19	63
C44.9 N.a.s.	1	37	89	115	242	3	36	52	114	205	447
C45 MESOTELIOMA	.	11	7	6	24	.	5	2	6	13	37
C45.0 Pleura	.	9	5	5	19	.	5	2	6	13	32
C45.1 Peritoneo	.	2	1	1	4	.	.	.	.	.	4
C45.9 Sedi N.a.s.	.	.	1	.	1	.	.	.	.	.	1
C46 SARCOMA DI KAPOSI	.	2	.	1	3	.	.	.	.	.	3
C46.0 Cute	.	2	.	1	3	.	.	.	.	.	3
C47 NERVI PERIFERICI	.	.	.	.	.	.	.	.	1	1	1
C47.0 Testa faccia collo	.	.	.	.	.	.	.	.	1	1	1
C48 PERITONEO E RETROPERITONEO	.	4	4	2	10	.	2	3	2	7	17
C48.0 Retroperitoneo	.	3	3	1	7	.	2	2	.	4	11
C48.1 Peritoneo parti specifici	.	.	.	.	.	.	.	.	1	1	1
C48.2 Overlapping	.	1	1	1	3	.	.	1	1	2	5
C49 TESSUTI MOLLI	7	8	15	10	41	2	11	8	11	34	75
C49.0 Testa faccia e collo	.	.	1	1	2	.	1	.	.	2	4
C49.1 Arto superiore	1	2	4	2	9	.	.	2	2	4	13
C49.2 Arto inferiore	4	4	3	5	16	.	7	4	5	16	32
C49.3 Torace	.	.	2	.	2	.	.	.	.	.	2
C49.4 Addome	2	2	3	1	8	1	2	.	3	7	15
C49.5 Bacino	.	.	1	1	2	1	.	1	.	2	4
C49.6 Tronco N.a.s.	.	.	.	.	.	.	.	1	1	2	2
C49.8 Overlapping	.	.	.	.	1	.	.	.	.	.	1
C49.9 N.a.s.	.	.	1	.	1	.	1	.	.	1	2
C50 MAMMELLA	.	4	4	12	20	30	989	417	471	1907	1927
C50.0 Areola e capezzolo	.	.	.	.	.	1	22	14	16	53	53
C50.1 Parte centrale	.	.	.	.	.	1	17	13	10	41	41
C50.2 Quadrante S.I.	.	.	.	.	.	2	91	40	31	164	164
C50.3 Quadrante I.I.	.	.	.	.	.	2	42	23	20	87	87
C50.4 Quadrante S.E.	.	.	1	.	1	7	427	162	165	761	762
C50.5 Quadrante I.E.	.	.	.	.	.	2	71	28	30	131	131
C50.6 Prolungamento ascellare	.	.	.	.	.	.	1	.	2	3	3
C50.8 Overlapping	.	.	.	.	.	4	158	56	57	275	275
C50.9 N.a.s.	.	4	3	12	19	11	160	81	140	392	411

INCIDENZA E MORTALITÀ PER CANCRO IN UMBRIA, 2003-2005

Segue tabella 35

C51 VULVA	-	-	-	-	-	.	10	12	32	54	54
C51.0 Grandi labbra	-	-	-	-	-	.	1	1	3	5	5
C51.1 Piccole labbra	-	-	-	-	-	.	3	2	3	8	8
C51.9 N.a.s.	-	-	-	-	-	.	6	9	26	41	41
C52 VAGINA	-	-	-	-	-	.	3	5	11	19	19
C53 CERVICIA UTERINA	-	-	-	-	-	9	55	24	22	110	110
C53.0 Endocervice	-	-	-	-	-	4	15	7	6	32	32
C53.1 Esocervice	-	-	-	-	-	3	12	6	5	26	26
C53.8 Overlapping	-	-	-	-	-	.	3	2	2	7	7
C53.9 N.a.s.	-	-	-	-	-	2	25	9	9	45	45
C54 CORPO DELL'UTERO	-	-	-	-	-	2	157	112	102	373	373
C54.0 Istmo	-	-	-	-	-	2	153	111	101	367	367
C54.1 Endometrio	-	-	-	-	-	.	2	1	.	3	3
C54.8 Overlapping	-	-	-	-	-	.	1	.	1	2	2
C54.9 N.a.s.	-	-	-	-	-	.	1	.	.	1	1
C55 UTERO NON SPECIFICATO	-	-	-	-	-	.	3	.	3	6	6
C56 OVAIO	-	-	-	-	-	13	101	68	77	260	260
C57 GENITALI FEMMINILI	-	-	-	-	-	.	2	3	3	9	9
C57.0 Tromba di Falloppio	-	-	-	-	-	.	1	1	.	2	2
C57.1 Legamento largo	-	-	-	-	-	.	.	.	1	1	1
C57.4 Annessi uterini N.a.s.	-	-	-	-	-	.	.	1	.	1	1
C57.8 Overlapping	-	-	-	-	-	.	1	1	2	5	5
C60 PENE	.	11	9	9	29	-	-	-	-	-	29
C60.0 Prepuzio	.	4	.	2	6	-	-	-	-	-	6
C60.1 Glande	.	2	5	1	8	-	-	-	-	-	8
C60.9 N.a.s.	.	5	4	6	15	-	-	-	-	-	15
C61 PROSTATA	.	348	791	732	1871	-	-	-	-	-	1871
C62 TESTICOLO	33	22	2	3	61	-	-	-	-	-	61
C62.0 Testicolo ritenuto	6	3	.	.	9	-	-	-	-	-	9
C62.9 N.a.s.	27	19	2	3	52	-	-	-	-	-	52
C63 GENITALI MASCHILI	.	1	3	1	5	-	-	-	-	-	5
C63.0 Epididimo	.	1	.	.	1	-	-	-	-	-	1
C63.2 Scroto	.	.	1	1	2	-	-	-	-	-	2
C63.7 Altri	.	.	1	.	1	-	-	-	-	-	1
C63.8 Overlapping	.	.	1	.	1	-	-	-	-	-	1
C64 RENE	4	125	107	78	315	3	48	37	61	150	465
C65 PELVI RENALE	.	6	5	6	17	.	2	3	5	10	27
C66 URETERE	.	14	12	10	36	.	2	3	3	8	44
C67 VESCICA	3	206	315	438	962	1	49	75	98	223	1185
C67.0 Trigono	.	26	43	43	112	.	7	9	7	23	135
C67.1 Cupola	.	7	7	17	31	.	.	1	2	3	34
C67.2 Parete laterale	1	59	85	105	250	.	13	23	18	54	304
C67.3 Parete anteriore	.	1	2	9	12	.	.	.	1	1	13
C67.4 Parete posteriore	.	3	8	7	18	.	1	3	5	9	27
C67.5 Collo	.	5	11	15	31	.	.	2	1	3	34
C67.6 Orificio uretrale	.	2	1	3	6	.	.	1	.	1	7
C67.7 Uraco	.	1	.	.	1	.	.	.	.	.	1
C67.8 Overlapping	.	21	24	33	78	.	8	6	10	24	102
C67.9 N.a.s.	2	81	134	206	423	1	20	30	54	105	528
C68 ALTRI ORGANI URINARI	.	2	8	13	24	.	2	3	4	9	33
C68.0 Uretra	.	1	2	3	6	.	2	.	.	2	8
C68.8 Overlapping	.	.	.	1	2	.	.	.	.	.	2
C68.9 N.a.s.	.	1	6	9	16	.	.	3	4	7	23
C69 OCCHIO	.	4	2	3	9	.	5	1	3	9	18
C69.0 Congiuntiva	.	.	.	1	1	.	.	.	.	.	1
C69.3 Coroide	.	4	2	2	8	.	5	.	2	7	15
C69.4 Globo oculare	.	.	.	.	.	.	.	.	1	1	1
C69.6 Orbita	.	.	.	.	.	.	.	1	.	1	1
C70 MENINGI	.	1	1	1	3	.	2	1	1	4	7
C70.0 Cerebrali	.	1	1	1	3	.	2	1	1	4	7
C71 ENCEFALO	10	67	50	28	162	11	28	29	45	116	278
C71.0 Corpo calloso	2	27	20	17	68	3	9	14	27	54	122
C71.1 Lobo frontale	3	13	4	5	26	2	4	5	4	15	41
C71.2 Lobo temporale	1	11	12	1	27	1	9	6	8	24	51
C71.3 Lobo parietale	.	6	3	.	9	.	3	1	2	6	15
C71.4 Lobo occipitale	.	2	1	1	4	.	2	1	.	3	7
C71.5 Ventricolo	.	2	.	.	2	.	.	.	.	.	2
C71.6 Cervelletto	2	1	1	1	7	2	.	.	1	4	11
C71.7 Tronco cerebrale	.	1	.	.	1	.	.	.	.	1	2
C71.8 Overlapping	.	2	3	2	7	.	.	1	.	1	8
C71.9 N.a.s.	2	2	6	1	11	3	1	1	3	8	19

INCIDENZA E MORTALITÀ PER CANCRO IN UMBRIA. 2003-2005

Segue tabella 35

C72 ALTRE PARTI DEL SNC	.	5	2	.	8	.	3	2	.	5	13
C72.0 Midollo spinale	.	3	1	.	4	.	.	.	.	.	4
C72.5 Altri nervi craniali N.	.	1	.	.	2	.	1	.	.	1	3
C72.8 Nervi cranici Overlappi	.	1	1	.	2	.	1	2	.	3	5
C72.9 SNC N.a.s.	.	.	.	.	.	.	1	.	.	1	1
C73 TIROIDE	7	39	14	7	67	28	116	36	15	196	263
C74 SURRENE	.	4	1	2	9	.	1	.	4	7	16
C74.9 N.a.s.	.	4	1	2	9	.	1	.	4	7	16
C75 ALTRE GHIANDOLE ENDOCRINE	.	3	.	.	3	1	3	1	1	6	9
C75.0 Ghiandola parotide	.	1	.	.	1	.	2	.	.	2	3
C75.1 Ghiandola pituitaria	.	1	.	.	1	.	1	.	1	2	3
C75.3 Ghiandola pineale	.	.	.	.	.	1	.	.	.	1	1
C75.5 Glomo aortico/altri par	.	1	.	.	1	.	.	1	.	1	2
C76 SEDI MAL DEFINITE	.	2	.	2	4	.	1	1	.	2	6
C76.0 Testa faccia e collo	.	2	.	1	3	.	.	1	.	1	4
C76.2 Addome	.	.	.	1	1	.	1	.	.	1	2
C80 SEDE NON DEFINITA	2	9	16	35	62	.	13	13	36	62	124
C81 MALATTIA DI HODGKIN	13	15	6	6	41	17	17	4	1	39	80
C81.0 Predom.linfocit.-istioc	.	.	.	.	.	.	1	.	.	1	1
C81.1 Sclerosi nodulare	5	4	.	.	9	8	8	2	.	18	27
C81.2 Cellularita' mista	3	6	2	3	14	3	3	.	.	6	20
C81.3 Deplezione linfocitica	.	2	.	.	2	.	.	.	.	.	2
C81.9 N.a.s.	5	3	4	3	16	6	5	2	1	14	30
C82 LINFOMA NON HODGKIN FOLLIC	1	16	3	7	27	.	10	5	6	21	48
C82.0 A piccole cell.clivate	.	1	.	3	4	.	2	1	2	5	9
C82.9 N.a.s.	1	15	3	4	23	.	8	4	4	16	39
C83 LINFOMA NON HODGKIN DIFFUS	3	38	26	35	105	6	38	25	41	111	216
C83.0 A piccole cellule	.	4	2	5	11	.	3	3	1	7	18
C83.2 A cell.miste: piccole g	.	7	5	11	23	2	11	10	15	38	61
C83.3 A grandi cellule	1	15	11	14	41	3	18	8	20	49	90
C83.4 Immunoblastico	.	2	4	2	8	.	2	.	2	4	12
C83.5 Linfoblastico	1	4	1	3	9	1	2	2	3	8	17
C83.6 Indifferenziato	.	2	2	.	5	.	.	.	.	.	5
C83.7 Tumore di Burkitt	1	2	1	.	5	.	.	1	.	2	7
C83.8 Altri tipi di LNH diffu	.	2	.	.	3	.	2	1	.	3	6
C84 LINFOMI A CELLULE T	.	10	2	3	15	.	3	2	8	13	28
C84.0 Micosi fungoide	.	8	2	3	13	.	3	1	7	11	24
C84.1 Malattia di Sezary	.	.	.	.	.	.	.	.	1	1	1
C84.5 Altri/n.s.linfomi cell.	.	2	.	.	2	.	.	1	.	1	3
C85 ALTRI LINFOMI NON HODGKIN	7	44	42	49	142	2	29	40	39	110	252
C85.0 Linfosarcoma	.	1	.	.	1	.	.	.	.	.	1
C85.9 N.a.s.	7	43	42	49	141	2	29	40	39	110	251
C88 MALATTIE IMMUNOPROLIFERATI	.	1	.	1	2	.	.	.	.	.	2
C88.0 Macroglobulinemia Walde	.	1	.	1	2	.	.	.	.	.	2
C90 MIELOMA MULTIPLO	.	27	30	45	102	1	32	25	42	100	202
C90.0 Mieloma multiplo	.	22	26	44	92	1	23	19	42	85	177
C90.1 Leucemia plasmacellular	.	1	1	.	2	.	3	3	.	6	8
C90.2 Plasmocitoma extramidol	.	4	3	1	8	.	6	3	.	9	17
C91 LEUCEMIA LINFOIDE	1	25	30	34	99	.	21	15	22	72	171
C91.0 Acuta	1	5	4	2	21	.	6	.	1	21	42
C91.1 Cronica	.	20	26	32	78	.	15	15	20	50	128
C91.7 Altre	.	.	.	.	.	.	.	.	1	1	1
C92 LEUCEMIA MIELOIDE	5	29	47	48	130	2	23	23	39	88	218
C92.0 Acuta	2	19	37	33	92	1	16	15	34	67	159
C92.1 Cronica	3	10	3	11	27	1	7	6	5	19	46
C92.2 Subacuta	.	.	5	2	7	.	.	1	.	1	8
C92.9 N.a.s.	.	.	2	2	4	.	.	1	.	1	5
C95 LEUCEMIE A CELLULE N.S.	1	7	10	12	30	1	14	5	18	38	68
C95.0 Acuta	.	.	1	.	1	.	1	1	4	6	7
C95.7 Leucemia di tipi cellul	.	.	.	.	.	.	.	.	1	1	1
C95.9 N.a.s.	1	7	9	12	29	1	13	4	13	31	60
C96 ALTRE/N.a.s. EMATOLINFOPOI	1	.	.	.	1	.	.	.	.	.	1
C96.2 Tumori maligni mastcell	1	.	.	.	1	.	.	.	.	.	1

INCIDENZA E MORTALITÀ PER CANCRO IN UMBRIA, 2003-2005

TABELLA 36. REGISTRO TUMORI UMBRO DI POPOLAZIONE, 2003-2005.

Numero dei nuovi casi registrati nella popolazione residente, per eta' e per diagnosi morfologica.

ICD10	MASCHI					TOTALE	FEMMINE					TOTALE
	15-34	35-64	65-74	75+	15-34		35-64	65-74	75+	TOTALE		
C00 Labbro	.	2	3	8	13	.	.	1	3	4	17	
8010 Carcinoma	.	1	.	.	1	.	.	.	.	.	1	
8011 Epatelioma maligno	.	.	1	.	1	.	.	.	.	.	1	
8070 C.epidermoide	.	1	2	5	8	.	.	1	2	3	11	
8071 C.epidermoide cheratinizza	.	.	.	3	3	.	.	.	1	1	4	
C01 Base della lingua	.	8	2	7	17	.	.	.	.	.	17	
8000 Morfologia non nota	.	2	.	.	2	.	.	.	.	.	2	
8010 Carcinoma	.	1	.	1	2	.	.	.	.	.	2	
8011 Epatelioma maligno	.	.	.	1	1	.	.	.	.	.	1	
8070 C.epidermoide	.	4	2	3	9	.	.	.	.	.	9	
8071 C.epidermoide cheratinizza	.	1	.	1	2	.	.	.	.	.	2	
8072 C.epidermoide grandi cell.	.	.	.	1	1	.	.	.	.	.	1	
C02 Altre ns parti lingua	.	15	3	8	26	.	4	3	8	15	41	
8000 Morfologia non nota	.	.	.	1	1	.	.	.	1	1	2	
8010 Carcinoma	.	1	.	.	1	.	.	.	1	1	2	
8051 C.verrucoso	.	1	.	.	1	.	.	1	.	1	2	
8070 C.epidermoide	.	8	2	7	17	.	2	2	3	7	24	
8071 C.epidermoide cheratinizza	.	2	1	.	3	.	2	.	2	4	7	
8072 C.epidermoide grandi cell.	.	.	.	.	.	.	.	.	1	1	1	
8082 Carcinoma linfoepiteliale	.	1	.	.	1	.	.	.	.	.	1	
8800 Sarcoma	.	2	.	.	2	.	.	.	.	.	2	
C03 Gengiva	.	1	.	.	1	1	.	1	1	3	4	
8000 Morfologia non nota	.	.	.	.	.	.	.	1	.	1	1	
8010 Carcinoma	.	.	.	.	.	.	.	.	1	1	1	
8070 C.epidermoide	.	1	.	.	1	1	.	.	.	1	2	
C04 Pavimento orale	.	3	5	2	10	.	.	.	.	.	10	
8000 Morfologia non nota	.	1	.	.	1	.	.	.	.	.	1	
8010 Carcinoma	.	.	1	.	1	.	.	.	.	.	1	
8070 C.epidermoide	.	2	2	.	4	.	.	.	.	.	4	
8071 C.epidermoide cheratinizza	.	.	1	1	2	.	.	.	.	.	2	
8072 C.epidermoide grandi cell.	.	.	.	1	1	.	.	.	.	.	1	
8200 C.adenoide cistico	.	.	1	.	1	.	.	.	.	.	1	
C05 Palato	.	8	1	.	9	.	3	1	2	6	15	
8000 Morfologia non nota	.	.	.	.	.	.	.	.	1	1	1	
8010 Carcinoma	.	2	.	.	2	.	.	.	.	.	2	
8051 C.verrucoso	.	1	.	.	1	.	.	.	1	1	2	
8070 C.epidermoide	.	5	.	.	5	.	2	.	.	2	7	
8140 Adenocarcinoma	.	.	1	.	1	.	1	.	.	1	2	
8200 C. adenoide cistico	.	.	.	.	.	.	.	1	.	1	1	
C06 Altre ns parti bocca	.	7	5	3	15	.	3	1	1	5	20	
8000 Morfologia non nota	.	.	1	.	1	.	.	.	.	.	1	
8010 Carcinoma	.	.	.	.	.	.	1	.	1	2	2	
8070 C.epidermoide	.	4	1	1	6	.	2	.	.	2	8	
8071 C.epidermoide cheratinizza	.	2	3	2	7	.	.	1	.	1	8	
8800 Sarcoma	.	1	.	.	1	.	.	.	.	.	1	
C07 Parotide	.	7	2	10	19	.	4	6	6	16	35	
8000 Morfologia non nota	.	2	.	3	5	.	1	.	.	1	6	
8010 Carcinoma	.	1	.	.	1	.	.	2	.	2	3	
8021 C.anaplastico	.	.	.	1	1	.	.	.	.	.	1	
8032 C.a cellule fusate	.	.	.	.	.	.	.	.	1	1	1	
8070 C.epidermoide	.	.	.	4	4	.	.	.	1	1	5	
8071 C.epidermoide cheratinizza	.	.	1	1	2	.	.	.	1	1	3	
8140 Adenocarcinoma	.	1	.	.	1	.	.	1	1	2	3	
8200 C.adenoide cistico	.	.	.	.	.	.	.	.	1	1	1	
8430 C.mucoepidermoide	.	3	1	.	4	.	1	.	.	1	5	
8440 Cistoadenocarcinoma	.	.	.	.	.	.	1	.	.	1	1	
8550 C.a cellule acinose	.	.	.	.	.	.	1	2	1	4	4	
8940 Tumore misto maligno	.	.	.	1	1	.	.	1	.	1	2	
C08 Altre n.s.ghiand.saliv.maggi	.	1	.	5	6	.	2	.	4	6	12	
8000 Morfologia non nota	.	.	.	1	1	.	.	.	.	.	1	
8010 Carcinoma	.	.	.	.	.	.	2	.	1	3	3	
8041 C.a piccole cellule	.	.	.	1	1	.	.	.	.	.	1	
8070 C.epidermoide	.	1	.	1	2	.	.	.	2	2	4	
8071 C.epidermoide cheratinizza	.	.	.	1	1	.	.	.	.	.	1	
8140 Adenocarcinoma	.	.	.	1	1	.	.	.	1	1	2	
C09 Tonsille	.	3	2	1	6	.	1	1	1	3	9	
8000 Morfologia non nota	.	.	.	.	.	.	1	.	.	1	1	
8070 C.epidermoide	.	3	2	1	6	.	.	1	1	2	8	
C10 Orofaringe	.	4	1	3	8	.	.	.	.	.	8	
8000 Morfologia non nota	.	.	.	1	1	.	.	.	.	.	1	
8010 Carcinoma	.	1	.	.	1	.	.	.	.	.	1	
8070 C.epidermoide	.	2	1	1	4	.	.	.	.	.	4	
8071 C.epidermoide cheratiniz.	.	.	.	1	1	.	.	.	.	.	1	
8072 C.epidermoide grandi cell.	.	1	.	.	1	.	.	.	.	.	1	

INCIDENZA E MORTALITÀ PER CANCRO IN UMBRIA. 2003-2005

Segue tabella 36

C11 Nasofaringe	.	9	4	1	15	.	1	.	.	1	16
8010 Carcinoma	.	2	.	1	3	.	.	.	.	.	3
8070 C.epidermoide	.	4	3	.	7	.	1	.	.	1	8
8071 C.epidermoide cheratiniz.	.	.	1	.	1	.	.	.	.	.	1
8072 C.epidermoide grandi cell.	.	3	.	.	4	.	.	.	.	.	4
C12 Seno piriforme	.	2	7	3	12	.	1	.	.	1	13
8070 C.epidermoide	.	2	6	2	10	.	1	.	.	1	11
8072 C.epidermoide grandi cell.	.	.	.	1	1	.	.	.	.	.	1
8140 Adenocarcinoma	.	.	1	.	1	.	.	.	.	.	1
C13 Ipofaringe	.	2	1	1	4	.	1	.	.	1	5
8010 Carcinoma	.	1	.	.	1	.	.	.	.	.	1
8070 C.epidermoide	.	1	1	1	3	.	1	.	.	1	4
C14 Al.n.s.sedi lab.cav.or.farin	.	2	.	2	4	.	.	1	1	2	6
8000 Morfologia non nota	.	1	.	1	2	.	.	1	1	2	4
8010 Carcinoma	.	1	.	.	1	.	.	.	.	.	1
8800 Sarcoma	.	.	.	1	1	.	.	.	.	.	1
C15 Esofago	.	22	15	20	57	1	3	4	10	18	75
8000 Morfologia non nota	.	1	1	3	5	1	.	.	3	4	9
8010 Carcinoma	.	2	3	1	6	.	.	.	1	1	7
8020 C.indifferenziato	.	.	1	.	1	.	.	.	.	.	1
8070 C.epidermoide	.	12	8	9	29	.	3	4	4	11	40
8071 C.epidermoide cheratinizza	.	1	.	.	1	.	.	.	.	.	1
8072 C.epidermoide grandi cellu	.	1	.	1	2	.	.	.	.	.	2
8140 Adenocarcinoma	.	4	2	6	12	.	.	.	2	2	14
8560 C.adenosquamoso	.	1	.	.	1	.	.	.	.	.	1
C16 Stomaco	1	137	220	326	684	.	76	124	260	460	1144
8000 Morfologia non nota	.	1	4	10	15	.	3	2	15	20	35
8010 Carcinoma	.	2	4	5	11	.	.	2	11	13	24
8020 C.indifferenziato	.	2	.	1	3	.	2	.	3	5	8
8041 C.piccole cellule	.	.	.	.	.	.	.	1	.	1	1
8140 Adenocarcinoma	2	176	232	292	702	.	145	145	291	581	1283
8210 ADC in polipo adenomatoso	.	42	38	43	123	.	30	26	30	86	209
8240 Carcinoide maligno	2	4	1	.	7	.	.	.	.	1	8
8246 C.neuroendocrino	.	.	1	.	1	.	.	.	.	.	1
8260 ADC papillare	.	.	.	1	1	.	.	.	2	2	3
8261 ADC in adenoma villosa	.	.	1	1	2	.	.	.	.	.	2
8480 ADC mucinoso	.	11	24	38	73	.	15	17	31	63	136
8490 C.a cellule a sigillo	.	3	2	3	8	.	3	2	2	7	15
8800 Sarcoma	.	.	.	.	.	.	1	.	.	1	1
8801 Sarcoma a cellule fusate	.	1	.	.	1	.	.	.	.	.	1
8890 Leiomiomasarcoma	.	1	.	.	1	.	.	.	.	.	1
8936 Tumore stromale gastrointe	.	.	.	1	1	.	1	.	1	2	3
C17 Piccolo intestino	.	6	4	6	16	.	5	2	9	16	32
8000 Morfologia non nota	.	1	.	1	2	.	.	.	1	1	3
8010 Carcinoma	.	.	.	.	.	.	1	.	2	3	3
8041 C.a piccole cellule	.	1	.	.	1	.	1	.	.	1	2
8140 Adenocarcinoma	.	1	2	3	6	.	.	1	4	5	11
8240 Carcinoide maligno	.	1	2	.	3	.	2	.	1	3	6
8243 Tum.mucocarcinoide mal.	.	.	.	.	.	.	.	1	.	1	1
8246 C.neuroendocrino	.	1	.	.	1	.	.	.	.	.	1
8480 ADC mucinoso	.	.	.	1	1	.	.	.	.	.	1
8720 Melanoma maligno	.	1	.	.	1	.	.	.	.	.	1
8890 Leiomiomasarcoma	.	.	.	.	.	.	1	.	.	1	1
8936 Tumore stromale gastrointe	.	.	.	1	1	.	.	.	1	1	2
C18 Colon	4	243	307	395	949	.	200	195	386	782	1731
8000 Morfologia non nota	.	1	4	10	15	.	3	2	15	20	35
8010 Carcinoma	.	2	4	5	11	.	.	2	11	13	24
8020 C.indifferenziato	.	2	.	1	3	.	2	.	3	5	8
8041 C.piccole cellule	.	.	.	.	.	.	.	1	.	1	1
8140 Adenocarcinoma	2	176	232	292	702	.	145	145	291	581	1283
8210 ADC in polipo adenomatoso	.	42	38	43	123	.	30	26	30	86	209
8240 Carcinoide maligno	2	4	1	.	7	.	.	.	.	1	8
8246 C.neuroendocrino	.	.	1	.	1	.	.	.	.	.	1
8260 ADC papillare	.	.	.	1	1	.	.	.	2	2	3
8261 ADC in adenoma villosa	.	.	1	1	2	.	.	.	.	.	2
8480 ADC mucinoso	.	11	24	38	73	.	15	17	31	63	136
8490 C.a cellule a sigillo	.	3	2	3	8	.	3	2	2	7	15
8800 Sarcoma	.	.	.	.	.	.	1	.	.	1	1
8801 Sarcoma a cellule fusate	.	1	.	.	1	.	.	.	.	.	1
8890 Leiomiomasarcoma	.	1	.	.	1	.	.	.	.	.	1
8936 Tumore stromale gastrointe	.	.	.	1	1	.	1	.	1	2	3
C19 Giunz.rettosigmoidea	.	33	57	50	140	1	32	53	45	131	271
8000 Morfologia non nota	.	.	.	1	1	.	.	.	2	2	3
8010 Carcinoma	.	.	.	1	1	.	1	1	.	2	3
8124 C.cloacogenico	.	.	.	.	.	.	1	.	.	1	1
8140 Adenocarcinoma	.	27	42	38	107	.	23	43	33	99	206
8210 ADC in polipo adenomatoso	.	4	6	5	15	.	6	6	9	21	36
8260 ADC papillare	.	.	.	2	2	.	.	.	.	.	2
8262 ADC villosa	.	.	1	.	1	.	.	.	.	.	1
8480 ADC mucinoso	.	2	7	3	12	.	1	3	1	5	17
8490 C.a cellule a sigillo	.	.	1	.	1	1	.	.	.	1	2

INCIDENZA E MORTALITÀ PER CANCRO IN UMBRIA, 2003-2005

Segue tabella 36

C20 Retto	4	100	109	130	343	.	59	68	95	222	565
8000 Morfologia non nota	.	.	2	2	4	.	.	.	2	2	6
8010 Carcinoma	.	1	2	5	8	.	2	1	2	5	13
8070 C.epidermoide	.	.	1	.	1	.	.	.	1	1	2
8140 Adenocarcinoma	3	74	83	101	261	.	41	52	75	168	429
8210 ADC in polipo adenomatoso	.	15	16	17	48	.	12	12	10	34	82
8240 Carcinoide maligno	.	2	.	.	2	.	1	.	.	1	3
8480 ADC mucinoso	.	7	5	4	16	.	1	2	5	8	24
8490 C.a cellule a sigillo	1	1	.	.	2	.	2	1	.	3	5
8730 Melanoma amelanotico	.	.	.	1	1	.	.	.	.	.	1
C21 Ano e canale anale	1	4	8	4	17	.	9	6	9	24	41
8051 C.verrucoso	.	1	.	.	1	.	.	.	.	.	1
8070 C.epidermoide	1	2	2	.	5	.	4	4	3	11	16
8071 C.epidermoide cheratin.	.	1	1	.	2	.	1	.	1	2	4
8123 C.basaloide	.	.	.	.	.	.	2	1	1	4	4
8140 Adenocarcinoma	.	.	4	3	7	.	2	1	1	4	11
8210 ADC in polipo adenomat.	.	.	1	.	1	.	.	.	1	1	2
8480 ADC mucinoso	.	.	.	1	1	.	.	.	.	.	1
8490 C.a cellule a sigillo	.	.	.	.	.	.	.	.	1	1	1
8936 Tumore stromale gastrointeste	.	.	.	.	.	.	.	.	1	1	1
C22 Fegato dotti intraepatici	.	57	96	117	270	.	19	44	83	146	416
8000 Morfologia non nota	.	5	5	18	28	.	1	11	17	29	57
8010 Carcinoma	.	.	5	4	9	.	1	.	4	5	14
8041 C.a piccole cellule	.	.	.	.	.	.	.	.	1	1	1
8140 Adenocarcinoma	.	.	2	1	3	.	.	.	.	.	3
8160 C.colangio cellulare	.	4	5	6	15	.	3	6	6	15	30
8161 Cistoadenoc. duttale bil.	.	.	.	1	1	.	.	.	.	.	1
8162 Tumore di Klatzskin	.	.	.	1	1	.	.	.	.	.	1
8170 C.epatocellulare	.	46	72	83	201	.	14	25	54	93	294
8174 C.epatocell.cell.chiare	.	.	.	.	.	.	.	1	1	2	2
8180 Colangioepatoma maligno	.	.	1	.	1	.	.	.	.	.	1
8190 ADC trabecolare	.	.	2	.	2	.	.	.	.	.	2
8240 Carcinoide maligno	.	.	1	.	1	.	.	.	.	.	1
8246 Carcinoma neuroendocrino	.	.	1	.	1	.	.	1	.	1	2
8310 ADC a cellule chiare	.	.	.	2	2	.	.	.	.	.	2
8800 Sarcoma	.	.	1	1	2	.	.	.	.	.	2
8803 Sarcoma a piccole cellule	.	1	.	.	1	.	.	.	.	.	1
8890 Leiomiosarcoma	.	1	.	.	1	.	.	.	.	.	1
9130 Emangioendotelioma maligno	.	.	1	.	1	.	.	.	.	.	1
C23 Colecisti	.	5	10	15	30	.	12	21	32	65	95
8000 Morfologia non nota	.	1	.	4	5	.	2	1	11	14	19
8010 Carcinoma	.	.	1	3	4	.	.	2	3	5	9
8070 C.epidermoide	.	.	.	.	.	.	1	.	.	1	1
8140 Adenocarcinoma	.	3	6	6	15	.	9	16	13	38	53
8160 C.colangio cellulare	.	1	1	1	3	.	.	1	2	3	6
8260 ADC papillare	.	.	.	1	1	.	.	.	.	.	1
8310 ADC a cellule chiare	.	.	.	.	.	.	.	.	1	1	1
8480 ADC mucinoso	.	.	.	.	.	.	.	.	1	1	1
8490 C.a cellule a sigillo	.	.	.	.	.	.	.	1	.	1	1
8560 C.adenosquamoso	.	.	1	.	1	.	.	.	1	1	2
8800 Sarcoma	.	.	1	.	1	.	.	.	.	.	1
C24 Al.n.s.parti vie biliari	.	10	18	31	59	.	8	13	37	58	117
8000 Morfologia non nota	.	.	1	9	10	.	1	3	20	24	34
8001 Cellule tumorali maligne	.	.	.	1	1	.	.	.	.	.	1
8010 Carcinoma	.	.	.	3	3	.	1	1	4	6	9
8020 C.indifferenziato	.	.	.	1	1	.	.	.	.	.	1
8140 Adenocarcinoma	.	7	11	8	26	.	2	7	10	19	45
8160 C.colangio cellulare	.	3	4	9	16	.	2	2	3	7	23
8240 Carcinoide maligno	.	.	.	.	.	.	1	.	.	1	1
8260 ADC papillare	.	.	1	.	1	.	.	.	.	.	1
8480 ADC mucinoso	.	.	1	.	1	.	1	.	.	1	2
C25 Pancreas	1	83	58	88	230	.	40	54	106	200	430
8000 Morfologia non nota	.	29	20	51	100	.	13	21	82	116	216
8002 Tumore mal. piccole cell.	.	.	.	1	1	.	.	.	.	.	1
8010 Carcinoma	.	8	8	12	28	.	1	4	8	13	41
8020 C.indifferenziato	.	1	.	.	1	.	1	.	.	1	2
8021 C.anaplastico	.	1	.	.	1	.	.	.	.	.	1
8140 Adenocarcinoma	1	36	21	20	78	.	17	21	11	49	127
8151 Insulinoma maligno	.	.	.	.	.	.	.	.	1	1	1
8246 Carcinoma neuroendocrino	.	.	1	1	2	.	1	.	.	1	3
8260 ADC papillare	.	.	.	.	.	.	.	.	1	2	2
8310 ADC a cellule chiare	.	.	1	.	1	.	.	1	.	1	2
8480 ADC mucinoso	.	.	.	.	.	.	1	1	1	3	3
8500 C.duttale	.	8	6	2	16	.	5	6	2	13	29
8550 C.a cellule acinose	.	.	1	1	2	.	.	.	.	.	2
C26 Al.mal def.organi digerenti	.	3	1	4	8	1	.	2	10	13	21
8000 Morfologia non nota	.	1	1	3	5	.	.	2	9	11	16
8010 Carcinoma	.	.	.	.	.	.	.	.	1	1	1
8041 C.piccole cellule	.	.	.	.	.	1	.	.	.	1	1
8140 Adenocarcinoma	.	1	.	1	2	.	.	.	.	.	2
8800 Sarcoma	.	1	.	.	1	.	.	.	.	.	1



INCIDENZA E MORTALITÀ PER CANCRO IN UMBRIA. 2003-2005

Segue tabella 36

C30 Cavità nasali orecc.medio	.	2	2	1	5	.	1	3	3	7	12
8000 Morfologia non nota	.	.	.	1	1	.	1	.	2	3	4
8010 Carcinoma	.	.	.	.	.	.	.	1	1	2	2
8020 C.indifferenziato	.	1	.	.	1	.	.	.	.	.	1
8070 C.epidermoide	.	.	1	.	1	.	.	1	.	1	2
8071 C.epidermoide cheratinizz	.	.	1	.	1	.	.	.	.	.	1
8140 Adenocarcinoma	.	1	.	.	1	.	.	.	.	.	1
8260 ADC papillare	.	.	.	.	.	.	.	1	.	1	1
C31 Seni accessori	1	6	.	3	10	.	.	2	2	4	14
8000 Morfologia non nota	.	1	.	1	2	.	.	.	.	.	2
8010 Carcinoma	.	1	.	.	1	.	.	.	1	1	2
8020 C.indifferenziato	.	1	.	.	1	.	.	.	.	.	1
8070 C.epidermoide	.	2	.	2	4	.	.	2	.	2	6
8200 C.adenocistico	1	.	.	.	1	.	.	.	1	1	2
8830 Istiocitoma fibr. mal.	.	1	.	.	1	.	.	.	.	.	1
C32 Laringe	1	63	55	63	182	.	10	.	2	12	194
8000 Morfologia non nota	.	2	3	1	6	.	.	.	.	.	6
8010 Carcinoma	.	8	1	4	13	.	.	.	.	.	13
8051 C.verrucoso	.	5	1	2	8	.	.	.	.	.	8
8070 C.epidermoide	1	36	37	42	116	.	6	.	1	7	123
8071 C.epidermoide cheratinizza	.	12	10	13	35	.	2	.	1	3	38
8072 C.epidermoide grandi cellu	.	.	2	1	3	.	2	.	.	2	5
8140 Adenocarcinoma	.	.	1	.	1	.	.	.	.	.	1
C33 Trachea	.	3	5	4	12	.	3	1	.	4	16
8010 Carcinoma	.	.	1	.	1	.	.	.	.	.	1
8012 C.cellule larghe	.	1	1	.	2	.	.	1	.	1	3
8042 Microcitoma	.	1	.	.	1	.	.	.	.	.	1
8070 C.epidermoide	.	1	2	3	6	.	.	.	.	.	6
8071 C.epidermoide cheratin.	.	.	.	1	1	.	.	.	.	.	1
8140 Adenocarcinoma	.	.	1	.	1	.	1	.	.	1	2
8200 C.adenocistico	.	.	.	.	.	.	1	.	.	1	1
8240 Carcinomide maligno	.	.	.	.	.	.	1	.	.	1	1
C34 Bronchi e polmoni	2	306	404	455	1167	.	97	99	131	327	1494
8000 Morfologia non nota	.	16	27	74	117	.	4	6	24	34	151
8001 Cellule tumorali maligne	.	.	.	1	1	.	.	.	.	.	1
8010 Carcinoma	.	55	66	95	216	.	17	20	33	70	286
8012 C.a grandi cellule	.	11	14	5	30	.	3	1	3	7	37
8020 C.indifferenziato	.	3	10	5	18	.	1	.	1	2	20
8021 C.anaplastico	.	2	1	2	5	.	1	.	.	1	6
8022 C.pleomorfo	.	.	.	.	.	.	1	.	.	1	1
8030 C.cellule giganti e fusate	.	.	1	.	1	.	.	.	.	.	1
8042 Microcitoma	.	38	54	37	129	.	11	11	9	31	160
8070 C.epidermoide	.	68	101	104	273	.	12	20	9	41	314
8071 C.epidermoide cheratin.	.	3	9	5	17	.	.	.	1	1	18
8072 C.epidermoide grandi cellu	.	3	15	10	28	.	2	2	.	4	32
8140 Adenocarcinoma	2	96	91	109	298	.	31	30	43	104	402
8240 Carcinomide maligno	.	4	3	1	8	.	5	6	4	15	23
8246 Carcinoma neuroendocrino	.	.	.	.	.	.	1	1	.	2	2
8250 ADC bronchiolo alveolare	.	2	6	4	12	.	2	2	1	5	17
8251 ADC alveolare	.	.	.	.	.	.	1	.	.	1	1
8260 ADC papillare	.	.	3	.	3	.	.	.	.	.	3
8310 ADC a cellule chiare	.	2	1	.	3	.	.	.	.	.	3
8430 C. mucoepidermoide	.	.	.	1	1	.	.	.	.	.	1
8480 ADC mucinoso	.	2	1	.	3	.	2	.	.	2	5
8490 C.a cellule a sigillo	.	.	.	.	.	.	1	.	.	1	1
8550 C.a cellule acinose	.	1	.	.	1	.	.	.	.	.	1
8560 C.adenosquamoso	.	.	1	1	2	.	1	.	2	3	5
8720 Melanoma maligno	.	.	.	1	1	.	.	.	1	1	2
8800 Sarcoma	.	.	.	.	.	.	1	.	.	1	1
C37 Timo	.	2	1	1	5	.	4	2	.	6	11
8000 Morfologia non nota	.	.	1	.	1	.	1	.	.	1	2
8041 C.a piccole cellule	.	.	.	.	.	.	1	.	.	1	1
8580 Timoma maligno	.	2	.	1	4	.	2	1	.	3	7
8585 Carcinoma timico	.	.	.	.	.	.	.	1	.	1	1
C38 Cuore mediastino pleura	.	2	1	.	3	1	1	1	.	3	6
8000 Morfologia non nota	.	1	1	.	2	.	.	1	.	1	3
8010 Carcinoma	.	1	.	.	1	.	.	.	.	.	1
8041 C.a piccole cellule	.	.	.	.	.	.	1	.	.	1	1
8830 Istiocitoma fibr.mal.	.	.	.	.	.	1	.	.	.	1	1
C39 Al.mal def.org.resp.intrator	.	.	.	.	.	.	.	.	1	1	1
8000 Morfologia non nota	.	.	.	.	.	.	.	.	1	1	1
C40 Ossa cart.art.arti	1	6	3	2	16	.	3	.	1	6	22
8000 Morfologia non nota	1	2	1	.	4	.	.	.	.	.	4
8800 Sarcoma	.	1	.	.	1	.	.	.	.	.	1
8804 Sarcoma a cellule epitelio	.	1	.	.	1	.	.	.	.	.	1
9040 Sarcoma sinoviale	.	1	.	.	1	.	.	.	.	.	1
9120 Emangiosarcoma	.	.	.	1	1	.	.	.	.	.	1
9180 Osteosarcoma	.	1	1	.	4	.	1	.	1	3	7
9220 Condrosarcoma	.	.	1	1	2	.	2	.	.	2	4
9260 Sarcoma di Ewing	.	.	.	.	2	.	.	.	.	1	3

INCIDENZA E MORTALITÀ PER CANCRO IN UMBRIA, 2003-2005

Segue tabella 36

C41 Ossa cart.art.altre e ns sed	.	6	.	2	9	.	1	1	1	4	13
8000 Morfologia non nota	.	.	.	.	.	.	.	1	.	1	1
8041 C.a piccole cellule	.	.	.	.	.	.	.	.	1	1	1
8800 Sarcoma	.	.	.	1	1	.	1	.	.	1	2
9180 Osteosarcoma	.	1	.	.	1	.	.	.	.	1	2
9220 Condrosarcoma	.	3	.	1	4	.	.	.	.	.	4
9260 Sarcoma di Ewing	.	.	.	.	1	.	.	.	.	.	1
9370 Cordoma	.	2	.	.	2	.	.	.	.	.	2
C43 Melanoma della pelle	11	60	38	34	143	19	66	22	33	141	284
8000 Morfologia non nota	.	.	.	.	.	.	1	.	.	1	1
8720 Melanoma	2	19	11	9	41	4	20	10	8	42	83
8721 Melanoma nodulare	1	8	9	4	22	2	7	2	11	22	44
8723 Melanoma maligno in regres	.	1	.	.	1	.	.	.	.	.	1
8730 Melanoma amelanotico	.	2	.	2	4	.	1	1	3	5	9
8740 Melanoma in nevo giunziona	.	.	.	.	.	.	1	.	.	1	1
8742 Melanoma in lentigo mal.	.	1	5	3	9	.	1	1	1	3	12
8743 Melanoma a diff. superfic.	4	26	11	14	55	9	28	4	5	47	102
8744 Melanoma lentiginoso acral	1	1	.	1	3	.	2	3	2	7	10
8761 Melanoma in nevo pigmentat	1	.	.	.	1	.	.	.	.	.	1
8771 Melanoma cell. epitelioidi	2	2	2	1	7	4	5	1	3	13	20
C44 Pelle non melanomi	16	281	523	739	1560	18	219	263	692	1192	2752
8000 Morfologia non nota	.	4	10	3	17	1	7	4	8	20	37
8010 Carcinoma	.	.	2	2	4	.	.	2	4	6	10
8011 Epitelioma maligno	.	7	10	8	25	1	1	2	9	13	38
8041 C.a piccole cellule	.	2	.	1	3	.	.	.	1	1	4
8051 C.verrucoso	.	2	5	10	17	.	1	2	10	13	30
8070 C.epidermoide	1	35	74	158	268	.	12	25	154	191	459
8071 C.epidermoide cheratinizza	.	13	26	40	79	.	7	15	54	76	155
8072 C.epidermoide grandi cellu	.	.	4	6	10	.	.	1	6	7	17
8090 C.basocellulare	14	214	384	498	1111	14	184	209	433	840	1951
8093 C.basocellul.tipo fibroepi	1	.	.	.	1	.	.	.	.	.	1
8094 C.baso spinocellulare	.	1	4	8	13	.	1	1	5	7	20
8400 ADC delle ghiand.sudoripar	.	.	.	.	.	.	.	1	.	1	1
8402 Poroma eccrino maligno	.	.	.	1	1	.	.	.	.	.	1
8410 Adenocarcinoma sebaceo	.	.	1	.	1	.	.	.	1	1	2
8542 Malattia Paget extramammar	.	.	.	.	.	.	1	.	1	2	2
8811 Fibromixosarcoma	.	.	.	.	.	.	.	.	1	1	1
8830 Istiocitoma fibr.mal.	.	.	.	2	2	.	1	.	2	3	5
8832 Dermatofibrosarcoma	.	3	1	.	4	2	3	.	1	6	10
8850 Fibroliposarcoma	.	.	1	.	1	.	.	.	1	1	2
8854 Liposarcoma pleomorfo	.	.	.	1	1	.	.	.	.	.	1
8890 Leiomiosarcoma	.	.	.	1	1	.	.	.	.	.	1
9120 Emangiosarcoma	.	.	.	.	.	.	.	1	1	2	2
9560 Neurilemmoma maligno	.	.	1	.	1	.	1	.	.	1	2
C45 Mesotelioma	.	11	7	6	24	.	5	2	6	13	37
8000 Morfologia non nota	.	.	1	.	1	.	.	.	.	.	1
9050 Mesotelioma	.	11	6	5	22	.	5	2	6	13	35
9052 Mesotel.epitelioido	.	.	.	1	1	.	.	.	.	.	1
C46 Sarcoma di Kaposi	.	2	.	1	3	.	.	.	.	.	3
9140 Sarcoma di Kaposi	.	2	.	1	3	.	.	.	.	.	3
C47 Nervi periferici s.n.auto	.	.	.	.	.	.	.	.	1	1	1
9560 Schwannoma maligno	.	.	.	.	.	.	.	.	1	1	1
C48 Retroperit.peritoneo	.	4	4	2	10	.	2	3	2	7	17
8000 Morfologia non nota	.	1	1	.	2	.	.	.	1	1	3
8010 Carcinoma	.	.	1	.	1	.	.	.	.	.	1
8800 Sarcoma	.	1	1	.	2	.	.	1	.	1	3
8801 Sarcoma a cell.fusate	.	.	1	.	1	.	.	.	.	.	1
8850 Liposarcoma	.	1	.	1	2	.	1	.	1	2	4
8851 Liposarcoma ben diff.	.	1	.	1	2	.	.	.	.	.	2
8890 Leiomiosarcoma	.	.	.	.	.	.	1	1	.	2	2
8936 Tumore stromale gastrointe	.	.	.	.	.	.	.	1	1	1	1
C49 Tess.connettivo e molle	7	8	15	10	41	2	11	8	11	34	75
8000 Morfologia non nota	2	.	1	2	5	1	3	1	2	7	12
8010 Carcinoma	.	.	.	.	.	.	.	1	.	1	1
8800 Sarcoma	3	1	5	4	14	.	3	3	2	8	22
8830 Istiocit.fibroso maligno	.	.	2	2	4	.	.	2	2	4	8
8850 Liposarcoma	.	2	4	1	7	.	2	1	2	5	12
8851 Liposarcoma ben diff.	.	.	1	.	1	.	1	.	.	1	2
8852 Liposarcoma mixoide	1	2	1	.	4	.	.	.	1	1	5
8890 Leiomiosarcoma	.	1	1	.	2	.	1	.	1	2	4
8900 Rabdomiosarcoma	.	.	.	.	.	.	1	.	.	2	2
8920 Rabdomiosarc.alveolare	.	.	.	1	1	.	.	.	.	.	1
9040 Sarcoma sinoviale	.	1	.	.	1	.	.	.	.	.	1
9120 Emangiosarcoma	.	.	.	.	.	.	.	.	1	1	1
9150 Emangiopericitoma maligno	.	.	.	.	.	1	.	.	.	1	1
9500 Neuroblastoma	.	.	.	.	.	.	.	.	.	1	1
9581 Sarcoma alveolare parti mo	1	1	.	.	2	.	.	.	.	.	2

INCIDENZA E MORTALITÀ PER CANCRO IN UMBRIA. 2003-2005

Segue tabella 36

C50 Mammella	.	4	4	12	20	30	989	417	471	1907	1927
8000 Morfologia non nota	.	.	.	.	.	2	24	12	18	56	56
8001 Cellule tumorali maligne	.	.	.	.	.	.	.	.	1	1	1
8010 Carcinoma	.	2	2	2	6	6	75	26	49	156	162
8070 C.epidermoide	.	.	.	.	.	.	1	.	1	2	2
8201 C.cribriforme	.	.	.	.	.	.	3	4	.	7	7
8211 ADC tubulare	.	.	.	.	.	.	11	2	1	14	14
8480 ADC mucinoso	.	.	.	.	.	.	10	12	15	37	37
8500 C.duttale	.	1	2	10	13	20	724	290	325	1359	1372
8501 Comedocarcinoma	.	.	.	.	.	.	12	3	.	15	15
8502 C.secretorio mamm.	.	.	.	.	.	.	1	.	.	1	1
8503 ADC.papillare	.	.	.	.	.	.	7	8	5	20	20
8510 C.midollare	.	.	.	.	.	.	6	1	1	8	8
8512 C.midollare stroma linfoid	.	.	.	.	.	.	1	.	.	1	1
8520 C.lobulare infiltrante	.	1	.	.	1	.	91	46	40	177	178
8521 C.duttulare infiltrante	.	.	.	.	.	.	.	.	1	1	1
8522 C.duttale e lobulare	.	.	.	.	.	.	15	9	9	33	33
8540 Morbo Paget della mammella	.	.	.	.	.	.	3	2	2	7	7
8541 M.Paget e c.duttale infilt	.	.	.	.	.	.	.	1	.	1	1
8543 M.Paget e c.intraduttale	.	.	.	.	.	.	1	.	.	1	1
8560 C.adenosquamoso	.	.	.	.	.	.	.	1	.	1	1
8800 Sarcoma	.	.	.	.	.	.	1	.	.	1	1
8811 Fibromixosarcoma	.	.	.	.	.	1	.	.	.	1	1
8980 Carcinosarcoma	.	.	.	.	.	.	.	.	1	1	1
9020 Cistosarcoma filloide mali	.	.	.	.	.	.	3	.	1	4	4
9120 Emangiosarcoma	.	.	.	.	.	1	.	.	1	2	2
C51 Vulva	.	.	.	.	.	.	10	12	32	54	54
8000 Morfologia non nota	.	.	.	.	.	.	1	1	.	2	2
8010 Carcinoma	.	.	.	.	.	.	.	1	.	1	1
8051 C.verrucoso	.	.	.	.	.	.	.	.	1	1	1
8070 C.epidermoide	.	.	.	.	.	.	5	6	13	24	24
8071 C.epidermoide cheratinizza	.	.	.	.	.	.	1	1	12	14	14
8072 C.epidermoide grandi cell.	.	.	.	.	.	.	1	.	1	2	2
8140 Adenocarcinoma	.	.	.	.	.	.	.	.	2	2	2
8480 ADC mucinoso	.	.	.	.	.	.	.	1	.	1	1
8542 Malattia Paget extramammar	.	.	.	.	.	.	1	1	2	4	4
8721 Melanoma nodulare	.	.	.	.	.	.	1	1	.	2	2
8980 Carcinosarcoma	.	.	.	.	.	.	.	.	1	1	1
C52 Vagina	.	.	.	.	.	.	3	5	11	19	19
8000 Morfologia non nota	.	.	.	.	.	.	1	1	1	3	3
8010 Carcinoma	.	.	.	.	.	.	.	.	2	2	2
8051 C.verrucoso	.	.	.	.	.	.	.	.	1	1	1
8070 C.epidermoide	.	.	.	.	.	.	.	2	2	4	4
8071 C.epidermoide cheratinizza	.	.	.	.	.	.	1	2	4	7	7
8072 C.epidermoide grandi cell.	.	.	.	.	.	.	.	.	1	1	1
8140 Adenocarcinoma	.	.	.	.	.	.	1	.	.	1	1
C53 Collo dell'utero	.	.	.	.	.	9	55	24	22	110	110
8000 Morfologia non nota	.	.	.	.	.	3	.	5	1	9	9
8010 Carcinoma	.	.	.	.	.	.	7	2	1	10	10
8070 C.epidermoide	.	.	.	.	.	5	23	8	9	45	45
8071 C.epidermoide cheratin.	.	.	.	.	.	.	8	3	1	12	12
8072 C.epidermoide grandi cell.	.	.	.	.	.	.	10	1	2	13	13
8140 Adenocarcinoma	.	.	.	.	.	.	5	3	6	14	14
8310 ADC a cellule chiare	.	.	.	.	.	.	.	2	1	3	3
8430 C.mucoepidermoide	.	.	.	.	.	.	1	.	.	1	1
8722 Melanoma a cellule globose	.	.	.	.	.	1	.	.	.	1	1
8890 Leiomiomasarcoma	.	.	.	.	.	.	.	.	1	1	1
8990 Mesenchinoma maligno	.	.	.	.	.	.	1	.	.	1	1
C54 Corpo dell'utero	.	.	.	.	.	2	157	112	102	373	373
8000 Morfologia non nota	.	.	.	.	.	.	6	3	9	18	18
8010 Carcinoma	.	.	.	.	.	1	11	5	9	26	26
8050 C.papillare	.	.	.	.	.	.	1	.	.	1	1
8140 Adenocarcinoma	.	.	.	.	.	1	36	26	29	92	92
8310 ADC a cellule chiare	.	.	.	.	.	.	1	.	1	2	2
8380 C.endometrioid	.	.	.	.	.	.	87	71	49	207	207
8480 ADC mucinoso	.	.	.	.	.	.	2	1	.	3	3
8560 C.adenosquamoso	.	.	.	.	.	.	2	.	2	4	4
8800 Sarcoma	.	.	.	.	.	.	3	1	.	4	4
8890 Leiomiomasarcoma	.	.	.	.	.	.	6	2	2	10	10
8935 Sarcoma stromale	.	.	.	.	.	.	1	.	.	1	1
8980 Carcinosarcoma	.	.	.	.	.	.	1	3	1	5	5
C55 Utero n.s.	.	.	.	.	.	.	3	.	3	6	6
8000 Morfologia non nota	.	.	.	.	.	.	1	.	2	3	3
8010 Carcinoma	.	.	.	.	.	.	1	.	1	2	2
8140 Adenocarcinoma	.	.	.	.	.	.	1	.	.	1	1

INCIDENZA E MORTALITÀ PER CANCRO IN UMBRIA, 2003-2005

Segue tabella 36

C56 Ovaio	.	.	.	.	.	13	101	68	77	260	260
8000 Morfologia non nota	.	.	.	.	.	3	8	3	20	34	34
8001 Cellule tumorali maligne	.	.	.	.	.	.	.	1	.	1	1
8010 Carcinoma	.	.	.	.	.	.	18	18	17	53	53
8020 C.indifferenziato	.	.	.	.	.	.	.	.	1	1	1
8021 C.anaplastico	.	.	.	.	.	.	1	.	.	1	1
8050 C.papillare	.	.	.	.	.	.	1	2	1	4	4
8120 C.cellule di transizione	.	.	.	.	.	.	.	.	1	1	1
8140 Adenocarcinoma	.	.	.	.	.	1	8	10	9	28	28
8260 ADC papillare	.	.	.	.	.	.	4	1	1	6	6
8310 ADC a cell.chiare	.	.	.	.	.	.	4	3	.	7	7
8380 C. endometriode	.	.	.	.	.	1	11	1	2	15	15
8440 Cistoadenocarcinoma	.	.	.	.	.	.	.	2	2	4	4
8441 Cisto ADC sieroso	.	.	.	.	.	1	14	6	8	29	29
8460 Cisto ADC sier.papill.	.	.	.	.	.	1	24	15	11	51	51
8461 C.sier.papill.superf.	.	.	.	.	.	.	.	.	2	2	2
8470 Cisto ADC mucinoso	.	.	.	.	.	.	3	.	1	4	4
8480 ADC mucinoso	.	.	.	.	.	3	1	3	1	8	8
8490 C.a cell.a sigillo	.	.	.	.	.	.	1	1	.	2	2
8620 C.cell. della granulosa	.	.	.	.	.	.	2	1	.	3	3
8800 Sarcoma	.	.	.	.	.	.	1	.	.	1	1
8890 Leiomiosarcoma	.	.	.	.	.	.	.	1	.	1	1
9060 Disgerminoma	.	.	.	.	.	1	.	.	.	1	1
9080 Teratoma maligno	.	.	.	.	.	1	.	.	.	2	2
9100 Coriocarcinoma	.	.	.	.	.	1	.	.	.	1	1
C57 Al.n.s.org.genit.femminili	.	.	.	.	.	.	2	3	3	9	9
8000 Morfologia non nota	.	.	.	.	.	.	.	.	2	2	2
8010 Carcinoma	.	.	.	.	.	.	1	3	.	4	4
8050 C.papillare	.	.	.	.	.	.	1	.	.	1	1
8071 C.epidermoide cheratinizza	.	.	.	.	.	.	.	.	1	1	1
9080 Teratoma maligno	.	.	.	.	.	.	.	.	.	1	1
C60 Pene	.	11	9	9	29	.	.	.	.	.	29
8000 Morfologia non nota	.	1	1	2	4	.	.	.	.	.	4
8010 Carcinoma	.	.	1	.	1	.	.	.	.	.	1
8051 C.verrucoso	.	3	.	2	5	.	.	.	.	.	5
8070 C.epidermoide	.	4	6	5	15	.	.	.	.	.	15
8071 C.epidermoide cheratinizza	.	3	1	.	4	.	.	.	.	.	4
C61 Prostata	.	348	791	732	1871	.	.	.	.	.	1871
8000 Morfologia non nota	.	4	6	20	30	.	.	.	.	.	30
8010 Carcinoma	.	43	105	95	243	.	.	.	.	.	241
8020 C.indifferenziato	.	1	3	2	6	.	.	.	.	.	6
8140 Adenocarcinoma	.	287	642	603	1535	.	.	.	.	.	1535
8310 ADC a cellule chiare	.	1	.	.	1	.	.	.	.	.	1
8550 C.a cellule acinose	.	12	32	12	56	.	.	.	.	.	56
C62 Testicolo	33	22	2	3	61	.	.	.	.	.	61
8000 Morfologia non nota	1	1	.	1	4	.	.	.	.	.	4
8010 Carcinoma	1	2	1	.	4	.	.	.	.	.	4
8650 Tumore a cell.Leydig	.	1	.	.	1	.	.	.	.	.	1
8800 Sarcoma	.	.	.	1	1	.	.	.	.	.	1
9061 Seminoma	15	12	1	.	28	.	.	.	.	.	28
9063 Seminoma spermatocitico	.	1	.	1	2	.	.	.	.	.	2
9064 Germinoma	1	.	.	.	1	.	.	.	.	.	1
9070 C.embrionale	6	3	.	.	9	.	.	.	.	.	9
9071 Tumore del seno endodermic	2	1	.	.	3	.	.	.	.	.	3
9072 Poliembrioma	1	.	.	.	1	.	.	.	.	.	1
9080 Teratoma maligno	3	.	.	.	3	.	.	.	.	.	3
9081 Teratocarcinoma	2	1	.	.	3	.	.	.	.	.	3
9100 Coriocarcinoma	1	.	.	.	1	.	.	.	.	.	1
C63 Al.n.s.org.genit.maschili	.	1	3	1	5	.	.	.	.	.	5
8000 Morfologia non nota	.	1	.	.	1	.	.	.	.	.	1
8010 Carcinoma	.	.	.	1	1	.	.	.	.	.	1
8051 C.verrucoso	.	.	1	.	1	.	.	.	.	.	1
8070 C.epidermoide	.	.	2	.	2	.	.	.	.	.	2
C64 Rene eccet.pelvi renale	4	125	107	78	315	3	48	37	61	150	465
8000 Morfologia non nota	.	11	5	19	35	.	4	1	15	20	55
8010 Carcinoma	.	18	15	15	49	1	10	7	18	36	85
8041 C.a piccole cellule	1	1	.	.	2	.	.	.	.	.	2
8050 C.papillare	.	1	.	.	1	.	.	.	.	.	1
8120 C.a cellule di transiz.	.	1	1	.	2	.	.	.	1	1	3
8130 C.cellule transiz.papill.	.	4	3	1	8	.	.	2	2	4	12
8140 Adenocarcinoma	.	3	5	.	8	.	2	.	1	3	11
8260 ADC papillare	.	.	.	.	.	1	.	1	.	2	2
8290 ADC ossifilo	.	.	.	.	.	.	.	1	.	1	1
8310 ADC a cellule chiare	3	65	67	34	169	.	28	23	22	73	242
8312 C.a cellule renali	.	13	9	9	31	.	4	1	.	5	36
8317 C.renale cell.cromofobe	.	.	1	.	1	.	.	.	.	.	1
8320 C.a cellule granulari	.	4	.	.	4	1	.	1	1	3	7
8510 C.midollare	.	1	.	.	1	.	.	.	.	.	1
8800 Sarcoma	.	.	1	.	1	.	.	.	1	1	2
8890 Leiomiosarcoma	.	1	.	.	1	.	.	.	.	.	1
8960 Nefroblastoma	.	1	.	.	2	.	.	.	.	1	3
8960 Nefroblastoma	.	1	.	.	2	.	.	.	.	1	3

INCIDENZA E MORTALITÀ PER CANCRO IN UMBRIA. 2003-2005

Segue tabella 36

C65 Pelvi renale	.	6	5	6	17	.	2	3	5	10	27
8000 Morfologia non nota	.	.	.	.	.	.	.	1	.	1	1
8010 Carcinoma	.	1	.	.	1	.	.	.	.	.	1
8070 C.epidermoide	.	.	.	1	1	.	.	.	.	.	1
8120 C.a cellule di transiz.	.	1	1	2	4	.	.	2	3	5	9
8130 C.cellule transiz.papill.	.	4	4	3	11	.	2	.	2	4	15
C66 Uretere	.	14	12	10	36	.	2	3	3	8	44
8000 Morfologia non nota	.	.	.	.	.	.	.	1	.	1	1
8010 Carcinoma	.	2	.	.	2	.	.	.	1	1	3
8120 C.a cellule di transiz.	.	4	5	5	14	.	2	.	.	2	16
8130 C.cellule transiz.papill.	.	8	7	4	19	.	.	2	2	4	23
8800 Sarcoma	.	.	.	1	1	.	.	.	.	.	1
C67 Vescica	3	206	315	438	962	1	49	75	98	223	1185
8000 Morfologia non nota	.	4	2	3	9	.	1	1	5	7	16
8001 Cellule tumorali maligne	.	.	.	2	2	.	.	.	.	.	2
8010 Carcinoma	1	8	20	40	69	.	3	3	6	12	81
8020 C.indifferenziato	.	2	2	1	5	.	.	.	1	1	5
8030 C.cellule gig. e fusate	.	.	.	1	1	.	.	.	.	.	1
8070 C.epidermoide	.	.	2	3	5	.	.	1	.	1	6
8072 C.epidermoide grandi cell	.	1	.	.	1	.	.	.	.	.	1
8120 C.cellule di transizione	.	50	80	142	272	.	6	17	27	50	322
8130 C.cellule transiz.papill.	2	140	207	242	591	.	38	51	57	146	737
8140 Adenocarcinoma	.	.	2	3	5	1	1	2	1	5	10
8800 Sarcoma	.	.	.	1	1	.	.	.	1	1	2
8895 Miosarcoma	.	1	.	.	1	.	.	.	.	.	1
C68 Al.n.s.organi urinari	.	2	8	13	24	.	2	3	4	9	33
8000 Morfologia non nota	.	1	.	1	2	.	.	.	.	.	2
8001 Cellule tumorali maligne	.	.	1	.	1	.	.	.	.	.	1
8010 Carcinoma	.	.	1	3	4	.	.	1	1	2	6
8020 C.indifferenziato	.	.	1	.	1	.	.	.	.	.	1
8120 C.a cellule di transiz.	.	.	3	7	10	.	1	2	1	4	14
8130 C.cellule transiz.papill.	.	1	2	2	5	.	.	.	2	2	7
8890 Leiomiomasarcoma	.	.	.	.	.	.	1	.	.	1	1
8960 Nefroblastoma	.	.	.	.	1	.	.	.	.	.	1
C69 Occhio e annessi	.	4	2	3	9	.	5	1	3	9	18
8000 Morfologia non nota	.	1	.	.	1	.	.	1	.	1	2
8010 Carcinoma	.	.	.	.	.	.	.	.	1	1	1
8720 Melanoma	.	1	2	2	5	.	4	.	1	5	10
8721 Melanoma nodulare	.	.	.	.	.	.	1	.	.	1	1
8771 Melanoma cell. epitelioidi	.	1	.	.	1	.	.	.	.	.	1
8772 Melanoma fusocellulare	.	1	.	1	2	.	.	.	1	1	3
C70 Meningi	.	1	1	1	3	.	2	1	1	4	7
8000 Morfologia non nota	.	.	.	1	1	.	.	1	1	2	3
9530 Meningioma maligno	.	1	1	.	2	.	2	.	.	2	4
C71 Cervello	10	67	50	28	162	11	28	29	45	116	278
8000 Morfologia non nota	1	13	10	21	46	1	5	10	24	40	86
8010 Carcinoma	.	.	.	.	.	.	.	.	1	1	1
8020 C.indifferenziato	.	.	.	1	1	.	.	.	.	.	1
8140 Adenocarcinoma	.	.	1	.	1	.	.	.	.	.	1
9380 Glioma	2	2	11	1	17	.	4	4	6	14	31
9381 Gliomatosi cerebrale	.	.	.	.	1	.	.	.	.	.	1
9382 Glioma misto	1	1	.	.	2	.	.	.	.	.	2
9391 Ependimoma	1	1	2	.	5	2	.	.	.	2	7
9392 Ependimoma anaplastico	1	.	.	.	1	.	.	.	.	.	1
9400 Astrocitoma	.	4	1	.	5	1	1	.	.	2	7
9401 Astrocitoma anaplastico	.	5	.	1	6	.	.	.	.	.	6
9420 Astrocitoma fibrillare	.	.	.	.	.	1	.	1	.	2	2
9421 Astrocitoma giovanile	2	2	.	.	6	1	.	.	.	2	8
9440 Glioblastoma	1	36	23	3	63	1	15	14	11	41	104
9441 Glioblastoma cell. giganti	.	1	.	.	1	.	.	.	1	1	2
9450 Oligodendroglioma	.	.	2	1	3	2	3	.	2	7	10
9451 Oligodendroglioma anaplast	.	2	.	.	2	1	.	.	.	1	3
9470 Medulloblastoma	1	.	.	.	1	1	.	.	.	3	4
9490 Ganglioneuroblastoma	.	.	.	.	1	.	.	.	.	.	1
C72 Midollo spin.nervi cran.al.p	.	5	2	.	8	.	3	2	.	5	13
8000 Morfologia non nota	.	1	.	.	1	.	1	.	.	1	2
8800 Sarcoma	.	.	.	.	.	.	.	1	.	1	1
9380 Glioma	.	.	.	.	1	.	.	.	.	.	1
9391 Ependimoma	.	1	1	.	2	.	.	.	.	.	2
9500 Neuroblastoma	.	2	.	.	2	.	.	.	.	.	2
9530 Meningioma maligno	.	1	.	.	1	.	1	1	.	2	3
9560 Neurilemmosarcoma	.	.	1	.	1	.	1	.	.	1	2

INCIDENZA E MORTALITÀ PER CANCRO IN UMBRIA, 2003-2005

Segue tabella 36

C73 Ghiandola tiroide	7	39	14	7	67	28	116	36	15	196	263
8000 Morfologia non nota	.	1	1	.	2	2	3	1	1	7	9
8010 Carcinoma	.	3	2	.	5	3	5	4	2	14	19
8020 C.indifferenziato	.	.	.	.	.	.	1	1	.	2	2
8021 C.anaplastico	.	1	.	.	1	.	.	1	.	1	2
8033 C.pseudosarcomatoso	.	.	.	1	1	.	.	.	.	.	1
8070 C.epidermoide	.	.	2	.	2	.	.	.	.	.	2
8260 ADC papillare	6	22	7	4	39	18	58	11	10	98	137
8290 ADC ossifilo	.	1	1	.	2	1	7	1	.	9	11
8330 ADC follicolare	.	3	1	1	5	.	11	3	2	16	21
8340 ADC papillare e follicol.	1	6	.	1	8	4	27	9	.	40	48
8345 C a cellule C	.	1	.	.	1	.	3	2	.	5	6
8510 C.midollare	.	1	.	.	1	.	1	3	.	4	5
C74 Ghiandole surrenali	.	4	1	2	9	.	1	.	4	7	16
8000 Morfologia non nota	.	2	1	1	4	.	.	.	3	3	7
8010 Carcinoma	.	.	.	1	1	.	.	.	1	1	2
8020 C.indifferenziato	.	.	.	.	.	.	1	.	.	1	1
8370 C.cortico surrenale	.	1	.	.	1	.	.	.	.	.	1
8680 Paraganglioma maligno	.	.	.	.	.	.	.	.	.	1	1
9500 Neuroblastoma	.	1	.	.	3	.	.	.	.	1	4
C75 Al.ghiand.endocr.strutt.corr	.	3	.	.	3	1	3	1	1	6	9
8000 Morfologia non nota	.	.	.	.	.	.	.	1	1	2	2
8010 Carcinoma	.	2	.	.	2	.	2	.	.	2	4
8550 C.a cellule acinose	.	.	.	.	.	.	1	.	.	1	1
8680 Paraganglioma maligno	.	1	.	.	1	.	.	.	.	.	1
9362 Pineoblastoma	.	.	.	.	.	1	.	.	.	1	1
C76 Altre e mal.def.sedi	.	2	.	2	4	.	1	1	.	2	6
8000 Morfologia non nota	.	.	.	1	1	.	1	1	.	2	3
8010 Carcinoma	.	2	.	1	3	.	.	.	.	.	3
C80 T.m.senza spec.di sede	2	9	16	35	62	.	13	13	36	62	124
8000 Morfologia non nota	1	2	10	23	36	.	3	5	30	38	74
8001 Cellule tumorali maligne	.	.	.	1	1	.	.	.	1	1	2
8010 Carcinoma	.	1	2	4	7	.	3	3	2	8	15
8020 C.indifferenziato	1	.	1	.	2	.	1	.	.	1	3
8041 C.a piccole cellule	.	.	1	.	1	.	.	.	.	.	1
8070 C.epidermoide	.	2	.	.	2	.	.	.	.	.	2
8072 C.epidermoide grandi cell.	.	.	.	.	.	.	1	.	.	1	1
8140 Adenocarcinoma	.	3	2	7	12	.	2	5	3	10	22
8240 Carcinoido maligno	.	1	.	.	1	.	.	.	.	.	1
8490 C.a cellule a sigillo	.	.	.	.	.	.	3	.	.	3	3
C81 Malattia di Hodgkin	13	15	6	6	41	17	17	4	1	39	80
9650 Linfoma di Hodgkin	5	3	4	3	16	6	5	2	1	14	30
9651 Linf.Hodgkin preval.linfoc	.	.	.	.	.	.	1	.	.	1	1
9652 Linf.Hodgkin cellular.mist	3	6	2	3	14	3	3	.	.	6	20
9653 Linf.Hodgkin deplez.linfoc	.	2	.	.	2	.	.	.	.	.	2
9663 Linf.Hodgkin sclerosi nodu	5	4	.	.	9	8	8	2	.	18	27
C82 Linfoma follicol.non-Hodgki	1	16	3	7	27	.	10	5	6	21	48
9690 Linfoma follicolare	1	15	3	4	23	.	8	4	4	16	39
9699 Linfoma B Malt-Balt	.	1	.	3	4	.	2	1	2	5	9
C83 Linfoma diffuso nonHodgkin	3	38	26	35	105	6	38	25	41	111	216
8000 Morfologia non nota	.	.	.	.	.	1	.	.	.	1	1
9670 Linf.mal.diff.picc.linfoc	1	8	3	8	20	1	5	5	4	15	35
9671 Linfoma mal.linfoplasmocit	.	1	4	1	6	.	.	1	1	2	8
9673 Linfoma mantellare	.	3	2	.	7	.	2	.	.	2	9
9675 Linfoma maligno misto	.	7	5	11	23	2	11	10	15	38	61
9680 Linfoma grandi cell.diffus	1	15	11	14	41	2	18	8	20	48	89
9684 Linfoma plasmoblastico	.	2	.	1	3	.	2	.	1	3	6
9687 Linfoma di Burkitt	1	2	1	.	5	.	.	1	.	2	7
C84 Linfoma perif.cutane.cell.T	.	10	2	3	15	.	3	2	8	13	28
9700 Micosi fungoide	.	8	2	3	13	.	3	1	7	11	24
9701 Malattia di Sezary	.	.	.	.	.	.	.	.	1	1	1
9705 Linfoma angioimmunoblast.	.	2	.	.	2	.	.	.	.	.	2
9714 Linfoma a grandi cellule	.	.	.	.	.	.	.	1	.	1	1
C85 Al. n.s.linfomi non-Hodgkin	7	44	42	49	142	2	29	40	39	110	252
8000 Morfologia non nota	.	.	.	.	.	.	.	.	1	1	1
9590 Linfoma	3	25	19	24	71	2	15	20	27	64	135
9591 Linfoma non Hodgkin	4	19	23	25	71	.	14	20	11	45	116
C88 Mal.immunoprolifer.maligna	.	1	.	1	2	.	.	.	.	.	2
9761 Macroglobul.di Waldenstrom	.	1	.	1	2	.	.	.	.	.	2
C90 Mieloma multipl.t.m.plasmace	.	27	30	45	102	1	32	25	42	100	202
8000 Morfologia non nota	.	.	.	2	2	.	.	.	2	2	4
9731 Sarcoma plasmacellulare	.	5	4	1	10	.	9	6	.	15	25
9732 Mieloma multiplo	.	22	26	42	90	1	23	19	40	83	173
C91 Leucemia linfoide	1	25	30	34	99	.	21	15	22	72	171
8000 Morfologia non nota	.	1	.	.	1	.	.	.	.	.	1
9820 Leucemia linfoide	.	.	.	.	.	.	.	.	1	1	1
9823 Leucemia linfoide cronica	.	19	26	32	77	.	15	15	20	50	127
9835 Leucemia linfoide acuta	1	4	1	2	17	.	4	.	1	19	36
9940 Leucemia a cellule capellu	.	1	3	.	4	.	2	.	.	2	6

*INCIDENZA E MORTALITÀ PER CANCRO IN UMBRIA. 2003-2005*

Segue tabella 36

C92 Leucemia mieloide	5	29	47	48	130	2	23	23	39	88	218
8000 Morfologia non nota	.	.	.	1	1	.	1	.	.	1	2
9860 Leucemia mieloide	.	.	3	2	5	.	.	1	.	1	6
9861 Leucemia mieloide acuta	2	18	37	32	90	1	15	15	33	65	155
9863 Leucemia mieloide cronica	3	10	3	11	27	1	7	6	6	20	47
9871 Leucemia mieloide acuta	.	1	.	.	1	.	.	.	.	.	1
9989 Leucemia Smouldering	.	.	4	2	6	.	.	1	.	1	7
C95 Leucemie cell.non specificat	1	7	10	12	30	1	14	5	18	38	68
8000 Morfologia non nota	.	.	.	.	.	.	.	.	2	2	2
9800 Leucemia	1	7	9	12	29	1	13	4	13	31	60
9801 Leucemia acuta	.	.	1	.	1	.	1	1	3	5	6
C96 Al. n.s. t.m.tess.linf.emato	1	.	.	.	1	.	.	.	.	.	1
9741 Mastocitosi maligna	1	.	.	.	1	.	.	.	.	.	1

**INCIDENZA E MORTALITÀ PER CANCRO IN UMBRIA. 2003-2005**

TABELLA 37. REGISTRO TUMORI UMBRO DI POPOLAZIONE, 2003-2005.

Numero dei nuovi casi registrati nella popolazione residente, per eta' e per diagnosi morfologica.

ICD03T	MASCHI					FEMMINE					TOTALE
	15-34	35-64	65-74	75+	TOTALE	15-34	35-64	65-74	75+	TOTALE	
C00 Labbro I codici elencati in tabella 36 "ICD10"	.	2	3	8	13	.	.	1	3	4	17
C01 Base della lingua I codici elencati in tabella 36 "ICD10"	.	8	2	8	18	.	.	.	1	1	19
9591 Linfoma non Hodgkin	.	.	.	1	1	.	.	.	.	.	1
9675 Linfoma maligno misto	.	.	.	.	.	.	.	.	1	1	1
C02 Altre ns parti lingua I codici elencati in tabella 36 "ICD10"	.	15	3	9	27	.	5	3	8	16	43
9675 Linfoma maligno misto	.	.	.	1	1	.	1	.	.	1	2
C03 Gengiva I codici elencati in tabella 36 "ICD10"	.	2	1	.	3	1	1	1	1	4	7
9590 Linfoma	.	.	.	.	.	.	1	.	.	1	1
9673 Linfoma mantellare	.	1	.	.	1	.	.	.	.	.	1
9680 Linf.diff.grandi cellule	.	.	1	.	1	.	.	.	.	.	1
C04 Pavimento orale I codici elencati in tabella 36 "ICD10"	1	3	5	2	11	.	.	.	.	.	11
9680 Linf.diff.grandi cellule	1	.	.	.	1	.	.	.	.	.	1
C05 Palato I codici elencati in tabella 36 "ICD10"	.	8	1	.	9	.	3	1	2	6	15
C06 Altre ns parti bocca I codici elencati in tabella 36 "ICD10"	.	7	5	3	15	.	4	1	2	7	22
9590 Linfoma	.	.	.	.	.	.	.	.	1	1	1
9690 Linfoma follicolare	.	.	.	.	.	.	1	.	.	1	1
C07 Parotide I codici elencati in tabella 36 "ICD10"	1	8	2	10	21	1	5	7	8	21	42
9590 Linfoma	.	1	.	.	1	.	.	1	1	2	3
9591 Linfoma non Hodgkin	1	.	.	.	1	.	1	.	.	1	2
9680 Linf.diff.grandi cellule	.	.	.	.	.	1	.	.	.	1	1
9690 Linfoma follicolare	.	.	.	.	.	.	.	.	1	1	1
C08 Altre n.s.ghiand.saliv.maggi I codici elencati in tabella 36 "ICD10"	.	1	.	6	7	.	2	.	4	6	13
9590 Linfoma	.	.	.	1	1	.	.	.	.	.	1
C09 Tonsille I codici elencati in tabella 36 "ICD10"	.	3	2	2	8	.	2	2	1	5	13
9590 Linfoma	.	.	.	1	1	.	.	.	.	.	1
9591 Linfoma non Hodgkin	.	.	.	.	.	.	.	1	.	1	1
9680 Linf.diff.grandi cellule	.	.	.	.	.	.	1	.	.	1	1
9687 Linfoma di Burkitt	.	.	.	.	1	.	.	.	.	.	1
C10 Orofaringe I codici elencati in tabella 36 "ICD10"	.	5	1	3	9	.	.	.	.	.	9
9653 Linf.Hodgkin deplez.linfoc	.	1	.	.	1	.	.	.	.	.	1
C11 Nasofaringe I codici elencati in tabella 36 "ICD10"	.	11	4	4	20	.	3	.	2	5	25
9590 Linfoma	.	.	.	.	.	.	.	.	1	1	1
9591 Linfoma non Hodgkin	.	.	.	1	1	.	.	.	.	.	1
9675 Linfoma maligno misto	.	.	.	.	.	.	1	.	1	2	2
9680 Linf.diff.grandi cellule	.	2	.	2	4	.	1	.	.	1	5
C12 Seno piriforme I codici elencati in tabella 36 "ICD10"	.	2	7	3	12	.	1	.	.	1	13
C13 Ipofaringe I codici elencati in tabella 36 "ICD10"	.	2	1	1	4	.	1	.	.	1	5
C14 Al.n.s.sedi lab.cav.or.farin I codici elencati in tabella 36 "ICD10"	.	3	.	2	5	.	.	1	1	2	7
9590 Linfoma	.	1	.	.	1	.	.	.	.	.	1
C15 Esofago I codici elencati in tabella 36 "ICD10"	.	22	15	20	57	.	3	4	10	17	74
C16 Stomaco I codici elencati in tabella 36 "ICD10"	1	148	227	336	712	.	85	135	278	498	1210
9590 Linfoma	.	4	2	1	7	.	2	5	5	12	19
9591 Linfoma non Hodgkin	.	1	3	1	5	.	1	2	1	4	9
9670 Linf.mal.diff.picc.linfoci	.	2	1	2	5	.	3	1	.	4	9
9675 Linfoma maligno misto	.	1	1	2	4	.	1	1	4	6	10
9680 Linf.diff.grandi cellule	.	2	.	1	3	.	.	1	6	7	10
9699 Linfoma B Malt-Balt	.	1	.	3	4	.	2	1	2	5	9



INCIDENZA E MORTALITÀ PER CANCRO IN UMBRIA. 2003-2005

Segue tabella 37

C17	Piccolo intestino	.	7	5	6	18	.	6	4	10	20	38
	I codici elencati in tabella 36	"ICD10"										
9591	Linfoma non Hodgkin	.	.	.	.	.	.	1	.	.	1	1
9670	Linf.mal.diff.picc.linfoci	.	.	1	.	1	.	.	1	.	1	2
9675	Linfoma maligno misto	.	1	.	.	1	.	.	1	.	1	2
9680	Linf.diff.grandi cellule	.	.	.	.	.	.	.	.	1	1	1
C18	Colon	4	246	307	396	953	.	200	197	386	784	1737
	I codici elencati in tabella 36	"ICD10"										
9590	Linfoma	.	1	.	1	2	.	.	1	.	1	3
9670	Linf.mal.diff.picc.linfoci	.	1	.	.	1	.	.	.	.	.	1
9680	Linf.diff.grandi cellule	.	1	.	.	1	.	.	.	.	.	1
9687	Linfoma di Burkitt	.	.	.	.	.	.	.	1	.	1	1
C19	Giunz.rettosigmoidea	.	33	57	50	140	1	32	53	45	131	271
	I codici elencati in tabella 36	"ICD10"										
C20	Retto	4	100	109	130	343	.	59	68	96	223	566
	I codici elencati in tabella 36	"ICD10"										
9590	Linfoma	.	.	.	.	.	.	.	.	1	1	1
C21	Ano e canale anale	1	4	8	4	17	.	9	6	9	24	41
	I codici elencati in tabella 36	"ICD10"										
C22	Fegato dotti intraepatici	.	59	96	121	276	1	20	45	86	152	428
	I codici elencati in tabella 36	"ICD10"										
9591	Linfoma non Hodgkin	.	.	.	2	2	.	.	.	1	1	3
9675	Linfoma maligno misto	.	.	.	.	.	.	1	.	.	1	1
9680	Linf.diff.grandi cellule	.	1	.	.	1	.	.	1	.	1	2
9690	Linfoma follicolare	.	.	.	.	.	.	.	.	1	1	1
9731	Sarcoma plasmacellulare	.	1	.	.	1	.	.	.	.	.	1
C23	Colecisti	.	6	10	15	31	.	12	21	33	66	97
	I codici elencati in tabella 36	"ICD10"										
9590	Linfoma	.	1	.	.	1	.	.	.	.	.	1
9680	Linf.diff.grandi cellule	.	.	.	.	.	.	.	.	1	1	1
C24	Al.n.s.parti vie biliari	.	10	18	31	59	.	8	13	37	58	117
	I codici elencati in tabella 36	"ICD10"										
C25	Pancreas	1	83	58	88	230	.	41	54	107	202	432
	I codici elencati in tabella 36	"ICD10"										
9590	Linfoma	.	.	.	.	.	.	.	.	1	1	1
9680	Linf.diff.grandi cellule	.	.	.	.	.	.	1	.	.	1	1
C26	Al.mal def.organi digerenti	.	3	1	4	8	1	.	1	10	12	20
	I codici elencati in tabella 36	"ICD10"										
C30	Cavit� nasali orecc.medio	.	2	2	1	5	.	1	3	4	8	13
	I codici elencati in tabella 36	"ICD10"										
9675	Linfoma maligno misto	.	.	.	.	.	.	.	.	1	1	1
C31	Seni accessori	1	6	.	3	10	.	.	2	2	4	14
	I codici elencati in tabella 36	"ICD10"										
C32	Laringe	1	64	56	63	184	.	10	.	2	12	196
	I codici elencati in tabella 36	"ICD10"										
9591	Linfoma non Hodgkin	.	1	1	.	2	.	.	.	.	.	2
C33	Trachea	.	3	5	4	12	.	3	1	.	4	16
	I codici elencati in tabella 36	"ICD10"										
C34	Bronchi e polmoni	2	308	405	459	1174	.	99	101	132	332	1506
	I codici elencati in tabella 36	"ICD10"										
9590	Linfoma	.	1	1	3	5	.	.	1	1	2	7
9591	Linfoma non Hodgkin	.	.	.	.	.	.	1	.	.	1	1
9670	Linf.mal.diff.picc.linfoci	.	.	.	.	.	.	.	1	.	1	1
9680	Linf.diff.grandi cellule	.	.	.	1	1	.	1	.	.	1	2
9687	Linfoma di Burkitt	.	1	.	.	1	.	.	.	.	.	1
C37	Timo	.	2	1	1	5	.	6	2	.	8	13
	I codici elencati in tabella 36	"ICD10"										
9590	Linfoma	.	.	.	.	.	.	1	.	.	1	1
9680	Linf.diff.grandi cellule	.	.	.	.	.	.	1	.	.	1	1
C38	Cuore mediastino pleura	3	16	11	6	36	1	11	5	7	24	60
	I codici elencati in tabella 36	"ICD10"										
9050	Mesotelioma	.	9	5	5	19	.	5	2	6	13	32
9590	Linfoma	1	2	1	1	5	.	.	.	1	1	6
9591	Linfoma non Hodgkin	2	.	1	.	3	.	.	1	.	1	4
9652	Linf.Hodgkin cellular.mist	.	.	1	.	1	.	.	.	.	.	1
9663	Linf.Hodgkin sclerosi nodu	.	.	.	.	.	.	1	1	.	2	2
9673	Linfoma mantellare	.	.	1	.	1	.	.	.	.	.	1
9675	Linfoma maligno misto	.	1	.	.	1	.	1	.	.	1	2
9680	Linf.diff.grandi cellule	.	1	1	.	2	.	3	.	.	3	5
9684	Linfoma plasmoblastico	.	1	.	.	1	.	.	.	.	.	1
C39	Al.mal def.org.resp.intrator	.	.	.	.	.	.	.	.	1	1	1
	I codici elencati in tabella 36	"ICD10"										
C40	Ossa cart.art.arti	1	6	3	2	16	.	3	.	1	6	22
	I codici elencati in tabella 36	"ICD10"										

INCIDENZA E MORTALITÀ PER CANCRO IN UMBRIA, 2003-2005

Segue tabella 37

C41 Ossa cart.art.altre e ns sed	.	8	.	3	12	1	2	1	2	7	19
I codici elencati in tabella 36 "ICD10"											
9591 Linfoma non Hodgkin	.	1	.	.	1	.	.	.	.	.	1
9680 Linf.diff.grandi cellule	.	.	.	1	1	.	.	.	.	.	1
9690 Linfoma follicolare	.	1	.	.	1	.	.	.	.	.	1
9731 Sarcoma plasmacellulare	.	.	.	.	.	.	1	.	.	1	1
C42 Sistema ematop.e reticoloend	21	127	151	175	487	20	117	98	143	394	881
8000 Morfologia non nota	.	1	.	3	4	.	1	1	4	6	10
9590 Linfoma	2	5	6	10	23	1	3	5	6	15	38
9591 Linfoma non Hodgkin	.	9	15	14	38	.	5	14	7	26	64
9650 Linfoma di Hodgkin	5	2	3	3	14	6	4	2	.	12	26
9651 Linf.Hodgkin preval.linfoc	.	.	.	.	.	.	1	.	.	1	1
9652 Linf.Hodgkin cellular.mist	3	6	1	2	12	3	2	.	.	5	17
9653 Linf.Hodgkin deplez.linfoc	.	1	.	.	1	.	.	.	.	.	1
9663 Linf.Hodgkin sclerosi nodu	2	2	.	.	4	6	5	.	.	11	15
9671 Linfoma mal.linfoplasmocit	.	1	4	1	6	.	.	1	1	2	8
9673 Linfoma mantellare	.	1	1	.	4	.	1	.	.	1	5
9675 Linfoma maligno misto	.	2	.	2	4	.	1	3	2	6	10
9680 Linfoma grandi cell.diffus	.	3	4	2	9	.	4	1	4	9	18
9684 Linfoma plasmoblastico	.	1	.	.	1	.	1	.	1	2	3
9687 Linfoma di Burkitt	.	.	.	.	.	.	.	.	.	1	1
9690 Linfoma follicolare	1	6	.	1	8	.	1	3	1	5	13
9731 Sarcoma plasmacellulare	.	4	4	1	9	.	8	6	.	14	23
9732 Mieloma multiplo	.	22	26	42	90	1	23	19	40	83	173
9741 Mastocitosi maligna	1	.	.	.	1	.	.	.	.	.	1
9761 Macroglubul.di Waldenstrom	.	1	.	1	2	.	.	.	.	.	2
9800 Leucemia	1	7	9	12	29	1	13	4	13	31	60
9801 Leucemia acuta	.	.	1	.	1	.	1	1	3	5	6
9820 Leucemia linfoide	.	.	.	.	.	.	.	.	1	1	1
9823 Leucemia linfoide cronica	.	19	26	32	77	.	15	15	20	50	127
9835 Leucemia linfoide acuta	1	4	1	2	17	.	4	.	1	19	36
9860 Leucemia mieloida	.	.	3	2	5	.	.	1	.	1	6
9861 Leucemia mieloida acuta	2	19	37	32	91	1	15	15	33	65	156
9863 Leucemia mieloida cronica	3	10	3	11	27	1	7	6	6	20	47
9940 Leucemia a cellule capellu	.	1	3	.	4	.	2	.	.	2	6
9989 Leucemia Smouldering	.	.	4	2	6	.	.	1	.	1	7
C44 Pelle	27	356	567	784	1735	37	291	289	737	1355	3090
I codici elencati in tabella 36 "ICD10" come C43 e C44											
9590 Linfoma	.	1	3	2	6	.	.	.	1	1	7
9591 Linfoma non Hodgkin	.	1	.	.	1	.	1	.	.	1	2
9670 Linf.mal.diff.picc.linfoci	.	1	.	2	3	.	.	.	.	.	3
9675 Linfoma maligno misto	.	.	1	.	1	.	.	1	2	3	4
9680 Linf.diff.grandi cellule	.	.	.	2	2	.	1	1	1	3	5
9684 Linfoma plasmoblastico	.	.	.	1	1	.	1	.	.	1	2
9700 Micosi fungoide	.	8	2	3	13	.	3	1	7	11	24
9701 Malattia di Sezary	.	.	.	.	.	.	.	.	1	1	1
9705 Linfoma angioimmunoblast.	.	2	.	.	2	.	.	.	.	.	2
9714 Linfoma a grandi cellule	.	.	.	.	.	.	.	1	.	1	1
C48 Retroperit.peritoneo	.	10	7	3	20	.	5	4	2	11	31
I codici elencati in tabella 36 "ICD10"											
9050 Mesotelioma	.	2	1	.	3	.	.	.	.	.	3
9052 Mesotel.epitelioide	.	.	.	1	1	.	.	.	.	.	1
9590 Linfoma	.	1	.	.	1	.	.	.	.	.	1
9591 Linfoma non Hodgkin	.	2	.	.	2	.	.	1	.	1	3
9675 Linfoma maligno misto	.	.	2	.	2	.	1	.	.	1	3
9680 Linf.diff.grandi cellule	.	.	.	.	.	.	2	.	.	2	2
9687 Linfoma di Burkitt	.	1	.	.	1	.	.	.	.	.	1
C49 Tess.connettivo e molle	7	9	15	10	42	2	12	8	15	39	81
I codici elencati in tabella 36 "ICD10"											
9590 Linfoma	.	.	.	.	.	.	1	.	1	2	2
9591 Linfoma non Hodgkin	.	.	.	.	.	.	.	.	1	1	1
9680 Linf.diff.grandi cellule	.	1	.	.	1	.	.	.	1	1	2
C50 Mammella	.	4	4	12	20	31	992	418	472	1913	1933
I codici elencati in tabella 36 "ICD10"											
9590 Linfoma	.	.	.	.	.	.	1	1	.	2	2
9591 Linfoma non Hodgkin	.	.	.	.	.	.	1	.	.	1	1
9675 Linfoma maligno misto	.	.	.	.	.	1	.	.	.	1	1
9680 Linf.diff.grandi cellule	.	.	.	.	.	.	.	.	1	1	1
9690 Linfoma follicolare	.	.	.	.	.	.	1	.	.	1	1
C51 Vulva	.	.	.	.	.	.	10	12	32	54	54
I codici elencati in tabella 36 "ICD10"											
C52 Vagina	.	.	.	.	.	.	3	5	11	19	19
I codici elencati in tabella 36 "ICD10"											
C53 Collo dell'utero	.	.	.	.	.	9	55	24	22	110	110
I codici elencati in tabella 36 "ICD10"											
C54 Corpo dell'utero	.	.	.	.	.	2	157	112	102	373	373
I codici elencati in tabella 36 "ICD10"											
C55 Utero n.s.	.	.	.	.	.	.	3	.	3	6	6
I codici elencati in tabella 36 "ICD10"											
C56 Ovaio	.	.	.	.	.	13	101	68	77	260	260
I codici elencati in tabella 36 "ICD10"											

INCIDENZA E MORTALITÀ PER CANCRO IN UMBRIA. 2003-2005

Segue tabella 37

C57	Al.n.s.org.genit.femminili	.	.	.	.	.	2	3	3	9		9
	I codici elencati in tabella 36	"ICD10"										
C60	Pene	.	11	9	9	29	.	.	.	.		29
	I codici elencati in tabella 36	"ICD10"										
C61	Prostata	.	348	791	732	1871	.	.	.	.		1871
	I codici elencati in tabella 36	"ICD10"										
C62	Testicolo	33	23	3	5	65	.	.	.	.		65
	I codici elencati in tabella 36	"ICD10"										
9591	Linfoma non Hodgkin	.	.	.	1	1	.	.	.	.		1
9670	Linf.mal.diff.picc.linfoci	.	.	.	1	1	.	.	.	.		1
9675	Linfoma maligno misto	.	.	1	.	1	.	.	.	.		1
9690	Linfoma follicolare	.	1	.	.	1	.	.	.	.		1
C63	Al.n.s.org.genit.maschili	.	1	3	1	5	.	.	.	.		5
	I codici elencati in tabella 36	"ICD10"										
C64	Rene ecet.pelvi renale	4	124	107	79	316	3	48	37	63	152	468
	I codici elencati in tabella 36	"ICD10"										
9591	Linfoma non Hodgkin	.	.	.	1	1	.	.	.	.		1
9675	Linfoma maligno misto	.	.	.	.	.	.	.	2	2		2
C65	Pelvi renale	.	6	5	6	17	.	3	3	5	11	28
	I codici elencati in tabella 36	"ICD10"										
9591	Linfoma non Hodgkin	.	.	.	.	.	1	.	.	.	1	1
C66	Uretere	.	14	12	10	36	.	2	3	3	8	44
	I codici elencati in tabella 36	"ICD10"										
C67	Vescica	3	207	315	438	963	1	49	75	99	224	1187
	I codici elencati in tabella 36	"ICD10"										
9590	Linfoma	.	1	.	.	1	.	.	.	1	1	2
C68	Al.n.s.organi urinari	.	2	8	13	23	.	2	3	4	9	32
	I codici elencati in tabella 36	"ICD10"										
C69	Occhio e annessi	.	4	2	4	10	.	5	1	5	11	21
	I codici elencati in tabella 36	"ICD10"										
9670	Linf.mal.diff.picc.linfoci	.	.	.	.	.	.	.	1	1		1
9675	Linfoma maligno misto	.	.	.	.	.	.	.	1	1		1
9680	Linf.diff.grandi cellule	.	.	.	1	1	.	.	.	.		1
C70	Meningi	.	1	1	1	3	.	2	1	1	4	7
	I codici elencati in tabella 36	"ICD10"										
C71	Cervello	10	69	54	30	170	11	30	31	47	122	292
	I codici elencati in tabella 36	"ICD10"										
9590	Linfoma	.	1	2	.	3	.	2	2	.	4	7
9675	Linfoma maligno misto	.	.	.	1	1	.	.	.	.	.	1
9680	Linf.diff.grandi cellule	.	1	2	1	4	.	.	.	2	2	6
C72	Midollo spin.nervi cran.al.p	.	5	2	.	8	.	3	2	.	5	13
	I codici elencati in tabella 36	"ICD10"										
C73	Ghiandola tiroide	7	41	14	7	69	28	118	36	15	198	267
	I codici elencati in tabella 36	"ICD10"										
9590	Linfoma	.	1	.	.	1	.	1	.	.	1	2
9591	Linfoma non Hodgkin	.	.	.	.	.	.	1	.	.	1	1
9680	Linf.diff.grandi cellule	.	1	.	.	1	.	.	.	.	.	1
C74	Ghiandole surrenali	.	5	1	2	10	.	1	.	5	8	18
	I codici elencati in tabella 36	"ICD10"										
9590	Linfoma	.	.	.	.	.	.	.	.	1	1	1
9675	Linfoma maligno misto	.	1	.	.	1	.	.	.	.	.	1
C75	Al.ghiand.endocr.strutt.corr	.	3	.	.	3	1	3	1	1	6	9
	I codici elencati in tabella 36	"ICD10"										
C76	Altre e mal.def.sedi	.	2	.	3	5	.	2	1	.	3	8
	I codici elencati in tabella 36	"ICD10"										
9590	Linfoma	.	.	.	1	1	.	.	.	.	.	1
9591	Linfoma non Hodgkin	.	.	.	.	.	1	.	.	.	1	1
C77	Linfonodi	6	26	16	22	70	6	22	17	15	60	130
9590	Linfoma	.	4	4	3	11	1	3	4	5	13	24
9591	Linfoma non Hodgkin	1	4	3	4	12	.	.	1	1	2	14
9650	Linfoma di Hodgkin	.	1	1	.	2	.	1	.	1	2	4
9652	Linf.Hodgkin cellular.mist	.	.	.	1	1	.	1	.	.	1	2
9663	Linf.Hodgkin sclerosi nodu	3	2	.	.	5	2	2	1	.	5	10
9670	Linf.mal.diff.picc.linfoci	1	4	1	3	9	1	2	2	3	8	17
9673	Linfoma mantellare	.	1	.	.	1	.	1	.	.	1	2
9675	Linfoma maligno misto	.	1	.	5	6	1	4	4	1	10	16
9680	Linfoma grandi cell.diffus	.	2	3	3	8	1	3	4	3	11	19
9687	Linfoma di Burkitt	1	.	1	.	2	.	.	.	.	.	2
9690	Linfoma follicolare	.	7	3	3	13	.	5	1	1	7	20
C80	Sede primaria non conosciuta	2	9	17	33	61	.	13	13	35	61	122
	I codici elencati in tabella 36	"ICD10"										

INCIDENZA E MORTALITÀ PER CANCRO IN UMBRIA, 2003-2005

TABELLA 38. REGISTRO TUMORI UMBRO DI POPOLAZIONE, 2003-2005.

ASL n.1 -

Numero dei nuovi casi registrati nella popolazione residente, per età e per sede. Maschi.

SEDE	0-	5-	10-	15-	20-	25-	30-	35-	40-	45-	50-	55-	60-	65-	70-	75-	80-	85-	TOTALE
C00 Labbro	.	.	.	.	.	.	.	.	.	.	.	1	.	.	2	1	.	.	4
C01 Base della lingua	.	.	.	.	.	.	.	.	.	.	1	.	1	.	.	.	.	.	2
C02 Altre ns parti lingua	.	.	.	.	.	.	.	.	.	.	3	1	.	.	1	1	.	.	6
C04 Pavimento orale	.	.	.	.	.	.	.	.	.	.	.	.	.	2	1	.	.	.	3
C05 Palato	.	.	.	.	.	.	.	.	.	.	1	.	.	.	.	.	.	.	1
C06 Altre ns parti bocca	.	.	.	.	.	.	.	.	.	.	.	.	.	.	1	.	.	.	1
C07 Parotide	.	.	.	.	.	.	.	.	.	.	.	.	1	.	.	1	3	.	5
C08 Altre n.s.ghiland.saliv	.	.	.	.	.	.	.	.	.	.	.	.	.	.	.	1	.	.	1
C09 Tonsille	.	.	.	.	.	.	.	.	.	.	.	1	.	.	1	.	.	.	2
C10 Orofaringe	.	.	.	.	.	.	.	.	.	.	1	.	1	.	.	.	1	.	3
C11 Nasofaringe	.	.	.	.	.	.	.	.	.	.	2	.	2	2	1	.	.	.	7
C12 Seno piriforme	.	.	.	.	.	.	.	.	.	.	.	.	.	1	1	.	2	.	4
C13 Ipofaringe	.	.	.	.	.	.	.	.	.	.	.	.	1	.	.	1	.	.	2
C14 Al.n.s.sedi lab.cav.or	.	.	.	.	.	.	.	.	.	.	.	.	1	.	.	.	.	.	1
C15 Esofago	.	.	.	.	.	.	.	.	.	.	2	3	4	.	5	2	3	2	21
C16 Stomaco	.	.	.	.	.	.	.	.	2	2	6	8	6	20	30	31	8	13	126
C17 Piccolo intestino	.	.	.	.	.	.	.	.	.	.	.	.	.	.	1	1	.	.	2
C18 Colon	.	.	.	.	.	.	.	.	3	5	8	14	14	20	19	29	21	12	145
C19 Giunz.rettosigmoidea	.	.	.	.	.	.	.	1	.	.	1	1	5	3	2	5	3	1	22
C20 Retto	.	.	.	.	.	.	.	2	.	.	5	3	10	3	12	10	7	3	55
C21 Ano e canale anale	.	.	.	.	.	.	.	.	.	.	1	.	.	.	1	.	.	.	2
C22 Fegato dotti intraepat	.	.	.	.	.	.	.	.	.	.	.	3	5	15	9	11	9	1	53
C23 Colecisti	.	.	.	.	.	.	.	.	.	.	.	.	.	2	.	.	.	1	3
C24 Al.n.s.parti vie bilia	.	.	.	.	.	.	.	.	.	1	1	.	1	1	1	1	2	2	10
C25 Pancreas	.	.	.	.	.	.	.	.	1	3	.	4	7	4	4	12	3	2	40
C26 Al.mal def.organi dige	.	.	.	.	.	.	.	.	.	.	.	.	1	.	.	.	.	.	1
C30 Cavità nasali orecc.me	.	.	.	.	.	.	.	.	.	.	1	.	.	.	.	.	.	.	1
C32 Laringe	.	.	.	.	.	.	1	.	.	1	5	7	7	6	3	6	5	1	40
C33 Trachea	.	.	.	.	.	.	.	.	.	.	.	.	1	1	.	.	.	.	2
C34 Bronchi e polmoni	.	.	.	.	.	.	.	1	3	5	6	15	12	33	39	39	21	9	183
C37 Timo	.	.	.	.	.	.	.	.	.	.	.	.	.	.	.	1	.	.	1
C40 Ossa cart.art.arti	.	.	.	.	.	.	.	.	.	.	.	.	1	.	.	.	.	.	1
C43 Melanoma della pelle	.	.	.	.	.	.	1	.	2	1	1	4	3	2	3	3	1	2	23
C44 Pelle non melanomi	.	.	1	.	.	.	4	2	1	4	7	13	22	48	41	47	61	23	274
C45 Mesotelioma	.	.	.	.	.	.	.	.	.	.	.	.	1	.	1	1	.	.	3
C46 Sarcoma di Kaposi	.	.	.	.	.	.	.	.	.	.	.	.	1	.	.	1	.	.	2
C48 Retroperit.peritoneo	.	.	.	.	.	.	.	.	.	.	.	.	.	.	1	.	.	1	2
C49 Tess.connettivo e moll	.	.	1	.	.	1	.	1	.	.	.	1	1	2	1	1	2	.	11
C50 Mammella	.	.	.	.	.	.	.	.	.	1	.	.	.	.	.	1	.	.	2
C60 Pene	.	.	.	.	.	.	.	.	.	.	1	1	1	.	.	.	.	1	3
C61 Prostata	.	.	.	.	.	.	.	.	2	4	24	41	75	101	64	39	16	.	366
C62 Testicolo	.	.	.	1	3	1	2	1	2	1	.	.	.	.	.	.	.	.	11
C63 Al.n.s.org.genit.masch	.	.	.	.	.	.	.	.	.	.	.	.	.	.	1	.	.	.	1
C64 Rene eccet.pelvi renal	.	.	.	.	.	.	.	1	4	1	4	4	7	14	10	7	3	3	58
C65 Pelvi renale	.	.	.	.	.	.	.	.	.	.	.	.	3	.	.	.	.	.	3
C66 Uretere	.	.	.	.	.	.	.	.	.	.	.	2	1	2	.	.	.	2	7
C67 Vescica	.	.	.	.	.	.	.	.	2	7	12	17	23	36	36	35	5	.	173
C68 Al.n.s.organi urinari	.	.	.	.	.	.	.	.	.	.	.	.	.	2	3	2	1	2	10
C69 Occhio e annessi	.	.	.	.	.	.	.	.	.	.	.	.	.	.	.	1	.	.	1
C70 Meningi	.	.	.	.	.	.	.	.	.	.	.	.	.	1	.	.	.	.	1
C71 Cervello	2	1	.	.	.	1	1	1	1	1	2	2	3	3	3	1	1	1	26
C72 Midollo spin.nervi cra	.	.	.	.	.	.	.	.	.	.	.	.	2	1	.	.	.	.	3
C73 Ghiandola tiroide	.	.	.	.	.	1	.	1	1	1	1	2	1	2	2	.	.	.	11
C74 Ghiandole surrenali	.	.	.	.	.	.	.	.	.	.	.	.	1	.	.	.	.	.	1
C76 Altre e mal.def.sedi	.	.	.	.	.	.	.	.	.	1	.	.	.	.	.	.	.	.	1
C80 T.m.senza spec.di sede	.	.	.	.	.	.	.	.	.	.	1	1	2	.	1	.	1	1	7
C81 Malattia di Hodgkin	.	.	.	2	1	1	.	1	.	1	.	1	1	1	.	.	.	.	8
C82 Linfoma follicol.nonHod	.	.	.	.	.	.	.	.	.	1	.	.	2	.	.	1	.	.	4
C83 Linfoma diffuso nonHod	.	1	.	.	.	.	.	1	1	1	1	1	.	.	1	1	1	.	8
C84 Linfoma perif.cutane	.	.	.	.	.	.	.	.	.	.	.	.	3	.	.	.	1	.	4
C85 Al. n.s.linfomi nonHod	.	.	.	.	.	.	.	.	1	4	1	5	5	4	6	2	3	.	31
C88 Mal.immunoprolifer.mal	.	.	.	.	.	.	.	.	.	.	.	1	.	.	.	.	.	.	1
C90 Mieloma multipl.t.m.pl	.	.	.	.	.	.	.	.	.	.	1	1	.	1	.	2	.	1	6
C91 Leucemia linfoide	1	.	.	.	.	.	.	.	.	.	2	1	.	1	2	3	1	.	11
C92 Leucemia mieloide	.	.	.	.	.	.	.	1	.	1	.	.	2	1	2	3	2	1	13
C95 Leucemie cell.non spec	.	.	.	.	.	.	.	.	.	.	.	.	.	.	.	.	1	.	1
TUTTE LE SEDI	3	2	2	3	4	5	9	8	25	35	81	127	203	296	349	336	241	108	1837

INCIDENZA E MORTALITÀ PER CANCRO IN UMBRIA. 2003-2005

TABELLA 39. REGISTRO TUMORI UMBRO DI POPOLAZIONE, 2003-2005.

ASL n.1 -

Numero dei nuovi casi registrati nella popolazione residente, per eta' e per sede. Femmine.

SEDE	0-	5-	10-	15-	20-	25-	30-	35-	40-	45-	50-	55-	60-	65-	70-	75-	80-	85-	TOTALE
C00 Labbro	.	.	.	.	.	.	.	.	.	.	.	.	.	.	.	.	.	1	1
C05 Palato	.	.	.	.	.	.	.	.	.	.	2	.	.	1	.	.	.	.	3
C06 Altre ns parti bocca	.	.	.	.	.	.	.	.	1	.	.	.	.	.	1	1	.	.	3
C15 Esofago	.	.	.	.	.	.	.	.	.	.	.	.	.	.	.	.	.	2	2
C16 Stomaco	.	.	.	.	.	.	.	.	3	1	.	3	3	11	19	17	21	21	99
C17 Piccolo intestino	.	.	.	.	.	.	.	.	.	.	.	.	1	.	.	.	.	.	1
C18 Colon	.	.	.	.	.	.	.	.	.	5	8	8	9	10	23	18	22	19	122
C19 Giunz.rettosigmaidea	.	.	.	.	.	.	1	2	.	.	1	1	2	2	2	5	1	2	19
C20 Retto	.	.	.	.	.	.	.	.	.	.	2	5	2	5	6	6	4	5	35
C21 Ano e canale anale	.	.	.	.	.	.	.	.	.	.	.	1	.	.	2	.	.	.	3
C22 Fegato dotti intraepat	.	.	.	.	.	.	.	.	1	.	1	.	4	6	5	3	8	1	29
C23 Colecisti	.	.	.	.	.	.	.	.	.	.	.	.	.	.	1	3	.	.	4
C24 Al.n.s.parti vie bilia	.	.	.	.	.	.	.	.	.	.	.	.	.	.	1	3	2	2	8
C25 Pancreas	.	.	.	.	.	.	.	.	1	.	.	2	4	2	6	10	7	5	37
C26 Al.mal def.organi dige	.	.	.	.	.	.	.	.	.	.	.	.	.	.	.	.	.	1	1
C31 Seni accessori	.	.	.	.	.	.	.	.	.	.	.	.	.	.	.	.	.	1	1
C32 Laringe	.	.	.	.	.	.	.	.	.	.	1	.	.	.	.	1	.	.	2
C34 Bronchi e polmoni	.	.	.	.	.	.	.	.	.	5	5	6	3	2	5	7	4	4	41
C37 Timo	.	.	.	.	.	.	.	.	.	.	.	.	2	.	.	.	.	.	2
C41 Ossa cart.art.altre e	.	.	.	.	.	.	.	.	.	.	.	.	.	1	.	.	.	.	1
C43 Melanoma della pelle	.	.	.	.	2	1	.	1	1	.	2	.	1	1	4	1	.	1	15
C44 Pelle non melanomi	.	.	.	1	3	1	2	2	4	4	6	11	7	25	30	43	40	38	217
C45 Mesotelioma	.	.	.	.	.	.	.	.	.	.	.	.	1	.	.	.	.	.	1
C49 Tess.connettivo e moll	.	.	.	.	.	.	.	.	.	.	1	1	.	.	1	1	.	1	5
C50 Mammella	.	.	.	.	.	2	2	8	7	25	37	22	27	29	33	29	30	10	261
C51 Vulva	.	.	.	.	.	.	.	.	.	.	1	.	1	.	2	2	1	1	8
C52 Vagina	.	.	.	.	.	.	.	.	.	.	.	.	.	.	.	.	2	.	2
C53 Collo dell'utero	.	.	.	.	.	.	1	1	2	1	.	.	3	2	4	2	1	.	17
C54 Corpo dell'utero	.	.	.	.	.	.	.	.	1	3	7	7	8	11	6	9	5	3	60
C55 Utero n.s.	.	.	.	.	.	.	.	.	.	.	.	.	.	.	.	.	.	1	1
C56 Ovaio	.	.	.	.	.	3	.	.	1	1	3	4	3	6	6	6	3	3	39
C64 Rene eccet.pelvi renal	.	.	.	.	.	.	1	.	1	2	.	2	1	3	4	4	5	1	24
C65 Pelvi renale	.	.	.	.	.	.	.	.	.	.	1	.	.	.	.	1	.	.	2
C67 Vescica	.	.	.	.	.	.	1	1	.	1	1	2	4	5	8	5	6	4	38
C68 Al.n.s.organi urinari	.	.	.	.	.	.	.	.	.	.	1	.	.	1	.	.	.	1	3
C71 Cervello	1	.	.	.	.	.	.	1	1	.	.	2	2	2	4	4	4	2	23
C73 Ghiandola tiroide	.	.	1	.	1	1	4	2	6	5	3	4	1	5	3	.	1	1	38
C75 Al.ghiand.endocr.strut	.	.	.	.	.	.	.	.	.	.	.	.	.	.	.	1	.	.	1
C80 T.m.senza spec.di sede	.	.	.	.	.	.	.	1	.	.	.	.	1	.	1	.	1	1	5
C81 Malattia di Hodgkin	.	.	.	.	1	.	.	2	.	.	.	.	.	1	.	.	.	.	4
C83 Linfoma diffuso nonHod	.	.	.	.	.	.	.	.	1	.	.	.	.	.	.	1	2	.	4
C84 Linfoma perif.cutane	.	.	.	.	.	.	.	.	.	.	.	.	2	.	.	3	1	.	6
C85 Al. n.s.linfomi nonHod	.	.	.	.	.	1	1	1	2	.	.	1	.	3	3	2	5	1	20
C90 Mieloma multipl.t.m.pl	.	.	.	.	.	.	.	.	.	1	1	2	3	.	.	2	.	.	9
C91 Leucemia linfoide	.	3	1	.	.	.	.	1	.	.	.	.	.	2	2	3	1	.	13
C92 Leucemia mieloide	.	.	.	.	.	.	.	1	.	.	.	2	.	2	4	2	3	1	15
C95 Leucemie cell.non spec	.	.	.	.	.	.	.	.	.	.	1	1	1	.	1	.	.	2	6
TUTTE LE SEDI	1	3	2	2	6	9	13	23	34	54	83	89	96	138	187	195	180	136	1251

INCIDENZA E MORTALITÀ PER CANCRO IN UMBRIA. 2003-2005

TABELLA 40. REGISTRO TUMORI UMBRO DI POPOLAZIONE, 2003-2005.

ASL n.1 -

Tassi annui di incidenza per 100.000 residenti, per eta' e per sede. Maschi.

SEDE	0-14	15-	20-	25-	30-	35-	40-	45-	50-	55-	60-	65-	70-	75-	80-	85-	TOTALE
C00 Labbro	.	.	.	.	.	.	.	.	.	7.8	.	.	19.6	12.6	.	.	2.1
C01 Base della lingua	.	.	.	.	.	.	.	.	7.6	.	9.4	.	.	.	.	.	1.0
C02 Altre ns parti lingua	.	.	.	.	.	.	.	.	22.9	7.8	.	.	9.8	12.6	.	.	3.1
C04 Pavimento orale	.	.	.	.	.	.	.	.	.	.	.	17.7	9.8	.	.	.	1.6
C05 Palato	.	.	.	.	.	.	.	.	7.6	.	.	.	.	.	.	.	.5
C06 Altre ns parti bocca	.	.	.	.	.	.	.	.	.	.	.	.	9.8	.	.	.	.5
C07 Parotide	.	.	.	.	.	.	.	.	.	.	9.4	.	.	12.6	52.5	.	2.6
C08 Altre n.s.ghiand.saliv	.	.	.	.	.	.	.	.	.	.	.	.	.	12.6	.	.	.5
C09 Tonsille	.	.	.	.	.	.	.	.	.	7.8	.	.	9.8	.	.	.	1.0
C10 Orofaringe	.	.	.	.	.	.	.	.	7.6	.	9.4	.	.	.	17.5	.	1.6
C11 Nasofaringe	.	.	.	.	.	.	.	.	15.3	.	18.9	17.7	9.8	.	.	.	3.7
C12 Seno piriforme	.	.	.	.	.	.	.	.	.	.	.	8.8	9.8	.	35.0	.	2.1
C13 Ipofaringe	.	.	.	.	.	.	.	.	.	.	9.4	.	.	12.6	.	.	1.0
C14 Al.n.s.sedi lab.cav.or	.	.	.	.	.	.	.	.	.	.	9.4	.	.	.	.	.	.5
C15 Esofago	.	.	.	.	.	.	.	.	15.3	23.6	37.8	.	49.0	25.3	52.5	66.6	11.0
C16 Stomaco	.	.	.	.	.	13.4	15.0	45.8	63.0	56.7	177.8	294.5	392.1	140.0	432.9	.	66.0
C17 Piccolo intestino	.	.	.	.	.	.	.	.	.	.	.	.	9.8	12.6	.	.	1.0
C18 Colon	.	.	.	.	.	20.1	37.4	61.1	110.3	132.4	177.8	186.5	366.8	367.6	399.6	.	76.0
C19 Giunz.rettoSIGMOIDEA	.	.	.	.	.	6.5	.	7.6	7.8	47.2	26.6	19.6	63.2	52.5	33.3	.	11.5
C20 Retto	.	.	.	.	.	.	13.4	.	38.2	23.6	94.5	26.6	117.8	126.5	122.5	99.9	28.8
C21 Ano e canale anale	.	.	.	.	.	.	.	.	7.6	.	.	.	9.8	.	.	.	1.0
C22 Fegato dotti intraepat	.	.	.	.	.	.	.	.	.	23.6	47.2	133.4	88.3	139.1	157.5	33.3	27.8
C23 Colecisti	.	.	.	.	.	.	.	.	.	.	17.7	.	.	.	17.5	.	1.6
C24 Al.n.s.parti vie bilia	.	.	.	.	.	.	7.5	7.6	.	9.4	8.8	9.8	12.6	35.0	66.6	.	5.2
C25 Pancreas	.	.	.	.	.	.	6.7	22.4	.	31.5	66.2	35.5	39.2	151.8	52.5	66.6	21.0
C26 Al.mal def.organi dige	.	.	.	.	.	.	.	.	.	.	9.4	.	.	.	.	.	.5
C30 Cavità nasali orecc.me	.	.	.	.	.	.	.	7.6	.	.	.	.	.	.	.	.	.5
C32 Laringe	.	.	.	.	6.8	.	.	7.5	38.2	39.4	66.2	53.3	29.4	75.9	87.5	33.3	21.0
C33 Trachea	.	.	.	.	.	.	.	.	.	.	9.4	8.8	.	.	.	.	1.0
C34 Bronchi e polmoni	.	.	.	.	.	6.5	20.1	37.4	45.8	118.2	113.5	293.4	382.9	493.3	367.6	299.7	95.9
C37 Timo	.	.	.	.	.	.	.	.	.	.	.	.	.	12.6	.	.	.5
C40 Ossa cart.art.arti	.	.	.	.	.	.	.	.	.	.	9.4	.	.	.	.	.	.5
C43 Melanoma della pelle	.	.	.	.	6.8	.	13.4	7.5	7.6	31.5	28.3	17.7	29.4	37.9	17.5	66.6	12.0
C44 Pelle non melanomi	3.9	.	.	.	27.2	13.1	6.7	29.9	53.5	102.4	208.0	426.8	402.5	594.5	1067.9	765.9	143.5
C45 Mesotelioma	.	.	.	.	.	.	.	.	.	.	9.4	.	9.8	12.6	.	.	1.6
C46 Sarcoma di Kaposi	.	.	.	.	.	.	.	.	.	.	9.4	.	.	12.6	.	.	1.0
C48 Retroperit.peritoneo	.	.	.	.	.	.	.	.	.	.	.	.	9.8	.	.	33.3	1.0
C49 Tess.connettivo e moll	3.9	.	.	7.6	.	6.5	.	.	.	7.8	9.4	17.7	9.8	12.6	35.0	.	5.8
C50 Mammella	.	.	.	.	.	.	.	7.5	.	.	.	.	.	12.6	.	.	1.0
C60 Pene	.	.	.	.	.	.	.	.	.	7.8	9.4	.	.	.	.	33.3	1.6
C61 Prostata	.	.	.	.	.	.	15.0	30.6	189.2	387.8	667.0	991.6	809.6	682.7	532.8	.	191.7
C62 Testicolo	.	10.8	28.4	7.6	13.6	6.5	13.4	7.5	.	.	.	.	.	.	.	.	5.8
C63 Al.n.s.org.genit.masch	.	.	.	.	.	.	.	.	.	.	.	.	9.8	.	.	.	.5
C64 Rene eccet.pelvi renal	.	.	.	.	.	6.5	26.8	7.5	30.6	31.5	66.2	124.5	98.1	88.5	52.5	99.9	30.4
C65 Pelvi renale	.	.	.	.	.	.	.	.	.	.	28.3	.	.	.	.	.	1.6
C66 Uretere	.	.	.	.	.	.	.	.	.	.	18.9	8.8	19.6	.	.	66.6	3.7
C67 Vescica	.	.	.	.	.	.	15.0	53.5	94.6	160.8	204.5	353.4	455.4	612.7	166.5	.	90.6
C68 Al.n.s.organi urinari	.	.	.	.	.	.	.	.	.	.	17.7	29.4	25.3	17.5	66.6	.	5.2
C69 Occhio e annessi	.	.	.	.	.	.	.	.	.	.	.	.	12.6	.	.	.	.5
C70 Meningi	.	.	.	.	.	.	.	.	.	.	.	8.8	.	.	.	.	.5
C71 Cervello	11.8	.	.	7.6	6.8	6.5	6.7	7.5	15.3	15.7	28.3	26.6	29.4	37.9	17.5	33.3	13.6
C72 Midollo spin.nervi cra	.	.	.	.	.	.	.	.	.	.	18.9	8.8	.	.	.	.	1.6
C73 Ghiandola tiroide	.	.	.	7.6	.	.	6.7	7.5	7.6	15.7	9.4	17.7	19.6	.	.	.	5.8
C74 Ghiandole surrenali	.	.	.	.	.	.	.	.	.	.	9.4	.	.	.	.	.	.5
C76 Altre e mal.def.sedi	.	.	.	.	.	.	.	7.5	.	.	.	.	.	.	.	.	.5
C80 T.m.senza spec.di sede	.	.	.	.	.	.	.	.	7.6	7.8	18.9	.	9.8	.	17.5	33.3	3.7
C81 Malattia di Hodgkin	.	21.7	9.5	7.6	.	.	6.7	.	7.6	.	9.4	8.8	.	.	.	.	4.2
C82 Linfoma follicol.nonHo	.	.	.	.	.	.	.	7.5	.	.	18.9	.	.	12.6	.	.	2.1
C83 Linfoma diffuso nonHod	3.9	.	.	.	.	.	6.7	7.5	7.6	7.8	.	.	9.8	12.6	17.5	.	4.2
C84 Linfoma perif.cutane	.	.	.	.	.	.	.	.	.	.	28.3	.	.	.	17.5	.	2.1
C85 Al. n.s.linfomi nonHod	.	.	.	.	.	.	.	7.5	30.6	7.8	47.2	44.4	39.2	75.9	35.0	99.9	16.2
C88 Mal.immunoprolifer.mal	.	.	.	.	.	.	.	.	.	.	9.4	.	.	.	.	.	.5
C90 Mieloma multipl.t.m.pl	.	.	.	.	.	.	.	.	7.6	7.8	.	8.8	.	25.3	.	33.3	3.1
C91 Leucemia linfoide	3.9	.	.	.	.	.	.	.	15.3	7.8	.	8.8	19.6	37.9	17.5	.	5.8
C92 Leucemia mieloide	.	.	.	.	.	.	6.7	.	7.6	.	18.9	8.8	19.6	37.9	35.0	33.3	6.8
C95 Leucemie cell.non spec	.	.	.	.	.	.	.	.	.	.	.	.	.	.	17.5	.	.5
TUTTE LE SEDI	27.7	32.5	37.8	37.9	61.2	52.3	167.8	261.7	618.8	1001.2	1920.1	2632.5	3426.6	4250.4	4219.1	3596.4	962.3

INCIDENZA E MORTALITÀ PER CANCRO IN UMBRIA. 2003-2005

TABELLA 41. REGISTRO TUMORI UMBRO DI POPOLAZIONE, 2003-2005.

ASL n.1 -

Tassi annui di incidenza per 100.000 residenti, per eta' e per sede. Femmine.

SEDE	0-14	15-	20-	25-	30-	35-	40-	45-	50-	55-	60-	65-	70-	75-	80-	85-	TOTALE
C00 Labbro	.	.	.	.	.	.	.	.	.	.	.	.	.	.	.	14.6	.5
C05 Palato	.	.	.	.	.	.	.	.	.	15.9	.	7.9	.	.	.	.	1.5
C06 Altre ns parti bocca	.	.	.	.	.	6.7	.	.	.	.	.	.	8.3	8.9	.	.	1.5
C15 Esofago	.	.	.	.	.	.	.	.	.	.	.	.	.	.	.	29.3	1.0
C16 Stomaco	.	.	.	.	.	20.2	7.4	.	.	23.8	26.9	87.6	158.0	152.4	221.5	307.9	49.2
C17 Piccolo intestino	.	.	.	.	.	.	.	.	.	.	8.9	.	.	.	.	.	.5
C18 Colon	.	.	.	.	.	.	37.1	64.5	63.6	80.7	79.7	191.3	161.4	232.0	278.6	60.6	60.6
C19 Giunz.retto-sigmoidea	.	.	.	.	7.1	13.4	.	.	8.0	7.9	17.9	15.9	16.6	44.8	10.5	29.3	9.4
C20 Retto	.	.	.	.	.	.	.	.	16.1	39.7	17.9	39.8	49.9	53.8	42.1	73.3	17.4
C21 Ano e canale anale	.	.	.	.	.	.	.	.	.	7.9	.	.	16.6	.	.	.	1.5
C22 Pegato dotti intraepat	.	.	.	.	.	6.7	.	8.0	.	35.8	47.8	41.5	26.9	84.3	14.6	14.4	14.4
C23 Colecisti	.	.	.	.	.	.	.	.	.	.	.	8.3	26.9	.	.	.	2.0
C24 Al.n.s.parti vie biliar	.	.	.	.	.	.	.	.	.	.	.	8.3	26.9	21.0	29.3	4.0	4.0
C25 Pancreas	.	.	.	.	6.7	.	.	.	.	15.9	35.8	15.9	49.9	89.7	73.8	73.3	18.4
C26 Al.mal def.organi dige	.	.	.	.	.	.	.	.	.	.	.	.	.	.	.	14.6	.5
C31 Seni accessori	.	.	.	.	.	.	.	.	.	.	.	.	.	.	.	14.6	.5
C32 Laringe	.	.	.	.	.	.	.	.	8.0	.	.	.	8.9	.	.	.	1.0
C34 Bronchi e polmoni	.	.	.	.	.	.	37.1	40.3	47.7	26.9	15.9	41.5	62.7	42.1	58.6	20.4	20.4
C37 Timo	.	.	.	.	.	.	.	.	.	17.9	.	.	.	.	.	.	1.0
C41 Ossa cart.art.altre e	.	.	.	.	.	.	.	.	.	.	.	7.9	.	.	.	.	.5
C43 Melanoma della pelle	.	.	19.3	7.9	.	6.7	6.7	.	16.1	.	8.9	7.9	33.2	8.9	.	14.6	7.5
C44 Pelle non melanomi	.	11.4	28.9	7.9	14.2	13.4	27.0	29.7	48.4	87.5	62.7	199.2	249.5	385.7	421.9	557.2	107.9
C45 Mesotelioma	.	.	.	.	.	.	.	.	.	.	8.9	.	.	.	.	.	.5
C49 Tess.connettivo e moll	.	.	.	.	.	.	.	.	8.0	7.9	.	.	8.3	8.9	.	14.6	2.5
C50 Mammella	.	.	.	15.8	14.2	53.9	47.3	185.7	298.4	175.0	242.1	231.1	274.5	260.1	316.4	146.6	129.7
C51 Vulva	.	.	.	.	.	.	.	.	8.0	.	8.9	.	16.6	17.9	10.5	14.6	4.0
C52 Vagina	.	.	.	.	.	.	.	.	.	.	.	.	.	.	21.0	.	1.0
C53 Collo dell'utero	.	.	.	.	7.1	6.7	13.5	7.4	.	.	26.9	15.9	33.2	17.9	10.5	.	8.5
C54 Corpo dell'utero	.	.	.	.	.	6.7	22.2	56.4	55.6	71.7	87.6	49.9	80.7	52.7	43.9	29.8	29.8
C55 Utero n.s.	.	.	.	.	.	.	.	.	.	.	.	.	.	.	.	14.6	.5
C56 Ovaio	.	.	.	23.7	.	.	6.7	7.4	24.2	31.8	26.9	47.8	49.9	53.8	31.6	43.9	19.4
C64 Rene eccet.pelvi renal	.	.	.	.	7.1	.	6.7	14.8	.	15.9	8.9	23.9	33.2	35.8	52.7	14.6	11.9
C65 Pelvi renale	.	.	.	.	.	.	.	.	8.0	.	.	.	.	8.9	.	.	1.0
C67 Vescica	.	.	.	.	7.1	6.7	.	7.4	8.0	15.9	35.8	39.8	66.5	44.8	63.2	58.6	18.9
C68 Al.n.s.organi urinari	.	.	.	.	.	.	.	.	8.0	.	.	7.9	.	.	.	14.6	1.5
C71 Cervello	4.1	.	.	.	.	6.7	6.7	.	.	15.9	17.9	15.9	33.2	35.8	42.1	29.3	11.4
C73 Ghiandola tiroide	4.1	.	9.6	7.9	28.4	13.4	40.5	37.1	24.2	31.8	8.9	39.8	24.9	.	10.5	14.6	18.9
C75 Al.ghiand.endocr.strut	.	.	.	.	.	.	.	.	.	.	.	.	.	8.9	.	.	.5
C80 T.m.senza spec.di sede	.	.	.	.	.	6.7	.	.	.	.	8.9	.	8.3	.	10.5	14.6	2.5
C81 Malattia di Hodgkin	.	11.4	.	.	.	13.4	.	.	.	.	.	7.9	.	.	.	.	2.0
C83 Linfoma diffuso nonHod	.	.	.	.	.	.	6.7	.	.	.	.	.	.	8.9	21.0	.	2.0
C84 Linfoma perif.cutane	.	.	.	.	.	.	.	.	.	.	17.9	.	.	26.9	10.5	.	3.0
C85 Al. n.s.linfomi nonHod	.	.	.	7.9	7.1	6.7	13.5	.	.	7.9	.	23.9	24.9	17.9	52.7	14.6	9.9
C90 Mieloma multipl.t.m.pl	.	.	.	.	.	.	.	7.4	8.0	15.9	26.9	.	.	17.9	.	.	4.5
C91 Leucemia linfoide	16.5	.	.	.	.	6.7	.	.	.	.	.	15.9	16.6	26.9	10.5	.	6.5
C92 Leucemia mieloide	.	.	.	.	.	6.7	.	.	.	15.9	.	15.9	33.2	17.9	31.6	14.6	7.5
C95 Leucemie cell.non spec	.	.	.	.	.	.	.	.	8.0	7.9	8.9	.	8.3	.	.	29.3	3.0
TUTTE LE SEDI	24.8	22.8	57.9	71.1	92.5	155.1	229.8	401.2	669.5	708.0	861.1	1099.9	1555.6	1749.1	1898.7	1994.4	621.9

INCIDENZA E MORTALITÀ PER CANCRO IN UMBRIA, 2003-2005

TABELLA 42. REGISTRO TUMORI UMBRO DI POPOLAZIONE, 2003-2005.

ASL n.1 -

Tassi standardizzati (pop. 1991) di incidenza per 100.000 residenti, per sede.

SEDE	popolazione	MASCHI						FEMMINE					
		TUTTE LE ETA'			0-74			TUTTE LE ETA'			0-74		
		----tassi standardizzati----	tassi standardizzati		tassi standardizzati		----tassi standardizzati----	tassi standardizzati		tassi standardizzati			
Umbra ( E.S.)	Italiana	Mond.	Umbra	Italiana	Mond.	Umbra ( E.S.)	Italiana	Mond.	Umbra	Italiana	Mond.		
C00 Labbro		1.8 ( 1.6)	1.5	.8	1.5	1.2	.7	.2 ( .3)	.2	.1	.	.	.
C01 Base della lingua		1.1 ( 1.4)	1.0	.8	1.2	1.1	.8	.	.	.	.	.	.
C02 Altre ns parti lingua		3.0 ( 2.1)	2.7	1.8	2.7	2.4	1.7	.	.	.	.	.	.
C04 Pavimento orale		1.6 ( 1.6)	1.3	.7	1.7	1.4	.7	.	.	.	.	.	.
C05 Palato		.5 ( .9)	.5	.4	.6	.5	.4	1.5 ( 1.5)	1.4	.9	1.7	1.5	.9
C06 Altre ns parti bocca		.4 ( .7)	.3	.2	.5	.4	.2	1.2 ( 1.2)	1.0	.7	.9	.8	.6
C07 Parotide		2.4 ( 1.9)	2.1	.8	.7	.6	.4	.	.	.	.	.	.
C08 Altre n.s.ghiand.saliv		.5 ( .8)	.4	.1	.	.	.	.	.	.	.	.	.
C09 Tonsille		.9 ( 1.1)	.8	.5	1.0	.9	.5	.	.	.	.	.	.
C10 Orofaringe		1.6 ( 1.6)	1.4	.8	1.2	1.1	.8	.	.	.	.	.	.
C11 Nasofaringe		3.9 ( 2.5)	3.3	2.3	4.2	3.6	2.3	.	.	.	.	.	.
C12 Seno piriforme		1.9 ( 1.6)	1.6	.6	1.1	.9	.5	.	.	.	.	.	.
C13 Ipofaringe		1.1 ( 1.4)	1.0	.5	.7	.6	.4	.	.	.	.	.	.
C14 Al.n.s.sedi lab.cav.or		.6 ( 1.1)	.5	.4	.7	.6	.4	.	.	.	.	.	.
C15 Esofago		10.3 ( 3.9)	9.0	5.1	7.8	6.7	4.3	.4 ( .5)	.4	.1	.	.	.
C16 Stomaco		61.3 ( 9.5)	52.5	26.8	40.2	33.3	20.4	33.1 ( 6.1)	28.5	13.7	19.3	15.8	9.7
C17 Piccolo intestino		.9 ( 1.1)	.7	.3	.5	.4	.2	.6 ( 1.0)	.5	.4	.6	.6	.4
C18 Colon		71.6 ( 10.4)	62.5	32.8	46.9	40.2	25.8	45.1 ( 7.5)	39.4	21.6	32.0	27.3	17.8
C19 Giunz.rettoSIGMOIDEA		11.3 ( 4.2)	9.8	5.2	7.8	6.6	4.3	7.8 ( 3.2)	6.9	4.1	5.8	5.2	3.6
C20 Retto		27.3 ( 6.4)	23.7	13.0	19.7	16.7	10.8	13.6 ( 4.2)	11.8	6.4	10.4	8.8	5.4
C21 Ano e canale anale		.9 ( 1.2)	.8	.6	1.0	.9	.6	1.2 ( 1.3)	1.0	.7	1.3	1.1	.7
C22 Fegato dotti intraepat		26.8 ( 6.4)	22.5	11.0	18.6	15.2	8.8	11.6 ( 3.9)	9.9	5.3	9.0	7.5	4.6
C23 Colecisti		1.6 ( 1.6)	1.3	.6	1.2	1.0	.5	1.4 ( 1.2)	1.1	.4	.4	.3	.2
C24 Al.n.s.parti vie biliar		4.8 ( 2.7)	4.3	2.3	2.8	2.5	1.7	2.3 ( 1.4)	2.0	.7	.4	.3	.2
C25 Pancreas		20.3 ( 5.6)	17.6	9.6	13.3	11.5	7.7	13.3 ( 4.0)	11.5	5.6	7.7	6.4	4.0
C26 Al.mal def.organi dige		.6 ( 1.1)	.5	.4	.7	.6	.4	.2 ( .3)	.2	.1	.	.	.
C30 Cavità nasali orecc.me		.5 ( .9)	.5	.4	.6	.5	.4	.	.	.	.	.	.
C31 Seni accessori		.	.	.	.	.	.	.2 ( .3)	.2	.1	.	.	.
C32 Laringe		20.6 ( 5.7)	18.2	10.5	16.4	14.3	9.4	.9 ( 1.1)	.8	.5	.6	.6	.4
C33 Trachea		1.2 ( 1.5)	1.0	.6	1.3	1.1	.7	.	.	.	.	.	.
C34 Bronchi e polmoni		89.9 ( 11.6)	76.8	40.1	62.9	52.5	32.5	16.9 ( 4.8)	15.2	9.7	13.7	12.3	8.7
C37 Timo		.5 ( .8)	.4	.1	.	.	.	1.2 ( 1.5)	1.0	.7	1.3	1.1	.7
C40 Ossa cart.art.arti		.6 ( 1.1)	.5	.4	.7	.6	.4	.	.	.	.	.	.
C41 Ossa cart.art.altre e		.	.	.	.	.	.	.5 ( .9)	.4	.2	.6	.5	.2
C43 Melanoma della pelle		11.5 ( 4.2)	10.3	6.4	9.4	8.4	5.7	7.0 ( 3.3)	6.7	5.2	7.0	6.6	5.2
C44 Pelle non melanomi		133.8 ( 14.1)	115.8	56.7	81.1	68.0	42.4	78.2 ( 9.8)	69.2	37.2	49.5	43.2	29.0
C45 Mesotelioma		1.5 ( 1.6)	1.3	.7	1.1	.9	.6	.6 ( 1.0)	.5	.4	.6	.6	.4
C46 Sarcoma di Kaposi		1.1 ( 1.4)	1.0	.5	.7	.6	.4	.	.	.	.	.	.
C48 Retroperit.peritoneo		.9 ( 1.1)	.8	.4	.5	.4	.2	.	.	.	.	.	.
C49 Tess.connettivo e moll		5.6 ( 3.0)	5.2	3.8	4.7	4.3	3.5	2.0 ( 1.6)	1.8	1.1	1.5	1.4	.9
C50 Mammella		1.0 ( 1.2)	.9	.6	.5	.5	.5	114.6 ( 12.7)	102.6	68.3	102.7	91.6	64.7
C51 Vulva		.	.	.	.	.	.	3.0 ( 1.9)	2.6	1.4	2.0	1.7	1.1
C52 Vagina		.	.	.	.	.	.	.5 ( .6)	.5	.1	.	.	.
C53 Collo dell'utero		.	.	.	.	.	.	7.6 ( 3.3)	6.7	4.5	7.2	6.3	4.4
C54 Corpo dell'utero		.	.	.	.	.	.	26.8 ( 6.2)	23.5	14.6	23.6	20.6	13.6
C55 Utero n.s.		.	.	.	.	.	.	.2 ( .3)	.2	.1	.	.	.
C56 Ovaio		.	.	.	.	.	.	16.8 ( 4.9)	15.1	9.7	14.5	12.9	8.9
C60 Pene		1.6 ( 1.6)	1.5	.9	1.2	1.1	.7	.	.	.	.	.	.
C61 Prostata		182.1 ( 16.7)	153.0	79.5	137.8	112.7	66.7	.	.	.	.	.	.
C62 Testicolo		6.0 ( 3.2)	6.5	6.3	6.5	7.0	6.4	.	.	.	.	.	.
C63 Al.n.s.org.genit.masch		.4 ( .7)	.3	.2	.5	.4	.2	.	.	.	.	.	.
C64 Rene ecet.pelvi renal		29.6 ( 6.8)	25.6	15.2	25.6	21.8	13.9	9.4 ( 3.4)	8.2	4.8	7.1	6.1	4.2
C65 Pelvi renale		1.9 ( 1.9)	1.6	1.1	2.0	1.8	1.2	.9 ( 1.1)	.8	.5	.6	.6	.4
C66 Uretere		3.6 ( 2.4)	3.1	1.7	2.9	2.4	1.4	.	.	.	.	.	.
C67 Vescica		84.5 ( 11.2)	72.1	35.4	54.0	45.0	27.5	14.9 ( 4.4)	12.9	7.3	11.7	10.0	6.4
C68 Al.n.s.organi urinari		4.7 ( 2.6)	4.0	1.8	2.6	2.1	1.1	1.3 ( 1.3)	1.1	.7	1.1	1.0	.7
C69 Occhio e annessi		.5 ( .8)	.4	.1	.	.	.	.	.	.	.	.	.
C70 Meningi		.6 ( 1.0)	.5	.3	.6	.5	.3	.	.	.	.	.	.
C71 Cervello		13.3 ( 4.6)	12.3	11.0	11.9	11.0	10.6	9.0 ( 3.4)	7.9	5.5	6.7	5.9	4.9
C72 Midollo spin.nervi cra		1.8 ( 1.8)	1.6	1.0	2.0	1.7	1.0	.	.	.	.	.	.
C73 Ghiandola tiroide		5.7 ( 3.0)	5.1	3.8	6.1	5.5	3.9	18.4 ( 5.2)	17.5	14.4	19.4	18.3	14.5
C74 Ghiandole surrenali		.6 ( 1.1)	.5	.4	.7	.6	.4	.	.	.	.	.	.
C75 Al.ghiand.endocr.strut		.	.	.	.	.	.	.3 ( .6)	.3	.1	.	.	.
C76 Altre e mal.def.sedi		.5 ( .8)	.5	.4	.5	.5	.5	.	.	.	.	.	.
C80 T.m.senza spec.di sede		3.6 ( 2.4)	3.2	1.9	2.9	2.6	1.7	1.9 ( 1.5)	1.7	1.1	1.5	1.3	.9
C81 Malattia di Hodgkin		4.8 ( 2.9)	5.0	4.7	5.2	5.4	4.8	2.1 ( 1.9)	2.2	2.1	2.3	2.4	2.1
C82 Linfoma follicol.nonHo		2.2 ( 1.9)	2.0	1.3	1.9	1.7	1.2	.	.	.	.	.	.
C83 Linfoma diffuso nonHod		3.8 ( 2.4)	3.6	3.1	3.2	3.0	3.0	1.3 ( 1.2)	1.2	.6	.5	.5	.4
C84 Linfoma perif.cutane		2.3 ( 2.0)	2.0	1.2	2.0	1.8	1.2	2.5 ( 1.8)	2.1	1.0	1.3	1.1	.7
C85 Al. n.s.linfomi nonHod		15.8 ( 5.0)	13.8	7.7	11.6	10.0	6.4	7.8 ( 3.2)	7.0	4.3	6.1	5.5	3.9
C88 Mal.immunoprolifer.mal		.6 ( 1.1)	.5	.4	.7	.6	.4	.	.	.	.	.	.
C90 Mieloma multipl.t.m.pl		3.0 ( 2.1)	2.7	1.4	1.7	1.5	1.0	4.5 ( 2.6)	4.0	2.7	4.1	3.7	2.6
C91 Leucemia linfoide		5.4 ( 2.8)	4.8	3.7	3.8	3.4	3.3	5.8 ( 2.9)	5.6	6.3	4.9	4.8	6.1
C92 Leucemia mieloide		6.4 ( 3.1)	5.6	2.9	4.0	3.4	2.2	5.6 ( 2.6)	4.8	2.6	4.3	3.6	2.2
C95 Leucemie cell.non spec		.4 ( .7)	.4	.1	.	.	.	2.4 ( 1.8)	2.2	1.4	2.2	1.9	1.3
TUTTE LE SEDI		913.7 ( 37.3)	788.6	427.4	649.9	549.8	352.8	498.4 ( 25.6)	442.3	269.9	388.3	341.5	237.7



INCIDENZA E MORTALITÀ PER CANCRO IN UMBRIA. 2003-2005

TABELLA 43. REGISTRO TUMORI UMBRO DI POPOLAZIONE, 2003-2005.

ASL n.1 -

Rischi cumulativi di incidenza per 100 e tassi troncati 35-64 anni (grezzi e standardizzati) per 100.000 residenti, per sede.

SEDE	MASCHI							FEMMINE						
	rischi cumulativi			tassi troncati				rischi cumulativi			tassi troncati			
	0-74	0-64	55-74	grezzo	Umbria	Italia	Mond.	0-74	0-64	55-74	grezzo	Umbria	Italia	Mond.
C00 Labbro	.1	.	.1	1.3	1.3	1.2	1.0	.	.	.	.	.	.	.
C01 Base della lingua	.1	.1	.	2.5	2.9	2.7	2.5	.	.	.	.	.	.	.
C02 Altre ns parti lingua	.2	.2	.1	5.0	5.2	5.1	4.7	.	.	.	.	.	.	.
C04 Pavimento orale	.1	.	.1	.	.	.	.	.	.	.	.	.	.	.
C05 Palato	.	.	.	1.3	1.3	1.3	1.2	.1	.1	.1	2.5	2.6	2.5	2.1
C06 Altre ns parti bocca	.	.	.	.	.	.	.	.1	.	.	1.3	1.2	1.2	1.3
C07 Parotide	.	.	.	1.3	1.6	1.4	1.2	.	.	.	.	.	.	.
C09 Tonsille	.1	.	.1	1.3	1.3	1.2	1.0	.	.	.	.	.	.	.
C10 Orofaringe	.1	.1	.	2.5	2.9	2.7	2.5	.	.	.	.	.	.	.
C11 Nasofaringe	.3	.2	.2	5.0	5.8	5.5	4.9	.	.	.	.	.	.	.
C12 Seno piriforme	.1	.	.1	.	.	.	.	.	.	.	.	.	.	.
C13 Ipofaringe	.	.	.	1.3	1.6	1.4	1.2	.	.	.	.	.	.	.
C14 Al.n.s.sedi lab.cav.or	.	.	.	1.3	1.6	1.4	1.2	.	.	.	.	.	.	.
C15 Esofago	.6	.4	.6	11.3	12.7	12.1	10.4	.	.	.	.	.	.	.
C16 Stomaco	3.3	1.0	2.9	30.0	32.1	31.2	28.3	1.6	.4	1.5	12.6	13.1	12.8	11.9
C17 Piccolo intestino	.	.	.	.	.	.	.	.	.	.	1.3	1.5	1.4	1.2
C18 Colon	3.6	1.8	3.0	55.1	59.6	57.7	52.3	2.6	1.2	2.1	37.9	40.5	39.3	36.2
C19 Giunz.retto sigmoidea	.6	.3	.5	10.0	11.5	10.9	9.6	.4	.3	.3	7.6	7.9	7.8	7.3
C20 Retto	1.6	.8	1.3	25.0	28.5	27.1	24.0	.8	.4	.7	11.4	12.1	11.7	10.0
C21 Ano e canale anale	.1	.	.	1.3	1.3	1.3	1.2	.1	.	.1	1.3	1.3	1.2	1.0
C22 Fegato dotti intraepat	1.5	.4	1.5	10.0	11.7	11.0	9.2	.7	.3	.6	7.6	8.6	8.1	7.2
C23 Colecisti	.1	.	.1	.	.	.	.	.	.	.	.	.	.	.
C24 Al.n.s.parti vie bilia	.2	.1	.1	3.8	4.1	3.9	3.9	.	.	.	.	.	.	.
C25 Pancreas	1.0	.6	.9	18.8	20.8	19.9	18.3	.6	.3	.6	8.8	9.7	9.2	8.0
C26 Al.mal def.organi dige	.	.	.	1.3	1.6	1.4	1.2	.	.	.	.	.	.	.
C30 Cavità nasali orecc.me	.	.	.	1.3	1.3	1.3	1.2	.	.	.	.	.	.	.
C32 Laringe	1.2	.8	.9	22.5	25.0	24.0	21.2	.	.	.	1.3	1.4	1.4	1.3
C33 Trachea	.1	.	.1	1.3	1.6	1.4	1.2	.	.	.	.	.	.	.
C34 Bronchi e polmoni	5.0	1.7	4.4	52.5	56.2	54.6	49.7	1.0	.8	.7	24.0	24.8	24.4	23.3
C37 Timo	.	.	.	.	.	.	.	.1	.1	.1	2.5	3.0	2.7	2.3
C40 Ossa cart.art.arti	.	.	.	1.3	1.6	1.4	1.2	.	.	.	.	.	.	.
C41 Ossa cart.art.altre e	.	.	.	.	.	.	.	.	.	.	.	.	.	.
C43 Melanoma della pelle	.7	.5	.5	13.8	14.7	14.2	13.0	.5	.3	.3	6.3	6.6	6.5	6.4
C44 Pelle non melanomi	6.2	2.2	5.5	61.3	68.3	65.4	58.3	3.8	1.6	3.0	42.9	44.5	43.7	40.8
C45 Mesotelioma	.1	.	.1	1.3	1.6	1.4	1.2	.	.	.	1.3	1.5	1.4	1.2
C46 Sarcoma di Kaposi	.	.	.	1.3	1.6	1.4	1.2	.	.	.	.	.	.	.
C48 Retroperit.peritoneo	.	.	.	.	.	.	.	.	.	.	.	.	.	.
C49 Tess.connettivo e moll	.4	.2	.2	3.8	3.9	3.8	3.5	.1	.1	.1	2.5	2.6	2.6	2.3
C50 Mammella	.	.	.	1.3	1.2	1.2	1.4	7.4	5.0	4.5	159.1	165.9	163.2	157.5
C51 Vulva	.	.	.	.	.	.	.	.2	.1	.1	2.5	2.9	2.7	2.5
C53 Collo dell'utero	.	.	.	.	.	.	.	.6	.3	.4	8.8	9.2	9.0	8.8
C54 Corpo dell'utero	.	.	.	.	.	.	.	1.7	1.1	1.3	32.8	35.2	34.1	31.2
C56 Ovaio	.	.	.	.	.	.	.	1.1	.6	.8	15.2	16.1	15.7	14.2
C60 Pene	.1	.1	.1	2.5	2.8	2.7	2.2	.	.	.	.	.	.	.
C61 Prostata	10.8	3.1	10.6	88.8	102.6	96.7	82.3	.	.	.	.	.	.	.
C62 Testicolo	.4	.4	.	5.0	4.7	4.8	5.3	.	.	.	.	.	.	.
C63 Al.n.s.org.genit.masch	.	.	.	.	.	.	.	.	.	.	.	.	.	.
C64 Rene eccet.pelvi renal	1.9	.8	1.6	26.3	28.3	27.5	25.4	.6	.3	.4	7.6	7.6	7.5	7.4
C65 Pelvi renale	.1	.1	.1	3.8	4.7	4.3	3.7	.	.	.	1.3	1.4	1.4	1.3
C66 Uretere	.2	.1	.2	2.5	3.2	2.9	2.4	.	.	.	.	.	.	.
C67 Vescica	4.3	1.6	4.0	47.5	53.4	51.0	44.5	.9	.4	.8	11.4	12.2	11.7	10.7
C68 Al.n.s.organi urinari	.2	.	.2	.	.	.	.	.1	.	.	1.3	1.4	1.4	1.3
C70 Meningi	.	.	.	.	.	.	.	.	.	.	.	.	.	.
C71 Cervello	.9	.7	.5	12.5	13.3	13.0	12.2	.5	.3	.4	7.6	7.9	7.7	7.0
C72 Midollo spin.nervi cra	.1	.1	.1	2.5	3.2	2.9	2.4	.	.	.	.	.	.	.
C73 Ghiandola tiroide	.5	.3	.3	7.5	7.8	7.6	7.2	1.4	1.1	.5	26.5	26.0	26.2	26.8
C74 Ghiandole surrenali	.	.	.	1.3	1.6	1.4	1.2	.	.	.	.	.	.	.
C76 Altre e mal.def.sedi	.	.	.	1.3	1.2	1.2	1.4	.	.	.	.	.	.	.
C80 T.m.senza spec.di sede	.2	.2	.2	5.0	5.7	5.4	4.7	.1	.1	.1	2.5	2.6	2.6	2.5
C81 Malattia di Hodgkin	.4	.3	.1	3.8	4.1	4.0	3.8	.2	.1	.	2.5	2.3	2.4	2.6
C82 Linfoma follicol.nonHo	.1	.1	.1	3.8	4.3	4.1	3.9	.	.	.	.	.	.	.
C83 Linfoma diffuso nonHod	.3	.2	.1	5.0	4.9	5.0	5.0	.	.	.	1.3	1.2	1.2	1.3
C84 Linfoma perif.cutane	.1	.1	.1	3.8	4.7	4.3	3.7	.1	.1	.1	2.5	3.0	2.7	2.3
C85 Al. n.s.linfomi nonHod	.9	.5	.7	13.8	15.5	14.9	13.5	.5	.2	.3	5.1	4.8	4.9	4.9
C88 Mal.immunoprolifer.mal	.	.	.	1.3	1.6	1.4	1.2	.	.	.	.	.	.	.
C90 Mieloma multipl.t.m.pl	.1	.1	.1	2.5	2.6	2.5	2.2	.3	.3	.2	8.8	9.6	9.2	8.3
C91 Leucemia linfoide	.3	.2	.2	3.8	3.9	3.8	3.5	.4	.3	.2	1.3	1.1	1.2	1.3
C92 Leucemia mieloide	.3	.2	.2	5.0	5.6	5.4	5.0	.4	.1	.3	3.8	3.8	3.7	3.4
C95 Leucemie cell.non spec	.	.	.	.	.	.	.	.2	.1	.1	3.8	4.1	4.0	3.5
TUTTE LE SEDI	40.4	19.2	36.2	599.3	665.8	638.1	570.0	25.9	15.4	19.0	478.6	501.0	490.5	462.7

INCIDENZA E MORTALITÀ PER CANCRO IN UMBRIA. 2003-2005

TABELLA 44. REGISTRO TUMORI UMBRO DI POPOLAZIONE, 2003-2005.

ASL n.2 -

Numero dei nuovi casi registrati nella popolazione residente, per eta' e per sede. Maschi.

SEDE	0-	5-	10-	15-	20-	25-	30-	35-	40-	45-	50-	55-	60-	65-	70-	75-	80-	85-	TOTALE
C00 Labbro	.	.	.	.	.	.	.	.	.	.	1	.	.	1	.	3	.	1	6
C01 Base della lingua	.	.	.	.	.	.	.	.	.	.	1	.	1	.	1	2	1	.	6
C02 Altre ns parti lingua	.	.	.	.	.	.	.	.	1	.	2	1	3	1	.	1	1	2	12
C03 Gengiva	.	.	.	.	.	.	.	.	.	.	.	1	.	.	.	.	.	.	1
C04 Pavimento orale	.	.	.	.	.	.	.	1	.	.	.	.	1	1	.	.	.	.	3
C05 Palato	.	.	.	.	.	.	.	1	.	.	.	.	1	1	.	.	.	.	3
C06 Altre ns parti bocca	.	.	.	.	.	.	.	.	1	.	2	1	1	.	2	.	.	.	6
C07 Parotide	.	.	.	.	.	.	.	.	.	.	1	.	.	1	.	2	1	1	6
C08 Altre n.s.ghiand.saliv	.	.	.	.	.	.	.	.	.	.	.	.	.	.	.	.	2	.	2
C09 Tonsille	.	.	.	.	.	.	.	.	.	.	.	.	1	.	.	.	.	1	2
C10 Orofaringe	.	.	.	.	.	.	.	.	.	.	.	.	1	1	.	1	.	1	4
C11 Nasofaringe	.	.	.	1	.	.	.	.	1	1	.	.	.	.	.	.	.	.	3
C12 Seno piriforme	.	.	.	.	.	.	.	.	.	.	1	1	.	1	4	1	.	.	8
C13 Ipofaringe	.	.	.	.	.	.	.	.	1	.	.	.	.	.	.	.	.	.	1
C15 Esofago	.	.	.	.	.	.	.	.	.	2	.	1	1	2	4	3	3	2	18
C16 Stomaco	.	.	.	.	.	.	1	2	2	4	10	14	26	43	58	49	47	26	282
C17 Piccolo intestino	.	.	.	.	.	.	.	.	.	.	1	1	3	1	.	1	.	2	9
C18 Colon	.	.	.	1	1	.	1	2	4	7	12	30	39	51	55	67	46	34	350
C19 Giunz.rettoSIGMOIDEA	.	.	.	.	.	.	.	.	.	2	.	5	5	15	18	12	7	1	65
C20 Retto	.	.	.	.	1	1	1	1	2	3	3	6	14	12	27	24	15	5	114
C21 Ano e canale anale	.	.	.	.	.	.	.	.	.	.	.	.	1	2	2	1	2	.	8
C22 Fegato dotti intraepat	.	.	.	.	.	.	.	.	.	4	6	5	9	7	19	23	13	4	90
C23 Colecisti	.	.	.	.	.	.	.	.	.	.	.	2	.	2	1	1	1	.	7
C24 Al.n.s.parti vie bilia	.	.	.	.	.	.	.	.	.	.	2	1	.	5	4	7	3	4	26
C25 Pancreas	.	.	.	.	.	.	.	.	.	3	6	3	12	7	14	16	8	1	70
C26 Al.mal def.organi dige	.	.	.	.	.	.	.	.	.	.	.	.	.	1	.	.	.	1	2
C30 Cavità nasali orecc.me	.	.	.	.	.	.	.	.	.	.	.	.	.	1	1	1	.	.	3
C31 Seni accessori	.	.	.	.	.	.	.	.	.	.	.	.	2	.	.	.	2	.	4
C32 Laringe	.	.	.	.	.	.	.	.	.	1	4	5	10	14	12	13	7	1	67
C33 Trachea	.	.	.	.	.	.	.	.	.	.	1	.	1	2	.	1	1	.	6
C34 Bronchi e polmoni	.	.	.	.	.	.	.	1	3	20	18	29	43	57	83	103	51	15	423
C37 Timo	.	.	.	.	.	.	.	1	.	.	.	.	.	.	.	.	.	.	1
C38 Cuore mediastino pleur	.	.	.	.	.	.	.	.	1	.	.	1	.	.	.	.	.	.	2
C40 Ossa cart.art.arti	.	.	3	.	.	.	.	.	.	2	.	.	1	1	.	1	.	.	8
C41 Ossa cart.art.altre e	.	.	1	.	.	.	.	.	1	1	1	1	1	.	.	.	.	6	
C43 Melanoma della pelle	.	.	.	.	.	1	4	5	2	5	5	4	2	9	4	8	4	3	56
C44 Pelle non melanomi	.	.	.	.	1	1	2	6	5	5	7	22	22	74	92	99	88	46	470
C45 Mesotelioma	.	.	.	.	.	.	.	.	1	1	1	.	1	2	.	.	.	.	6
C46 Sarcoma di Kaposi	.	.	.	.	.	.	.	.	.	.	1	.	.	.	.	.	.	.	1
C48 Retroperit.peritoneo	.	.	.	.	.	.	.	.	.	.	.	.	1	.	.	.	.	.	1
C49 Tess.connettivo e moll	.	.	.	.	1	2	2	1	1	.	1	.	.	4	3	1	2	.	18
C50 Mammella	.	.	.	.	.	.	.	.	.	.	.	1	.	.	2	2	2	.	7
C60 Pene	.	.	.	.	.	.	.	.	1	1	.	.	4	.	4	2	1	1	14
C61 Prostata	.	.	.	.	.	.	.	.	.	1	4	39	85	141	138	144	65	27	644
C62 Testicolo	.	.	.	.	2	6	6	4	1	1	1	.	.	.	1	.	.	.	22
C63 Al.n.s.org.genit.masch	.	.	.	.	.	.	.	.	1	.	.	.	1	.	1	.	.	.	3
C64 Rene eccet.pelvi renal	.	1	.	.	.	.	3	1	4	6	9	9	9	21	18	12	6	7	106
C65 Pelvi renale	.	.	.	.	.	.	.	.	.	1	1	1	1	1	1	1	.	.	7
C66 Uretere	.	.	.	.	.	.	.	.	.	.	1	3	5	1	2	3	.	.	15
C67 Vescica	.	.	.	.	.	1	2	1	3	11	15	18	31	52	66	78	47	25	350
C68 Al.n.s.organi urinari	.	.	.	.	.	.	1	.	1	.	.	.	.	2	.	2	1	1	8
C69 Occhio e annessi	.	.	.	.	.	.	.	.	1	.	.	.	.	1	.	1	1	.	4
C70 Meningi	.	.	.	.	.	.	.	.	.	.	.	.	.	.	.	1	.	.	1
C71 Cervello	.	.	2	1	.	3	4	1	4	3	4	12	12	10	4	4	1	.	65
C72 Midollo spin.nervi cra	.	.	.	.	.	.	.	.	.	.	.	1	.	.	.	.	.	.	1
C73 Ghiandola tiroide	.	.	.	.	1	1	1	3	2	1	.	5	2	1	3	.	.	.	20
C74 Ghiandole surrenali	.	1	.	.	.	.	.	.	1	.	.	.	.	.	.	1	1	.	4
C75 Al.ghiand.endocr.strut	.	.	.	.	.	.	.	1	.	.	.	.	1	.	.	.	.	.	2
C76 Altre e mal.def.sedi	.	.	.	.	.	.	.	.	.	.	1	.	.	.	.	.	.	1	2
C80 T.m.senza spec.di sede	.	.	.	.	.	.	1	.	.	.	.	.	1	7	2	3	8	5	27
C81 Malattia di Hodgkin	.	.	.	.	1	2	.	.	.	2	.	1	1	1	1	1	.	.	11
C82 Linfoma follicol.nonHo	.	.	.	.	.	.	.	.	.	.	.	3	.	1	1	3	1	.	9
C83 Linfoma diffuso nonHod	.	1	.	.	.	.	1	1	.	2	2	2	3	5	8	4	4	3	36
C84 Linfoma perif.cutane	.	.	.	.	.	.	.	.	.	1	.	1	.	.	.	.	1	.	4
C85 Al. n.s.linfomi nonHod	.	.	.	.	1	.	1	3	2	.	3	3	6	6	8	5	9	.	47
C90 Mieloma multipl.t.m.pl	.	.	.	.	.	.	.	.	1	3	2	3	2	8	8	4	2	.	33
C91 Leucemia linfoide	3	3	2	1	.	.	.	2	.	.	2	7	4	8	4	5	6	.	47
C92 Leucemia mieloide	.	.	1	.	.	.	1	2	.	1	2	4	3	11	7	6	5	2	45
C95 Leucemie cell.non spec	.	.	.	.	.	.	1	.	.	1	.	1	.	2	4	2	1	1	13
C96 Al. n.s. t.m.tess.linf	.	.	.	.	.	.	1	.	.	.	.	.	.	.	.	.	.	.	1
TUTTE LE SEDI	3	6	8	4	10	15	32	43	42	95	132	241	374	594	694	730	474	227	3724

INCIDENZA E MORTALITÀ PER CANCRO IN UMBRIA. 2003-2005

TABELLA 45. REGISTRO TUMORI UMBRO DI POPOLAZIONE, 2003-2005.

ASL n.2 -

Numero dei nuovi casi registrati nella popolazione residente, per eta' e per sede. Femmine.

SEDE	0-	5-	10-	15-	20-	25-	30-	35-	40-	45-	50-	55-	60-	65-	70-	75-	80-	85-	TOTALE
C00 Labbro	.	.	.	.	.	.	.	.	.	.	.	.	.	.	1	1	.	.	2
C02 Altre ns parti lingua	.	.	.	.	.	.	.	.	.	.	1	.	.	.	2	2	1	.	6
C03 Gengiva	.	.	.	.	.	.	1	.	.	.	.	.	.	.	.	.	.	1	2
C05 Palato	.	.	.	.	.	.	.	.	.	.	.	.	.	.	.	.	.	1	1
C07 Parotide	.	.	.	.	.	.	.	.	1	1	.	.	.	.	1	1	1	1	6
C08 Altre n.s.ghiand.saliv	.	.	.	.	.	.	.	.	.	.	.	.	1	.	.	.	.	.	1
C09 Tonsille	.	.	.	.	.	.	.	.	.	.	.	.	.	.	.	1	.	.	1
C12 Seno piriforme	.	.	.	.	.	.	.	.	.	.	1	.	.	.	.	.	.	.	1
C15 Esofago	.	.	.	.	.	1	.	.	.	.	.	.	.	2	.	.	1	2	6
C16 Stomaco	.	.	.	.	.	.	.	2	3	.	5	8	15	24	30	26	28	29	170
C17 Piccolo intestino	.	.	.	.	.	.	.	.	.	1	.	.	1	.	.	1	3	1	7
C18 Colon	.	.	1	.	.	.	.	.	6	4	18	12	37	33	42	54	50	36	293
C19 Giunz.rettoSIGMOIDEA	.	.	.	.	.	.	.	1	2	.	2	8	6	9	11	12	8	4	63
C20 Retto	.	.	.	.	.	.	.	.	.	5	7	6	6	10	19	13	12	7	85
C21 Ano e canale anale	.	.	.	.	.	.	.	.	.	.	1	2	3	.	.	1	2	.	9
C22 Fegato dotti intraepat	.	.	.	.	.	.	.	.	.	.	1	1	2	5	13	27	12	5	66
C23 Colecisti	.	.	.	.	.	.	.	.	.	.	1	5	3	5	7	9	3	2	35
C24 Al.n.s.parti vie bilia	.	.	.	.	.	.	.	.	.	.	.	1	1	1	6	3	2	8	22
C25 Pancreas	.	.	.	.	.	.	.	1	.	1	1	3	10	8	14	12	18	14	82
C26 Al.mal def.organi dige	.	.	.	.	.	.	.	.	.	.	.	.	.	1	.	.	1	4	6
C30 Cavità nasali orecc.me	.	.	.	.	.	.	.	.	.	.	.	.	.	.	1	.	.	.	2
C31 Seni accessori	.	.	.	.	.	.	.	.	.	.	.	.	.	.	1	.	.	1	2
C32 Laringe	.	.	.	.	.	.	.	.	1	1	1	1	2	.	.	.	.	6	
C33 Trachea	.	.	.	.	.	.	.	1	.	.	.	.	1	.	.	.	.	.	2
C34 Bronchi e polmoni	.	.	.	.	.	.	.	1	3	7	5	10	16	14	23	25	26	10	140
C37 Timo	.	.	.	.	.	.	.	.	.	.	.	.	1	.	.	.	.	.	1
C38 Cuore mediastino pleur	.	.	.	.	.	1	.	.	.	.	.	.	.	.	.	.	.	.	1
C40 Ossa cart.art.arti	.	.	.	.	.	.	.	1	.	.	.	2	.	.	.	.	.	.	4
C41 Ossa cart.art.altre e	.	.	1	.	.	.	.	.	.	.	.	.	.	.	.	1	.	.	2
C43 Melanoma della pelle	.	.	.	.	.	.	4	2	4	4	2	5	6	3	4	5	5	6	50
C44 Pelle non melanomi	.	.	.	.	.	1	2	1	8	8	1	10	29	22	38	61	70	65	316
C45 Mesotelioma	.	.	.	.	.	.	.	.	.	2	.	1	1	.	.	2	.	.	6
C47 Nervi periferici s.n.a	.	.	.	.	.	.	.	.	.	.	.	.	.	.	.	.	.	1	1
C48 Retroperit.peritoneo	.	.	.	.	.	.	.	.	.	.	.	.	.	1	1	.	.	.	2
C49 Tess.connettivo e moll	1	.	.	.	.	.	2	.	.	.	1	1	.	1	2	3	1	1	13
C50 Mammella	.	.	.	1	.	5	9	18	61	64	81	74	86	84	62	74	66	34	719
C51 Vulva	.	.	.	.	.	.	.	.	.	1	.	2	1	.	4	6	3	3	20
C52 Vagina	.	.	.	.	.	.	.	.	.	.	2	1	2	.	1	3	.	.	9
C53 Collo dell'utero	.	.	.	.	1	1	1	6	2	4	2	5	3	5	5	5	.	.	40
C54 Corpo dell'utero	.	.	.	.	1	2	1	9	10	23	18	30	25	17	12	7	.	.	155
C55 Utero n.s.	.	.	.	.	.	.	1	.	.	.	.	1	.	.	1	.	.	.	3
C56 Ovaio	.	1	.	.	1	2	1	1	2	6	16	10	6	8	17	8	15	4	98
C57 Al.n.s.org.genit.femmi	1	.	.	.	.	.	.	.	.	.	.	.	1	.	.	1	.	.	3
C64 Rene eccet.pelvi renal	.	.	.	.	.	1	.	2	.	2	7	7	5	10	9	9	3	.	57
C65 Pelvi renale	.	.	.	.	.	.	.	.	.	.	.	.	1	.	.	.	.	.	1
C66 Uretere	.	.	.	.	.	.	.	.	1	1	.	.	1	.	1	.	.	1	5
C67 Vescica	.	.	.	.	.	.	.	.	.	.	7	4	8	15	16	13	10	11	84
C68 Al.n.s.organi urinari	.	.	.	.	.	.	.	.	.	.	.	.	.	.	.	.	2	1	3
C69 Occhio e annessi	.	.	.	.	.	.	.	1	1	1	1	.	.	.	.	.	.	.	4
C70 Meningi	.	.	.	.	.	.	.	.	.	.	.	.	.	.	1	.	.	.	1
C71 Cervello	.	.	.	.	.	3	1	.	1	1	3	6	1	4	6	8	5	2	41
C72 Midollo spin.nervi cra	.	.	.	.	.	.	.	.	.	.	1	.	.	.	1	.	.	.	2
C73 Ghiandola tiroide	.	.	.	.	.	3	7	5	9	9	11	10	8	7	4	5	3	1	82
C74 Ghiandole surrenali	.	.	.	.	.	.	.	.	.	.	.	.	.	.	.	2	.	1	3
C75 Al.ghiand.endocr.strut	.	.	.	.	.	.	1	.	.	.	.	.	2	1	.	.	.	.	4
C80 T.m.senza spec.di sede	.	.	.	.	.	.	.	.	.	.	3	2	1	4	5	2	11	.	28
C81 Malattia di Hodgkin	.	.	.	1	3	2	4	4	1	1	.	.	1	.	2	.	.	.	19
C82 Linfoma follicol.nonHod	.	.	.	.	.	.	.	.	1	1	2	1	2	1	.	1	2	.	11
C83 Linfoma diffuso nonHod	.	.	1	.	.	1	2	2	1	2	7	2	5	4	4	8	4	1	44
C84 Linfoma perif.cutane	.	.	.	.	.	.	.	.	.	.	1	.	.	1	1	.	2	1	6
C85 Al. n.s.linfomi nonHod	.	.	.	.	.	.	.	2	1	.	1	5	4	9	8	8	3	5	46
C90 Mieloma multipl.t.m.pl	.	.	.	.	1	.	.	.	2	.	.	6	3	7	5	7	5	2	38
C91 Leucemia linfoide	1	2	.	.	.	.	.	.	1	1	.	3	2	2	2	3	3	2	22
C92 Leucemia mieloide	.	.	.	.	.	1	1	.	3	3	1	2	2	2	8	7	7	3	38
C95 Leucemie cell.non spec	.	.	.	.	.	.	1	1	.	1	.	2	1	.	2	2	4	2	16
TUTTE LE SEDI	3	3	4	2	5	20	36	53	116	138	197	240	307	330	404	451	409	296	3014

INCIDENZA E MORTALITÀ PER CANCRO IN UMBRIA, 2003-2005

TABELLA 46. REGISTRO TUMORI UMBRO DI POPOLAZIONE, 2003-2005.

ASL n.2 -

Tassi annui di incidenza per 100.000 residenti, per eta' e per sede. Maschi.

SEDE	0-14	15-	20-	25-	30-	35-	40-	45-	50-	55-	60-	65-	70-	75-	80-	85-	TOTALE
C00 Labbro	.	.	.	.	.	.	.	.	3.1	.	.	3.4	.	14.6	.	12.9	1.2
C01 Base della lingua	.	.	.	.	.	.	.	.	3.1	.	3.4	.	3.8	9.7	6.8	.	1.2
C02 Altre ns parti lingua	.	.	.	.	.	2.5	.	6.2	3.1	10.3	3.4	.	4.8	6.8	25.8	.	2.4
C03 Gengiva	.	.	.	.	.	.	.	.	.	3.1	.	.	.	.	.	.	.2
C04 Pavimento orale	.	.	.	.	.	2.4	.	.	.	.	3.4	3.4	.	.	.	.	.6
C05 Palato	.	.	.	.	.	2.4	.	.	.	.	3.4	3.4	.	.	.	.	.6
C06 Altre ns parti bocca	.	.	.	.	.	.	2.5	.	.	6.2	3.4	.	7.7	.	.	.	1.2
C07 Parotide	.	.	.	.	.	.	.	.	3.1	.	.	3.4	.	9.7	6.8	12.9	1.2
C08 Altre n.s.ghiand.saliv	.	.	.	.	.	.	.	.	.	.	.	.	.	.	13.7	.	.4
C09 Tonsille	.	.	.	.	.	.	.	.	.	.	3.4	.	.	.	.	12.9	.4
C10 Orofaringe	.	.	.	.	.	.	.	.	.	.	3.4	3.4	.	4.8	.	12.9	.8
C11 Nasofaringe	1.4	.	.	.	.	2.5	2.8	.	.	.	.	.	.	.	.	.	.6
C12 Seno piriforme	.	.	.	.	.	.	.	.	3.1	3.1	.	3.4	15.5	4.8	.	.	1.6
C13 Ipofaringe	.	.	.	.	.	2.5	.	.	.	.	.	.	.	.	.	.	.2
C15 Esofago	.	.	.	.	.	.	5.7	.	.	3.1	3.4	6.9	15.5	14.6	20.5	25.8	3.6
C16 Stomaco	.	.	.	2.5	4.8	5.0	11.4	31.1	43.7	89.7	148.9	226.1	238.9	322.0	335.7	.	56.0
C17 Piccolo intestino	.	.	.	.	.	.	.	.	3.1	3.1	10.3	3.4	.	4.8	.	.	1.8
C18 Colon	.	4.2	3.6	.	2.5	4.8	9.9	19.9	37.3	93.6	134.6	176.6	214.4	326.7	315.1	439.1	69.5
C19 Giunz.rettoSIGMOIDEA	.	.	.	.	.	.	.	5.7	.	15.6	17.2	51.9	70.1	58.5	47.9	12.9	12.9
C20 Retto	.	.	3.6	2.9	2.5	.	5.0	8.5	9.3	18.7	48.3	41.5	105.2	117.0	102.7	64.5	22.6
C21 Ano e canale anale	.	.	.	.	.	.	.	.	.	.	3.4	6.9	7.7	4.8	13.7	.	1.6
C22 Fegato dotti intraepat	.	.	.	.	.	.	11.4	18.7	15.6	31.0	24.2	74.0	112.1	89.0	51.6	17.9	17.9
C23 Colecisti	.	.	.	.	.	.	.	.	6.2	.	6.9	3.8	4.8	6.8	.	.	1.4
C24 Al.n.s.parti vie bilia	.	.	.	.	.	.	.	6.2	3.1	.	17.3	15.5	34.1	20.5	51.6	.	5.2
C25 Pancreas	.	.	.	.	.	.	8.5	18.7	9.3	41.4	24.2	54.5	78.0	54.8	12.9	13.9	13.9
C26 Al.mal def.organi dige	.	.	.	.	.	.	.	.	.	.	3.4	.	.	.	12.9	.	.4
C30 Cavità nasali orecc.me	.	.	.	.	.	.	.	.	.	.	3.4	3.8	4.8	.	.	.	.6
C31 Seni accessori	.	.	.	.	.	.	.	.	.	6.9	.	.	.	13.7	.	.	.8
C32 Laringe	.	.	.	.	.	2.8	12.4	15.6	34.5	48.4	46.7	63.3	47.9	12.9	12.9	.	13.3
C33 Trachea	.	.	.	.	.	.	.	3.1	.	3.4	6.9	.	4.8	6.8	.	.	1.2
C34 Bronchi e polmoni	.	.	.	2.4	7.4	57.0	56.0	90.5	148.4	197.3	323.5	502.2	349.4	193.7	.	.	84.0
C37 Timo	.	.	.	2.4	.	.	.	.	.	.	.	.	.	.	.	.	.2
C38 Cuore mediastino pleur	.	.	.	.	2.5	.	.	3.1	.	.	.	.	.	.	.	.	.4
C40 Ossa cart.art.arti	4.2	.	.	.	.	.	5.7	.	.	3.4	3.4	.	4.8	.	.	.	1.6
C41 Ossa cart.art.altre e	1.4	.	.	.	.	2.5	2.8	3.1	3.1	3.4	.	.	.	.	.	.	1.2
C43 Melanoma della pelle	.	.	.	2.9	9.9	12.0	5.0	14.2	15.5	12.4	6.9	31.1	15.5	39.0	27.4	38.7	11.1
C44 Pelle non melanomi	.	3.6	2.9	5.0	14.3	12.4	14.2	21.8	68.6	75.9	256.2	358.6	482.7	602.9	594.0	.	93.3
C45 Mesotelioma	.	.	.	.	.	.	2.8	3.1	3.1	.	3.4	7.7	.	.	.	.	1.2
C46 Sarcoma di Kaposi	.	.	.	.	.	.	.	3.1	.	.	.	.	.	.	.	.	.2
C48 Retroperit.peritoneo	.	.	.	.	.	.	.	.	.	3.4	.	.	.	.	.	.	.2
C49 Tess.connettivo e moll	.	3.6	5.8	5.0	2.4	2.5	.	3.1	.	.	13.8	11.6	4.8	13.7	.	.	3.6
C50 Mammella	.	.	.	.	.	.	.	.	3.1	.	.	7.7	9.7	13.7	.	.	1.4
C60 Pene	.	.	.	.	2.5	2.8	.	.	.	13.8	.	15.5	9.7	6.8	12.9	.	2.8
C61 Prostata	.	.	.	.	.	2.8	12.4	121.7	293.4	488.2	538.0	702.1	445.3	348.7	.	.	127.8
C62 Testicolo	.	7.2	17.4	14.9	9.6	2.5	2.8	3.1	.	.	.	3.8	.	.	.	.	4.4
C63 Al.n.s.org.genit.masch	.	.	.	.	.	2.5	.	.	.	.	3.4	.	4.8	.	.	.	.6
C64 Rene eccet.pelvi renal	1.4	.	.	7.4	2.4	9.9	17.1	28.0	28.1	31.0	72.7	70.1	58.5	41.1	90.4	.	21.0
C65 Pelvi renale	.	.	.	.	.	.	.	3.1	3.1	3.4	3.4	3.8	4.8	6.8	.	.	1.4
C66 Uretere	.	.	.	.	.	3.1	9.3	17.2	3.4	7.7	14.6	.	.	.	.	.	3.0
C67 Vescica	.	.	2.9	5.0	2.4	7.4	31.3	46.6	56.2	107.0	180.0	257.3	380.3	322.0	322.8	.	69.5
C68 Al.n.s.organi urinari	.	.	.	.	2.4	.	2.8	.	.	.	6.9	.	9.7	6.8	12.9	.	1.6
C69 Occhio e annessi	.	.	.	.	2.5	.	.	.	.	.	3.4	.	4.8	6.8	.	.	.8
C70 Meningi	.	.	.	.	.	.	.	.	.	.	.	.	4.8	.	.	.	.2
C71 Cervello	.	8.4	3.6	.	7.4	9.6	2.5	11.4	9.3	12.4	41.4	41.5	38.9	19.5	27.4	12.9	12.9
C72 Midollo spin.nervi cra	.	.	.	.	.	.	.	.	3.1	.	.	.	.	.	.	.	.2
C73 Ghiandola tiroide	.	.	3.6	2.9	2.5	7.2	5.0	2.8	.	15.6	6.9	3.4	11.6	.	.	.	4.0
C74 Ghiandole surrenali	1.4	.	.	.	.	2.5	.	.	.	.	.	.	4.8	6.8	.	.	.8
C75 Al.ghiand.endocr.strut	.	.	.	.	2.4	.	.	.	.	3.4	.	.	.	.	.	.	.4
C76 Altre e mal.def.sedi	.	.	.	.	.	.	.	3.1	.	.	.	.	.	.	.	12.9	.4
C80 T.m.senza spec.di sede	.	.	.	2.5	.	.	.	.	.	.	3.4	24.2	7.7	14.6	54.8	64.5	5.4
C81 Malattia di Hodgkin	.	.	3.6	5.8	.	.	.	5.7	.	3.1	3.4	3.4	3.8	4.8	6.8	.	2.2
C82 Linfoma follicol.nonHo	.	.	.	.	.	.	.	.	9.3	.	3.4	3.8	14.6	6.8	.	.	1.8
C83 Linfoma diffuso nonHod	1.4	.	.	.	2.5	2.4	.	5.7	6.2	6.2	10.3	17.3	31.1	19.5	27.4	38.7	7.1
C84 Linfoma perif.cutane	.	.	.	.	.	.	2.8	.	.	3.1	3.4	.	.	6.8	.	.	.8
C85 Al. n.s.linfomi nonHod	.	3.6	.	2.5	7.2	5.0	.	9.3	9.3	20.7	20.7	31.1	24.3	61.6	.	.	9.3
C90 Mieloma multipl.t.m.pl	.	.	.	.	.	2.8	9.3	6.2	10.3	6.9	31.1	39.0	27.4	25.8	.	.	6.6
C91 Leucemia linfoide	11.4	4.2	.	.	.	4.8	.	6.2	21.8	13.8	27.7	15.5	24.3	41.1	.	.	9.3
C92 Leucemia mieloide	1.4	.	.	2.5	4.8	.	2.8	6.2	12.4	10.3	38.0	27.2	29.2	34.2	25.8	.	8.9
C95 Leucemie cell.non spec	.	.	.	2.5	.	2.8	.	3.1	.	6.9	15.5	9.7	6.8	12.9	.	.	2.6
C96 Al. n.s. t.m.tess.linf	.	.	.	2.5	.	.	.	.	.	.	.	.	.	.	.	.	.2
TUTTE LE SEDI	24.3	16.8	36.0	43.6	79.4	102.8	104.3	270.6	410.4	752.5	1291.3	2056.9	2705.6	3559.5	3247.6	2931.6	739.2

INCIDENZA E MORTALITÀ PER CANCRO IN UMBRIA. 2003-2005

TABELLA 47. REGISTRO TUMORI UMBRO DI POPOLAZIONE, 2003-2005.

ASL n.2 -

Tassi annui di incidenza per 100.000 residenti, per eta' e per sede. Femmine.

SEDE	0-14	15-	20-	25-	30-	35-	40-	45-	50-	55-	60-	65-	70-	75-	80-	85-	TOTALE
C00 Labbro	.	.	.	.	.	.	.	.	.	.	.	.	3.2	3.5	.	.	.4
C02 Altre ns parti lingua	.	.	.	.	.	.	.	.	.	2.8	.	.	6.4	7.1	4.2	.	1.1
C03 Gengiva	.	.	.	2.4	.	.	.	.	.	.	.	.	.	.	.	.	.4
C05 Palato	.	.	.	.	.	.	.	.	.	.	.	.	.	.	.	5.7	.2
C07 Parotide	.	.	.	.	.	2.4	2.8	.	.	.	.	.	3.2	3.5	4.2	5.7	1.1
C08 Altre n.s.ghiland.saliv	.	.	.	.	.	.	.	.	.	.	3.1	.	.	.	.	.	.2
C09 Tonsille	.	.	.	.	.	.	.	.	.	.	.	.	.	3.5	.	.	.2
C12 Seno piriforme	.	.	.	.	.	.	.	.	2.9	.	.	.	.	.	.	.	.2
C15 Esofago	.	.	2.9	.	.	.	.	.	.	.	.	6.0	.	.	4.2	11.4	1.1
C16 Stomaco	.	.	.	.	4.7	7.3	14.8	22.8	47.5	72.0	96.2	92.7	117.9	166.6	166.6	31.5	
C17 Piccolo intestino	.	.	.	.	.	.	2.8	.	.	.	3.1	.	3.5	12.6	5.7	1.3	
C18 Colon	1.5	.	.	.	.	14.7	11.2	53.3	34.3	117.2	99.0	134.7	192.7	210.5	206.8	54.3	
C19 Giunz.rettoSIGMOIDEA	.	.	.	.	2.3	4.9	.	5.9	22.8	19.0	27.0	35.2	42.8	33.6	22.9	11.7	
C20 Retto	.	.	.	.	.	14.0	20.7	17.1	19.0	30.0	60.9	46.3	50.5	40.2	15.7	15.7	
C21 Ano e canale anale	.	.	.	.	.	.	.	.	2.8	6.3	9.0	.	3.5	8.4	.	1.7	
C22 Fegato dotti intraepat	.	.	.	.	.	.	.	2.9	2.8	6.3	15.0	41.7	96.3	50.5	28.7	12.2	
C23 Colecisti	.	.	.	.	.	.	.	2.9	14.3	9.5	15.0	22.4	32.1	12.6	11.4	6.5	
C24 Al.n.s.parti vie bilia	.	.	.	.	.	.	.	.	2.8	3.1	3.0	19.2	10.7	8.4	45.9	4.1	
C25 Pancreas	.	.	.	.	2.3	.	2.8	2.9	8.5	31.6	24.0	44.9	42.8	75.8	80.4	15.2	
C26 Al.mal def.organi dige	.	.	.	.	.	.	.	.	.	.	3.0	.	.	4.2	22.9	1.1	
C30 Cavità nasali orecc.me	.	.	.	.	.	.	.	.	.	.	.	3.2	.	4.2	.	.4	
C31 Seni accessori	.	.	.	.	.	.	.	.	.	.	.	3.2	.	.	5.7	.4	
C32 Laringe	.	.	.	.	2.4	2.8	2.9	2.8	6.3	.	.	.	.	.	.	1.1	
C33 Trachea	.	.	.	.	2.3	.	.	.	3.1	.	.	.	.	.	.	.4	
C34 Bronchi e polmoni	.	.	.	.	2.3	7.3	19.6	14.8	28.6	50.6	42.0	73.8	89.2	109.5	57.4	25.9	
C37 Timo	.	.	.	.	.	.	.	.	.	3.1	.	.	.	.	.	.2	
C38 Cuore mediastino pleur	.	.	.	2.4	.	.	.	.	.	.	.	.	.	.	.	.2	
C40 Ossa cart.art.arti	1.5	.	.	.	2.3	.	.	.	5.7	.	.	.	.	.	.	.7	
C41 Ossa cart.art.altre e	1.5	.	.	.	.	.	.	.	.	.	.	.	3.5	.	.	.4	
C43 Melanoma della pelle	.	.	.	9.9	4.7	9.8	11.2	5.9	14.3	19.0	9.0	12.8	17.8	21.0	34.4	9.3	
C44 Pelle non melanomi	.	.	2.9	4.9	2.3	19.6	22.4	2.9	28.6	91.8	66.0	121.9	217.7	294.8	373.4	58.5	
C45 Mesotelioma	.	.	.	.	.	5.6	.	.	2.8	3.1	.	.	7.1	.	.	1.1	
C47 Nervi periferici s.n.a	.	.	.	.	.	.	.	.	.	.	.	.	.	.	5.7	.2	
C48 Retroperit.peritoneo	.	.	.	.	.	.	.	.	.	.	3.0	3.2	.	.	.	.4	
C49 Tess.connettivo e moll	1.5	.	.	.	4.7	.	.	2.9	2.8	.	3.0	6.4	10.7	4.2	5.7	2.4	
C50 Mammella	.	4.4	.	14.7	22.4	43.1	149.7	179.7	239.9	211.8	272.4	252.1	198.9	264.0	277.9	195.3	133.2
C51 Vulva	.	.	.	.	.	.	2.8	.	5.7	3.1	.	12.8	21.4	12.6	17.2	3.7	
C52 Vagina	.	.	.	.	.	.	.	.	5.7	3.1	6.0	.	3.5	12.6	.	1.7	
C53 Collo dell'utero	.	.	2.9	2.4	2.3	14.7	5.6	11.8	5.7	15.8	9.0	16.0	17.8	21.0	.	7.4	
C54 Corpo dell'utero	.	.	.	2.4	4.7	2.4	25.2	29.6	65.8	57.0	90.0	80.2	60.6	50.5	40.2	28.7	
C55 Utero n.s.	.	.	.	2.3	.	.	.	.	.	3.1	.	.	3.5	.	.	.6	
C56 Ovaio	1.5	.	3.9	5.9	2.4	2.3	4.9	16.8	47.3	28.6	19.0	24.0	54.5	28.5	63.1	22.9	18.2
C57 Al.n.s.org.genit.femmi	1.5	.	.	.	.	.	.	.	.	3.1	.	.	3.5	.	.	.6	
C64 Rene eccet.pelvi renal	.	.	2.9	.	4.7	.	5.6	5.9	20.0	22.1	15.0	32.0	32.1	37.9	17.2	10.6	
C65 Pelvi renale	.	.	.	.	.	.	.	.	.	3.1	.	.	.	.	.	.2	
C66 Uretere	.	.	.	.	.	.	2.8	2.9	.	.	3.0	.	3.5	.	5.7	.9	
C67 Vescica	.	.	.	.	.	.	.	20.7	11.4	25.3	45.0	51.3	46.3	42.1	63.1	15.6	
C68 Al.n.s.organi urinari	.	.	.	.	.	.	.	.	.	.	.	.	.	8.4	5.7	.6	
C69 Occhio e annessi	.	.	.	.	2.3	2.4	2.8	2.9	.	.	.	.	.	.	.	.7	
C70 Meningi	.	.	.	.	.	.	.	.	.	.	.	3.2	.	.	.	.2	
C71 Cervello	.	.	8.8	2.4	.	2.4	2.8	8.8	17.1	3.1	12.0	19.2	28.5	21.0	11.4	7.6	
C72 Midollo spin.nervi cra	.	.	.	.	.	.	.	2.9	.	.	.	3.2	.	.	.	.4	
C73 Ghiandola tiroide	.	.	8.8	17.4	11.9	22.0	25.2	32.5	28.6	25.3	21.0	12.8	17.8	12.6	5.7	15.2	
C74 Ghiandole surrenali	.	.	.	.	.	.	.	.	.	.	.	.	7.1	.	5.7	.6	
C75 Al.ghiland.endocr.strut	.	.	.	2.4	.	.	.	.	.	6.3	3.0	.	.	.	.	.7	
C80 T.m.senza spec.di sede	.	.	.	.	.	.	.	.	8.5	6.3	3.0	12.8	17.8	8.4	63.1	5.2	
C81 Malattia di Hodgkin	.	4.4	11.7	5.9	9.9	9.5	2.4	2.8	.	3.1	.	6.4	.	.	.	3.5	
C82 Linfoma follicol.nonHo	.	.	.	.	.	.	2.8	2.9	5.7	3.1	6.0	3.2	.	4.2	11.4	2.0	
C83 Linfoma diffuso nonHod	1.5	.	2.9	4.9	4.7	2.4	5.6	20.7	5.7	15.8	12.0	12.8	28.5	16.8	5.7	8.2	
C84 Linfoma perif.cutane	.	.	.	.	.	.	.	2.9	.	.	3.0	3.2	.	8.4	5.7	1.1	
C85 Al. n.s.linfomi nonHod	.	.	.	.	4.7	2.4	.	2.9	14.3	12.6	27.0	25.6	28.5	12.6	28.7	8.5	
C90 Mieloma multipl.t.m.pl	.	.	3.9	.	.	4.9	.	.	17.1	9.5	21.0	16.0	24.9	21.0	11.4	7.0	
C91 Leucemia linfoide	4.5	.	.	.	.	2.4	2.8	.	8.5	6.3	6.0	6.4	10.7	12.6	11.4	4.1	
C92 Leucemia mieloide	.	.	.	2.4	2.3	.	8.4	8.8	2.8	6.3	6.0	25.6	24.9	29.4	17.2	7.0	
C95 Leucemie cell.non spec	.	.	.	.	2.3	2.4	.	2.9	5.7	3.1	.	6.4	7.1	16.8	11.4	3.0	
TUTTE LE SEDI	15.2	8.8	19.5	59.1	89.9	127.1	284.7	387.5	583.6	686.9	972.6	990.4	1296.3	1609.5	1722.6	1700.5	558.3

INCIDENZA E MORTALITÀ PER CANCRO IN UMBRIA. 2003-2005

TABELLA 48. REGISTRO TUMORI UMBRO DI POPOLAZIONE, 2003-2005.

ASL n.2 -

Tassi standardizzati (pop. 1991) di incidenza per 100.000 residenti, per sede.

SEDE	popolazione	MASCHI						FEMMINE					
		TUTTE LE ETA'			0-74			TUTTE LE ETA'			0-74		
		----tassi standardizzati----	tassi standardizzati		tassi standardizzati		----tassi standardizzati----	tassi standardizzati		tassi standardizzati			
Umbra ( E.S.)	Italiana	Mond.	Umbra	Italiana	Mond.	Umbra ( E.S.)	Italiana	Mond.	Umbra	Italiana	Mond.		
C00 Labbro	1.2 ( .8)	1.0	.5	.5	.4	.3	.3 ( .3)	.2	.1	.2	.1	.1	
C01 Base della lingua	1.2 ( .8)	1.0	.5	.7	.6	.4	. .	. .	. .	. .	. .	. .	
C02 Altre ns parti lingua	2.4 ( 1.2)	2.2	1.3	1.8	1.6	1.1	.8 ( .6)	.7	.3	.5	.4	.2	
C03 Gengiva	.2 ( .3)	.2	.1	.2	.2	.1	.3 ( .3)	.3	.2	.2	.2	.2	
C04 Pavimento orale	.6 ( .6)	.5	.4	.7	.6	.4	. .	. .	. .	. .	. .	. .	
C05 Palato	.6 ( .6)	.5	.4	.7	.6	.4	.1 ( .1)	.1	. .	. .	. .	. .	
C06 Altre ns parti bocca	1.1 ( .8)	1.0	.7	1.2	1.1	.7	. .	. .	. .	. .	. .	. .	
C07 Parotide	1.1 ( .8)	1.0	.5	.5	.4	.3	.8 ( .6)	.7	.5	.5	.5	.4	
C08 Altre n.s.ghiand.saliv	.3 ( .4)	.3	.1	. .	. .	. .	.2 ( .4)	.2	.1	.2	.2	.1	
C09 Tonsille	.4 ( .5)	.4	.2	.2	.2	.1	.1 ( .2)	.1	. .	. .	. .	. .	
C10 Orofaringe	.8 ( .7)	.7	.4	.5	.4	.2	. .	. .	. .	. .	. .	. .	
C11 Nasofaringe	.6 ( .6)	.6	.7	.6	.6	.7	. .	. .	. .	. .	. .	. .	
C12 Seno piriforme	1.5 ( .9)	1.2	.7	1.4	1.2	.7	.2 ( .3)	.2	.1	.2	.2	.2	
C13 Ipfaringe	.2 ( .3)	.2	.1	.2	.2	.2	. .	. .	. .	. .	. .	. .	
C15 Esofago	3.3 ( 1.4)	2.9	1.5	2.1	1.7	1.1	.9 ( .7)	.8	.5	.7	.6	.4	
C16 Stomaco	53.4 ( 5.5)	45.9	23.0	34.6	28.7	17.7	23.9 ( 3.3)	20.7	10.7	16.6	13.9	8.5	
C17 Piccolo intestino	1.8 ( 1.1)	1.7	1.0	1.4	1.3	.8	.9 ( .6)	.8	.4	.4	.4	.3	
C18 Colon	67.2 ( 6.3)	58.4	30.5	44.6	37.8	24.0	43.1 ( 4.6)	37.5	20.4	30.1	25.7	16.7	
C19 Giunz.rettoSIGMOIDEA	12.5 ( 2.7)	10.5	5.5	9.7	7.9	4.7	9.7 ( 2.2)	8.4	4.6	7.5	6.4	4.0	
C20 Retto	21.7 ( 3.5)	18.7	10.0	15.0	12.7	8.1	12.8 ( 2.5)	11.1	6.4	10.0	8.5	5.6	
C21 Ano e canale anale	1.5 ( 1.0)	1.3	.6	1.1	.9	.5	1.5 ( .9)	1.3	.7	1.3	1.1	.7	
C22 Fegato dotti intraepat	17.0 ( 3.1)	14.6	7.5	10.6	9.0	5.8	8.9 ( 2.0)	7.5	3.2	3.9	3.1	1.8	
C23 Colecisti	1.4 ( .9)	1.2	.6	1.1	.9	.5	5.4 ( 1.6)	4.6	2.4	4.0	3.4	2.0	
C24 Al.n.s.parti vie biliar	4.9 ( 1.7)	4.3	2.0	2.6	2.2	1.3	2.6 ( 1.0)	2.3	1.1	1.5	1.2	.7	
C25 Pancreas	13.6 ( 2.8)	11.7	6.4	9.8	8.3	5.4	11.2 ( 2.3)	9.7	4.9	7.3	6.0	3.8	
C26 Al.mal def.organi dige	.4 ( .5)	.4	.2	.2	.2	.1	.6 ( .5)	.6	.2	.2	.2	.1	
C30 Cavità nasali orecc.me	.6 ( .6)	.5	.2	.4	.3	.2	.2 ( .3)	.2	.1	.2	.1	.1	
C31 Seni accessori	.8 ( .7)	.7	.3	.5	.4	.3	.2 ( .3)	.2	.1	.2	.1	.1	
C32 Laringe	13.3 ( 2.8)	11.3	6.1	10.3	8.6	5.3	1.1 ( .8)	1.1	.8	1.2	1.1	.8	
C33 Trachea	1.2 ( .9)	1.1	.6	1.0	.8	.5	.4 ( .5)	.3	.3	.4	.4	.3	
C34 Bronchi e polmoni	80.9 ( 6.9)	69.3	36.5	54.7	46.1	29.3	20.9 ( 3.2)	18.1	10.1	15.2	13.0	8.6	
C37 Timo	.2 ( .3)	.2	.1	.2	.2	.1	.2 ( .4)	.2	.1	.2	.2	.1	
C38 Cuore mediastino pleur	.4 ( .5)	.4	.3	.4	.4	.3	.2 ( .3)	.2	.1	.2	.2	.2	
C40 Ossa cart.art.arti	1.7 ( 1.0)	1.7	1.8	1.6	1.6	1.8	.8 ( .7)	.8	.8	.8	.8	.8	
C41 Ossa cart.art.altre e	1.2 ( .9)	1.2	1.1	1.3	1.3	1.1	.4 ( .5)	.4	.5	.3	.3	.4	
C43 Melanoma della pelle	10.6 ( 2.5)	9.6	6.2	8.6	7.8	5.6	7.8 ( 2.0)	7.1	4.8	6.6	6.0	4.4	
C44 Pelle non melanomi	87.7 ( 7.1)	75.5	35.8	50.6	41.8	25.5	41.7 ( 4.3)	36.6	18.1	23.0	19.6	12.9	
C45 Mesotelioma	1.2 ( .8)	1.0	.7	1.2	1.1	.7	1.0 ( .7)	.9	.6	.8	.7	.6	
C46 Sarcoma di Kaposi	.2 ( .4)	.2	.2	.2	.2	.2	. .	. .	. .	. .	. .	. .	
C47 Nervi periferici s.n.a	. .	. .	. .	. .	. .	. .	.1 ( .1)	.1	. .	. .	. .	. .	
C48 Retroperit.peritoneo	.2 ( .4)	.2	.1	.2	.2	.1	.3 ( .4)	.3	.2	.4	.3	.2	
C49 Tess.connettivo e moll	3.5 ( 1.4)	3.2	2.3	3.2	3.0	2.2	2.0 ( 1.0)	1.8	1.4	1.5	1.4	1.3	
C50 Mammella	1.2 ( .8)	1.1	.4	.6	.5	.3	119.8 ( 7.9)	108.1	73.2	108.5	97.6	69.6	
C51 Vulva	. .	. .	. .	. .	. .	. .	2.7 ( 1.1)	2.3	1.1	1.4	1.2	.8	
C52 Vagina	. .	. .	. .	. .	. .	. .	1.4 ( .8)	1.2	.6	1.0	.9	.5	
C53 Collo dell'utero	. .	. .	. .	. .	. .	. .	6.6 ( 1.9)	6.0	4.1	5.9	5.3	3.9	
C54 Corpo dell'utero	. .	. .	. .	. .	. .	. .	25.6 ( 3.7)	22.3	13.9	23.3	20.1	13.1	
C55 Utero n.s.	. .	. .	. .	. .	. .	. .	.5 ( .5)	.5	.3	.4	.4	.3	
C56 Ovaio	. .	. .	. .	. .	. .	. .	15.8 ( 2.9)	14.3	9.7	13.9	12.5	9.1	
C57 Al.n.s.org.genit.femmi	. .	. .	. .	. .	. .	. .	.5 ( .5)	.5	.7	.4	.4	.6	
C60 Pene	2.7 ( 1.2)	2.3	1.4	2.1	1.8	1.2	. .	. .	. .	. .	. .	. .	
C61 Prostata	125.8 ( 8.7)	106.0	53.8	90.3	74.0	43.7	. .	. .	. .	. .	. .	. .	
C62 Testicolo	4.2 ( 1.6)	4.4	4.0	4.5	4.7	4.1	. .	. .	. .	. .	. .	. .	
C63 Al.n.s.org.genit.masch	.6 ( .6)	.5	.3	.4	.4	.3	. .	. .	. .	. .	. .	. .	
C64 Rene eccet.pelvi renal	20.6 ( 3.5)	18.1	11.2	17.5	15.1	10.2	8.8 ( 2.1)	7.7	4.5	6.9	6.0	4.0	
C65 Pelvi renale	1.4 ( .9)	1.2	.7	1.1	1.0	.6	.2 ( .4)	.2	.1	.2	.2	.1	
C66 Uretere	3.1 ( 1.4)	2.7	1.6	2.7	2.4	1.5	.8 ( .6)	.7	.5	.6	.6	.4	
C67 Vescica	66.6 ( 6.2)	57.3	29.4	43.2	36.3	22.9	12.6 ( 2.5)	10.8	5.9	9.7	8.1	5.0	
C68 Al.n.s.organi urinari	1.5 ( .9)	1.3	.7	.8	.7	.5	.3 ( .3)	.3	.1	. .	. .	. .	
C69 Occhio e annessi	.8 ( .7)	.7	.3	.4	.4	.3	.7 ( .6)	.7	.6	.8	.7	.6	
C70 Meningi	.2 ( .3)	.2	. .	. .	. .	. .	.1 ( .2)	.1	.1	.2	.1	.1	
C71 Cervello	13.0 ( 2.8)	11.6	7.9	12.3	10.9	7.7	6.5 ( 1.8)	5.8	3.6	5.1	4.6	3.2	
C72 Midollo spin.nervi cra	.2 ( .3)	.2	.1	.2	.2	.1	.3 ( .4)	.3	.2	.4	.3	.2	
C73 Ghiandola tiroide	3.8 ( 1.5)	3.6	2.8	4.1	3.9	2.9	14.5 ( 2.8)	13.6	10.3	14.5	13.6	10.2	
C74 Ghiandole surrenali	.7 ( .6)	.7	.7	.4	.4	.6	.3 ( .4)	.3	.1	. .	. .	. .	
C75 Al.ghiand.endocr.strut	.4 ( .5)	.4	.3	.4	.4	.3	.8 ( .7)	.7	.5	.9	.8	.5	
C76 Altre e mal.def.sedi	.4 ( .5)	.4	.2	.2	.2	.2	. .	. .	. .	. .	. .	. .	
C80 T.m.senza spec.di sede	5.1 ( 1.7)	4.4	1.9	2.5	2.1	1.2	3.4 ( 1.2)	3.1	1.5	1.9	1.6	1.0	
C81 Malattia di Hodgkin	2.2 ( 1.2)	2.1	1.6	2.0	1.9	1.6	3.7 ( 1.5)	3.9	3.6	4.0	4.1	3.6	
C82 Linfoma follicol.nonHo	1.7 ( 1.0)	1.5	.7	1.1	.9	.6	1.7 ( .9)	1.6	1.0	1.6	1.4	.9	
C83 Linfoma diffuso nonHod	6.8 ( 2.0)	6.0	3.7	5.3	4.5	3.3	7.4 ( 2.0)	6.7	4.6	6.3	5.7	4.3	
C84 Linfoma perif.cutane	.8 ( .7)	.7	.5	.7	.6	.4	.8 ( .6)	.7	.4	.6	.5	.3	
C85 Al. n.s.linfomi nonHod	9.0 ( 2.3)	7.9	4.6	7.1	6.2	4.2	7.1 ( 1.9)	6.1	3.5	5.8	4.9	3.0	
C90 Mieloma multipl.t.m.pl	6.2 ( 1.9)	5.3	2.8	4.0	3.4	2.2	6.0 ( 1.7)	5.3	3.0	4.8	4.1	2.7	
C91 Leucemia linfoide	9.3 ( 2.4)	8.6	7.6	8.0	7.4	7.3	3.5 ( 1.3)	3.2	2.9	2.8	2.6	2.8	
C92 Leucemia mieloide	8.8 ( 2.3)	7.6	4.5	7.0	6.0	4.0	5.5 ( 1.6)	4.8	2.8	3.9	3.4	2.4	
C95 Leucemie cell.non spec	2.4 ( 1.2)	2.1	1.2	1.8	1.5	1.0	2.2 ( 1.0)	2.0	1.1	1.5	1.3	.9	
C96 Al. n.s. t.m.tess.linf	.2 ( .3)	.2	.1	.2	.2	.2	. .	. .	. .	. .	. .	. .	
TUTTE LE SEDI	714.0 ( 20.4)	617.0	333.2	497.6	421.6	272.1	461.9 ( 15.1)	409.6	249.5	363.4	319.5	220.7	

INCIDENZA E MORTALITÀ PER CANCRO IN UMBRIA. 2003-2005

TABELLA 49. REGISTRO TUMORI UMBRO DI POPOLAZIONE, 2003-2005.

ASL n.2 -

Rischi cumulativi di incidenza per 100 e tassi troncati 35-64 anni (grezzi e standardizzati) per 100.000 residenti, per sede.

SEDE	MASCHI							FEMMINE						
	rischi cumulativi			tassi troncati				rischi cumulativi			tassi troncati			
	0-74	0-64	55-74	grezzo	Umbria	Italia	Mond.	0-74	0-64	55-74	grezzo	Umbria	Italia	Mond.
C00 Labbro	.	.	.	.5	.5	.5	.5	.	.	.	.	.	.	.
C01 Base della lingua	.1	.	.	1.0	1.1	1.1	.9	.	.	.	.	.	.	.
C02 Altre ns parti lingua	.1	.1	.1	3.3	3.7	3.6	3.2	.	.	.	.5	.5	.4	.4
C03 Gengiva	.	.	.	.5	.5	.5	.4	.	.	.	.	.	.	.
C04 Pavimento orale	.	.	.	1.0	1.0	1.0	.9	.	.	.	.	.	.	.
C05 Palato	.	.	.	1.0	1.0	1.0	.9	.	.	.	.	.	.	.
C06 Altre ns parti bocca	.1	.1	.1	1.9	2.0	2.0	1.7	.	.	.	.	.	.	.
C07 Parotide	.	.	.	.5	.5	.5	.5	.	.	.	.9	.9	.9	1.0
C08 Altre n.s.ghiand.saliv	.	.	.	.	.	.	.	.	.	.	.5	.5	.5	.4
C09 Tonsille	.	.	.	.5	.6	.5	.4	.	.	.	.	.	.	.
C10 Orofaringe	.	.	.	.5	.6	.5	.4	.	.	.	.	.	.	.
C11 Nasofaringe	.	.	.	1.0	.9	.9	1.0	.	.	.	.	.	.	.
C12 Seno piriforme	.1	.	.1	1.0	1.0	1.0	.9	.	.	.	.5	.5	.5	.5
C13 Ipfaringe	.	.	.	.5	.4	.5	.5	.	.	.	.	.	.	.
C15 Esofago	.2	.1	.1	1.9	2.0	1.9	2.0	.	.	.	.	.	.	.
C16 Stomaco	2.8	.9	2.5	27.6	30.7	29.5	26.3	1.3	.5	1.2	15.1	16.2	15.6	13.8
C17 Piccolo intestino	.1	.1	.1	2.4	2.8	2.6	2.2	.	.	.	.9	1.0	.9	1.0
C18 Colon	3.4	1.5	3.0	44.7	49.5	47.5	42.2	2.3	1.2	1.9	35.3	38.5	36.9	33.2
C19 Giunz.retto-sigmaidea	.8	.2	.8	5.7	6.3	6.0	5.3	.6	.3	.5	8.7	9.1	8.8	7.8
C20 Retto	1.2	.5	1.1	13.3	14.9	14.2	12.8	.8	.4	.6	11.0	11.7	11.4	10.7
C21 Ano e canale anale	.1	.	.1	.5	.6	.5	.4	.1	.	.1	1.4	1.5	1.4	1.2
C22 Fegato dotti intraepat	.9	.4	.7	11.4	12.6	12.2	11.2	.3	.1	.3	1.8	2.0	1.9	1.7
C23 Colecisti	.1	.	.1	1.0	1.0	1.0	.8	.3	.1	.3	4.1	4.4	4.2	3.6
C24 Al.n.s.parti vie biliar	.2	.	.2	1.4	1.6	1.5	1.4	.1	.	.1	.9	1.0	.9	.8
C25 Pancreas	.8	.4	.6	11.4	12.9	12.4	11.2	.6	.2	.5	7.3	8.0	7.6	6.7
C26 Al.mal def.organi dige	.	.	.	.	.	.	.	.	.	.	.	.	.	.
C30 Cavità nasali orecc.me	.	.	.	.	.	.	.	.	.	.	.	.	.	.
C31 Seni accessori	.	.	.	1.0	1.2	1.1	.9	.	.	.	.	.	.	.
C32 Laringe	.8	.3	.7	9.5	10.8	10.3	9.0	.1	.1	.	2.7	2.9	2.8	2.7
C33 Trachea	.1	.	.1	1.0	1.1	1.1	.9	.	.	.	.9	.9	.9	.9
C34 Bronchi e polmoni	4.3	1.8	3.7	54.2	59.5	57.4	52.8	1.2	.6	1.0	19.2	20.4	19.7	18.3
C37 Timo	.	.	.	.5	.4	.4	.5	.	.	.	.5	.5	.5	.4
C38 Cuore mediastino pleur	.	.	.	1.0	.9	.9	.9	.	.	.	.	.	.	.
C40 Ossa cart.art.arti	.1	.1	.	1.4	1.5	1.4	1.5	.1	.1	.	1.4	1.3	1.3	1.2
C41 Ossa cart.art.altre e	.1	.1	.	2.4	2.5	2.5	2.4	.	.	.	.	.	.	.
C43 Melanoma della pelle	.6	.4	.3	10.9	10.9	11.0	11.0	.5	.4	.3	10.5	10.8	10.6	10.3
C44 Pelle non melanomi	4.1	1.1	3.7	31.8	34.2	33.2	30.1	1.8	.9	1.5	26.1	27.8	26.7	24.6
C45 Mesotelioma	.1	.	.1	1.4	1.5	1.5	1.5	.1	.1	.	1.8	1.9	1.8	1.9
C46 Sarcoma di Kaposi	.	.	.	.5	.5	.5	.5	.	.	.	.	.	.	.
C48 Retroperit.peritoneo	.	.	.	.5	.6	.5	.4	.	.	.	.	.	.	.
C49 Tess.connettivo e moll	.2	.1	.1	1.4	1.4	1.4	1.4	.1	.1	.1	1.8	1.8	1.8	1.8
C50 Mammella	.1	.	.1	.5	.5	.5	.4	7.6	5.5	4.6	175.9	182.4	179.5	173.3
C51 Vulva	.	.	.	.	.	.	.	.1	.1	.1	1.8	1.9	1.8	1.7
C52 Vagina	.	.	.	.	.	.	.	.1	.	.1	1.4	1.4	1.4	1.1
C53 Collo dell'utero	.	.	.	.	.	.	.	.4	.3	.2	9.2	9.5	9.4	9.1
C54 Corpo dell'utero	.	.	.	.	.	.	.	1.8	.9	1.5	28.9	30.3	29.4	26.9
C55 Utero n.s.	.	.	.	.	.	.	.	.	.	.	.9	.9	.9	.9
C56 Ovaio	.	.	.	.	.	.	.	1.1	.7	.6	18.8	19.7	19.5	18.5
C57 Al.n.s.org.genit.femmi	.	.	.	.	.	.	.	.	.	.	.5	.5	.5	.4
C60 Pene	.2	.1	.1	2.9	3.2	3.0	2.8	.	.	.	.	.	.	.
C61 Prostata	7.0	2.1	7.0	61.3	71.0	66.6	56.1	.	.	.	.	.	.	.
C62 Testicolo	.3	.3	.	3.3	3.0	3.1	3.4	.	.	.	.	.	.	.
C63 Al.n.s.org.genit.masch	.	.	.	.5	.4	.5	.5	.	.	.	.	.	.	.
C64 Rene eccet.pelvi renal	1.3	.6	1.0	18.1	19.3	18.9	17.8	.5	.3	.4	9.2	9.6	9.3	8.4
C65 Pelvi renale	.1	.	.1	1.4	1.6	1.5	1.3	.	.	.	.5	.5	.5	.4
C66 Uretere	.2	.1	.2	4.3	4.9	4.6	3.9	.	.	.	.9	.9	1.0	1.0
C67 Vescica	3.4	1.3	3.0	37.6	41.4	39.9	36.6	.8	.3	.7	8.7	9.6	9.2	8.1
C68 Al.n.s.organi urinari	.1	.	.	1.0	.8	.9	1.0	.	.	.	.	.	.	.
C69 Occhio e annessi	.	.	.	.5	.4	.5	.5	.1	.1	.	1.8	1.8	1.8	2.0
C70 Meningi	.	.	.	.	.	.	.	.	.	.	.	.	.	.
C71 Cervello	.9	.5	.7	13.3	14.3	13.9	13.0	.4	.2	.3	5.5	5.7	5.6	5.1
C72 Midollo spin.nervi cra	.	.	.	.5	.5	.5	.4	.	.	.	.5	.5	.5	.5
C73 Ghiandola tiroide	.3	.2	.2	6.2	6.2	6.1	5.8	1.0	.9	.4	23.8	24.3	24.1	23.7
C74 Ghiandole surrenali	.	.	.	.5	.4	.5	.5	.	.	.	.	.	.	.
C75 Al.ghiand.endocr.strut	.	.	.	1.0	1.0	1.0	.9	.1	.	.	.9	1.1	1.0	.8
C76 Altre e mal.def.sedi	.	.	.	.5	.5	.5	.5	.	.	.	.	.	.	.
C80 T.m.senza spec.di sede	.2	.	.2	.5	.6	.5	.4	.2	.1	.2	2.3	2.4	2.3	1.9
C81 Malattia di Hodgkin	.1	.1	.1	1.9	2.0	1.9	2.0	.3	.2	.	3.2	3.0	3.1	3.3
C82 Linfoma follicol.nonHo	.1	.	.1	1.4	1.5	1.5	1.2	.1	.1	.1	2.3	2.4	2.3	2.2
C83 Linfoma diffuso nonHod	.4	.2	.3	4.8	5.1	5.0	4.7	.5	.3	.2	8.7	9.2	9.0	8.6
C84 Linfoma perif.cutan.ce	.	.	.	1.4	1.5	1.5	1.4	.	.	.	.5	.5	.5	.5
C85 Al. n.s.linfomi nonHod	.5	.3	.4	8.1	8.6	8.4	7.7	.4	.2	.4	6.0	6.2	6.0	5.4
C90 Mieloma multipl.t.m.pl	.3	.1	.3	4.3	4.8	4.6	4.2	.4	.2	.3	5.0	5.2	5.0	4.4
C91 Leucemia linfoide	.6	.4	.4	7.1	7.7	7.4	6.5	.2	.2	.1	3.2	3.3	3.2	2.9
C92 Leucemia mieloide	.5	.2	.4	5.7	6.0	5.9	5.4	.3	.2	.2	4.6	4.8	4.7	4.7
C95 Leucemie cell.non spec	.2	.	.1	1.0	.9	.9	1.0	.1	.1	.1	2.7	2.8	2.8	2.6
C96 Al. n.s.t.m.tess.linf	.	.	.	.	.	.	.	.	.	.	.	.	.	.
TUTTE LE SEDI	32.8	14.7	28.8	440.7	484.2	466.2	422.4	24.2	15.1	17.9	481.5	504.5	492.5	463.0

INCIDENZA E MORTALITÀ PER CANCRO IN UMBRIA, 2003-2005

TABELLA 50. REGISTRO TUMORI UMBRO DI POPOLAZIONE, 2003-2005.

ASL n.3 -

Numero dei nuovi casi registrati nella popolazione residente, per età e per sede. Maschi.

SEDE	0-	5-	10-	15-	20-	25-	30-	35-	40-	45-	50-	55-	60-	65-	70-	75-	80-	85-	TOTALE
C00 Labbro	.	.	.	.	.	.	.	.	.	.	.	.	.	.	.	1	1	.	2
C01 Base della lingua	.	.	.	.	.	.	.	.	.	.	1	.	2	.	.	1	1	.	5
C02 Altre ns parti lingua	.	.	.	.	.	.	.	.	.	.	.	.	1	.	.	.	.	.	1
C04 Pavimento orale	.	.	.	.	.	.	.	.	.	.	.	.	.	1	.	.	.	.	1
C05 Palato	.	.	.	.	.	.	.	.	.	.	2	.	1	.	.	.	.	.	3
C06 Altre ns parti bocca	.	.	.	.	.	.	.	.	.	1	.	.	.	.	.	1	.	.	2
C07 Parotide	.	.	.	.	.	.	.	.	.	.	.	.	.	.	1	.	.	.	1
C08 Altre n.s.ghiland.saliv	.	.	.	.	.	.	.	.	.	.	.	1	.	.	.	.	.	.	1
C09 Tonsille	.	.	.	.	.	.	.	.	.	.	.	.	.	1	.	.	.	.	1
C11 Nasofaringe	.	.	.	.	.	.	.	.	1	.	.	.	.	.	1	1	.	.	3
C15 Esofago	.	.	.	.	.	.	.	.	.	2	.	1	1	1	2	.	.	1	8
C16 Stomaco	.	.	.	.	.	.	.	1	3	1	8	5	7	17	24	30	26	8	130
C17 Piccolo intestino	.	.	.	.	.	.	.	.	.	.	.	.	.	.	.	1	.	.	2
C18 Colon	.	.	.	.	.	.	.	.	1	2	4	11	20	37	39	28	23	15	180
C19 Giunz.rettoSIGMOIDEA	.	.	.	.	.	.	.	.	.	1	3	1	1	2	4	10	4	1	27
C20 Retto	.	.	.	.	.	.	1	.	.	.	6	8	9	5	11	14	9	7	70
C21 Ano e canale anale	.	.	.	.	.	.	.	.	.	.	1	.	.	.	.	.	.	.	1
C22 Fegato dotti intraepat	.	.	.	.	.	.	.	.	.	.	1	2	4	8	11	7	12	10	55
C23 Colecisti	.	.	.	.	.	.	.	.	.	.	.	.	2	1	1	1	4	1	10
C24 Al.n.s.parti vie bilia	.	.	.	.	.	.	.	.	.	.	.	1	.	2	2	3	2	4	14
C25 Pancreas	.	.	.	.	.	.	.	1	.	3	1	3	5	3	7	4	14	3	44
C26 Al.mal def.organi dige	.	.	.	.	.	.	.	.	.	.	.	.	1	.	.	1	.	1	3
C31 Seni accessori	.	.	.	.	.	.	.	.	.	.	1	.	.	.	.	.	1	.	2
C32 Laringe	.	.	.	.	.	.	.	.	.	2	3	3	3	3	5	6	7	.	32
C33 Trachea	.	.	.	.	.	.	.	.	.	.	.	.	.	.	.	1	.	.	1
C34 Bronchi e polmoni	.	.	.	.	.	.	1	.	2	8	8	12	25	24	46	47	29	11	213
C40 Ossa cart.art.arti	.	.	1	.	.	.	.	.	.	.	.	.	.	.	1	.	.	.	2
C41 Ossa cart.art.altre e	.	.	.	.	.	.	.	.	.	.	.	.	.	.	.	1	1	.	2
C43 Melanoma della pelle	.	.	.	.	1	.	.	1	.	1	1	1	3	4	6	4	3	.	25
C44 Pelle non melanomi	.	.	.	.	.	.	2	2	2	9	7	12	23	42	68	71	66	21	325
C45 Mesotelioma	.	.	.	.	.	.	.	.	.	.	.	1	2	2	.	2	.	.	7
C48 Retroperit.peritoneo	.	.	.	.	.	.	.	.	.	.	.	.	.	1	.	.	.	.	1
C49 Tess.connettivo e moll	.	.	.	.	.	.	.	1	.	.	.	.	1	1	2	2	.	.	7
C50 Mammella	.	.	.	.	.	.	.	.	.	.	.	.	1	.	.	.	1	.	2
C60 Pene	.	.	.	.	.	.	.	.	.	.	.	1	1	2	.	.	.	.	4
C61 Prostata	.	.	.	.	.	.	.	.	.	.	6	15	56	77	78	87	57	20	396
C62 Testicolo	1	.	.	1	1	2	2	.	2	.	.	.	.	.	.	.	.	.	9
C64 Rene eccet.pelvi renal	.	.	.	.	.	.	.	1	1	2	7	6	7	11	6	6	8	2	57
C65 Pelvi renale	.	.	.	.	.	.	.	.	.	.	.	1	.	.	1	1	1	.	4
C66 Uretere	.	.	.	.	.	.	.	.	.	.	.	.	.	1	2	1	.	.	4
C67 Vesicica	.	.	.	.	.	.	.	1	3	4	7	17	22	31	41	29	14	169	
C69 Occhio e annessi	.	.	.	.	.	.	.	.	1	.	1	1	.	.	.	.	.	.	3
C71 Cervello	.	2	.	.	.	.	1	.	2	1	4	1	2	3	3	2	2	.	23
C72 Midollo spin.nervi cra	.	1	.	.	.	.	.	.	1	.	.	.	.	.	.	.	.	.	2
C73 Ghiandola tiroide	.	.	.	1	.	.	.	1	.	.	1	1	2	1	2	.	1	.	10
C74 Ghiandole surrenali	.	.	.	.	.	.	.	1	.	.	.	.	.	.	1	.	.	.	2
C80 T.m.senza spec.di sede	.	.	.	.	.	.	1	.	.	.	1	.	.	.	.	2	1	2	7
C81 Malattia di Hodgkin	.	.	1	.	2	2	1	.	2	.	2	1	1	.	.	1	1	.	14
C82 Linfoma follicol.nonHo	.	.	.	.	.	.	.	.	.	.	1	.	4	.	.	1	.	.	6
C83 Linfoma diffuso nonHod	.	1	.	1	.	.	.	3	2	2	2	2	1	2	1	5	2	3	27
C84 Linfoma perif.cutane	.	.	.	.	.	.	.	.	.	1	.	1	1	.	.	.	.	.	3
C85 Al. n.s.linfomi nonHod	.	.	.	.	1	.	1	.	2	1	.	.	2	1	7	8	3	.	26
C90 Mieloma multipl.t.m.pl	.	.	.	.	.	.	.	.	.	2	1	.	3	5	4	6	4	4	29
C91 Leucemia linfoide	.	.	.	.	.	.	.	.	.	.	.	.	1	2	4	3	5	2	17
C92 Leucemia mieloide	.	.	.	.	1	1	1	1	1	.	.	1	1	4	6	5	6	1	29
C95 Leucemie cell.non spec	.	.	.	.	.	.	.	1	.	1	1	1	.	.	2	3	1	2	12
TUTTE LE SEDI	1	4	2	3	6	5	11	14	21	46	75	101	212	287	381	408	325	134	2036



INCIDENZA E MORTALITÀ PER CANCRO IN UMBRIA. 2003-2005

TABELLA 51. REGISTRO TUMORI UMBRO DI POPOLAZIONE, 2003-2005.

ASL n.3 -

Numero dei nuovi casi registrati nella popolazione residente, per eta' e per sede. Femmine.

SEDE	0-	5-	10-	15-	20-	25-	30-	35-	40-	45-	50-	55-	60-	65-	70-	75-	80-	85-	TOTALE	
C02 Altre ns parti lingua	.	.	.	.	.	.	.	.	.	.	.	.	.	1	.	.	.	.	1	
C03 Gengiva	.	.	.	.	.	.	.	.	.	.	.	.	.	.	1	.	.	.	1	
C06 Altre ns parti bocca	.	.	.	.	.	.	.	.	.	.	1	.	.	.	.	.	.	.	1	
C07 Parotide	.	.	.	.	.	.	.	.	.	.	.	.	.	.	.	2	1	.	3	
C08 Altre n.s.ghiand.saliv	.	.	.	.	.	.	.	.	.	.	.	.	.	.	.	.	1	.	1	
C09 Tonsille	.	.	.	.	.	.	.	.	.	.	.	.	.	.	1	.	.	.	1	
C14 Al.n.s.sedi lab.cav.or	.	.	.	.	.	.	.	.	.	.	.	.	.	1	.	.	.	.	1	
C15 Esofago	.	.	.	.	.	.	.	.	.	.	.	.	1	1	.	.	2	.	4	
C16 Stomaco	.	.	.	.	.	.	.	.	1	3	1	3	3	11	8	17	20	19	86	
C17 Piccolo intestino	.	.	.	.	.	.	.	.	.	1	.	.	.	.	1	1	.	.	3	
C18 Colon	.	.	.	.	.	.	.	2	5	4	7	7	16	16	29	26	28	23	163	
C19 Giunz.rettosigmoidea	.	.	.	.	.	.	.	.	.	.	1	2	7	8	4	3	.	.	25	
C20 Retto	.	.	.	.	.	.	.	.	1	3	2	5	2	4	6	11	2	2	38	
C21 Ano e canale anale	.	.	.	.	.	.	.	.	.	.	1	.	.	.	.	2	.	.	3	
C22 Fegato dotti intraepat	.	.	.	.	.	.	.	.	.	.	1	2	2	6	.	1	5	17	17	
C23 Colecisti	.	.	.	.	.	.	.	.	.	.	.	1	.	1	1	4	4	2	13	
C24 Al.n.s.parti vie bilia	.	.	.	.	.	.	.	.	.	.	1	.	1	.	4	2	3	.	11	
C25 Pancreas	.	.	.	.	.	.	.	.	.	.	.	2	1	5	7	1	7	5	28	
C26 Al.mal def.organi dige	.	.	.	.	.	1	.	.	.	.	.	.	.	.	.	.	.	3	4	
C30 Cavità nasali orecc.me	.	.	.	.	.	.	.	.	.	.	.	.	.	2	.	.	.	1	3	
C32 Laringe	.	.	.	.	.	.	.	.	.	.	.	.	1	.	.	.	1	.	2	
C33 Trachea	.	.	.	.	.	.	.	.	.	1	.	.	.	.	.	.	.	.	1	
C34 Bronchi e polmoni	.	.	.	.	.	.	.	.	.	.	1	2	5	9	12	12	5	5	51	
C38 Cuore mediastino pleur	.	.	.	.	.	.	.	.	.	.	1	.	.	.	.	.	.	.	1	
C39 Al.mal def.org.resp.in	.	.	.	.	.	.	.	.	.	.	.	.	.	.	.	.	.	1	1	
C43 Melanoma della pelle	.	.	.	.	.	.	2	3	5	2	2	2	2	6	.	4	1	3	32	
C44 Pelle non melanomi	.	.	.	.	.	.	2	2	3	9	8	10	14	22	32	43	54	59	258	
C45 Mesotelioma	.	.	.	.	.	.	.	.	.	.	.	.	.	.	1	.	.	1	2	2
C48 Retroperit.peritoneo	.	.	.	.	.	.	.	.	.	.	.	1	.	.	.	.	1	1	3	3
C49 Tess.connettivo e moll	.	.	.	.	.	1	.	1	.	.	.	.	.	.	.	1	1	.	4	4
C50 Mammella	.	.	.	.	.	1	4	13	26	36	43	37	42	43	38	42	31	11	367	
C51 Vulva	.	.	.	.	.	.	.	1	.	.	.	.	2	2	1	.	4	2	12	12
C52 Vagina	.	.	.	.	.	.	.	.	.	.	.	.	.	.	2	.	.	.	5	5
C53 Collo dell'utero	.	.	.	.	.	3	1	3	4	2	1	1	1	3	.	.	2	.	21	21
C54 Corpo dell'utero	.	.	.	.	.	.	.	1	2	4	8	6	3	8	11	7	9	.	59	59
C55 Utero n.s.	.	.	.	.	.	.	.	.	.	.	.	.	.	.	.	.	1	.	1	1
C56 Ovaio	.	.	.	.	1	.	.	.	2	1	3	2	8	6	7	4	6	5	45	45
C57 Al.n.s.org.genit.femmi	.	.	.	.	.	.	.	.	.	.	.	.	1	1	.	.	.	.	2	2
C64 Rene eccet.pelvi renal	1	.	.	.	.	.	.	.	.	.	2	3	4	1	4	3	6	.	24	24
C65 Pelvi renale	.	.	.	.	.	.	.	.	.	.	.	.	.	.	1	1	2	.	4	4
C66 Uretere	.	.	.	.	.	.	.	.	.	.	.	.	.	.	1	.	.	.	1	1
C67 Vescica	.	.	.	.	.	.	.	.	.	1	2	3	7	11	9	11	6	.	50	50
C69 Occhio e annessi	.	.	.	.	.	.	.	.	.	.	.	.	.	.	1	1	.	.	2	2
C70 Meningi	.	.	.	.	.	.	.	.	.	.	.	.	1	.	.	.	.	.	1	1
C71 Cervello	1	.	.	1	.	.	.	.	1	.	.	.	1	2	3	2	1	2	14	14
C72 Midollo spin.nervi cra	.	.	.	.	.	.	.	.	.	.	.	1	.	1	.	.	.	.	2	2
C73 Ghiandola tiroide	.	.	.	.	2	2	2	3	2	4	1	3	5	6	2	.	.	.	32	32
C74 Ghiandole surrenali	.	.	.	.	.	.	.	.	.	.	.	.	.	.	.	.	1	.	1	1
C75 Al.ghiand.endocr.strut	.	.	.	.	.	.	.	.	.	.	.	.	1	.	.	.	.	.	1	1
C76 Altre e mal.def.sedi	.	.	.	.	.	.	.	.	1	.	.	.	.	1	.	.	.	.	2	2
C80 T.m.senza spec.di sede	.	.	.	.	.	.	.	.	.	.	.	.	1	2	1	1	1	4	10	10
C81 Malattia di Hodgkin	.	.	.	2	1	.	.	.	2	.	1	2	.	.	.	.	.	.	8	8
C82 Linfoma follicol.nonHo	.	.	.	.	.	.	.	1	.	1	.	1	1	.	1	.	1	.	6	6
C83 Linfoma diffuso nonHod	.	.	.	.	.	2	.	1	.	2	.	4	.	3	6	5	4	6	33	33
C85 Al. n.s.linfomi nonHod	.	.	.	.	.	.	.	.	.	.	2	1	3	4	6	4	4	.	24	24
C90 Mieloma multipl.t.m.pl	.	.	.	.	.	.	.	.	.	.	1	2	1	4	1	5	4	4	22	22
C91 Leucemia linfoide	.	1	.	.	.	.	.	.	.	1	1	3	2	4	1	2	3	2	20	20
C92 Leucemia mieloide	.	.	.	.	.	.	.	2	.	.	.	1	1	1	3	2	2	.	12	12
C95 Leucemie cell.non spec	.	.	.	.	.	1	.	.	1	1	.	1	1	1	.	3	4	1	14	14
TUTTE LE SEDI	2	1	.	3	4	10	12	31	56	73	85	107	134	183	212	227	232	185	1557	1557

INCIDENZA E MORTALITÀ PER CANCRO IN UMBRIA. 2003-2005

TABELLA 52. REGISTRO TUMORI UMBRO DI POPOLAZIONE, 2003-2005.

ASL n.3 -

Tassi annui di incidenza per 100.000 residenti, per eta' e per sede. Maschi.

SEDE	0-14	15-	20-	25-	30-	35-	40-	45-	50-	55-	60-	65-	70-	75-	80-	85-	TOTALE
C00 Labbro	.	.	.	.	.	.	.	.	.	.	.	.	.	9.4	13.0	.	.9
C01 Base della lingua	.	.	.	.	.	.	.	.	6.7	.	14.8	.	.	9.4	13.0	.	2.2
C02 Altre ns parti lingua	.	.	.	.	.	.	.	.	.	.	7.4	.	.	.	.	.	.4
C04 Pavimento orale	.	.	.	.	.	.	.	.	.	.	.	7.8	.	.	.	.	.4
C05 Palato	.	.	.	.	.	.	.	.	13.4	.	7.4	.	.	.	.	.	1.3
C06 Altre ns parti bocca	.	.	.	.	.	.	.	6.4	.	.	.	.	.	9.4	.	.	.9
C07 Parotide	.	.	.	.	.	.	.	.	.	.	.	.	8.5	.	.	.	.4
C08 Altre n.s.ghiand.saliv	.	.	.	.	.	.	.	.	.	6.5	.	.	.	.	.	.	.4
C09 Tonsille	.	.	.	.	.	.	.	.	.	.	.	7.8	.	.	.	.	.4
C11 Nasofaringe	.	.	.	.	.	.	5.7	.	.	.	.	.	8.5	9.4	.	.	1.3
C15 Esofago	.	.	.	.	.	.	.	12.8	.	6.5	7.4	7.8	17.0	.	.	23.1	3.5
C16 Stomaco	.	.	.	.	.	5.6	17.1	6.4	53.8	32.6	51.8	134.2	204.4	283.6	338.8	184.9	57.0
C17 Piccolo intestino	.	.	.	.	.	.	.	.	.	.	.	7.8	.	9.4	.	.	.9
C18 Colon	.	.	.	.	.	.	5.7	12.8	26.9	71.8	148.2	292.1	332.3	264.7	299.7	346.7	78.9
C19 Giunz.retto sigmoidea	.	.	.	.	.	.	.	6.4	20.2	6.5	7.4	15.7	34.0	94.5	52.1	23.1	11.8
C20 Retto	.	.	.	.	5.6	.	.	.	40.3	52.2	66.7	39.4	93.7	132.3	117.2	161.8	30.7
C21 Ano e canale anale	.	.	.	.	.	.	.	.	6.7	.	.	.	.	.	.	.	.4
C22 Fegato dotti intraepat	.	.	.	.	.	.	.	.	6.7	13.0	29.6	63.1	93.7	66.1	156.3	231.1	24.1
C23 Colecisti	.	.	.	.	.	.	.	.	.	.	14.8	7.8	8.5	9.4	52.1	23.1	4.4
C24 Al.n.s.parti vie bilia	.	.	.	.	.	.	.	.	.	6.5	.	15.7	17.0	28.3	26.0	92.4	6.1
C25 Pancreas	.	.	.	.	.	5.6	.	19.1	6.7	19.5	37.0	23.6	59.6	37.8	182.4	69.3	19.3
C26 Al.mal def.organi dige	.	.	.	.	.	.	.	.	.	.	7.4	.	.	9.4	.	23.1	1.3
C31 Seni accessori	.	.	.	.	.	.	.	.	6.7	.	.	.	.	.	13.0	.	.9
C32 Laringe	.	.	.	.	.	.	.	12.8	20.2	19.5	22.2	23.6	42.6	56.7	91.2	.	14.0
C33 Trachea	.	.	.	.	.	.	.	.	.	.	.	.	.	9.4	.	.	.4
C34 Bronchi e polmoni	.	.	.	.	5.6	.	11.4	51.0	53.8	78.3	185.3	189.5	391.9	444.3	377.8	254.2	93.4
C40 Ossa cart.art.arti	3.4	.	.	.	.	.	.	.	.	.	.	.	8.5	.	.	.	.9
C41 Ossa cart.art.altre e	.	.	.	.	.	.	.	.	.	.	.	.	.	9.4	13.0	.	.9
C43 Melanoma della pelle	.	.	7.8	.	.	5.6	.	6.4	6.7	6.5	22.2	31.5	51.1	37.8	39.0	.	11.0
C44 Pelle non melanomi	.	.	.	.	11.2	11.1	11.4	57.4	47.1	78.3	170.4	331.6	579.4	671.2	860.0	485.4	142.4
C45 Mesotelioma	.	.	.	.	.	.	.	.	.	6.5	14.8	15.7	.	18.9	.	.	3.1
C48 Retroperit.peritoneo	.	.	.	.	.	.	.	.	.	.	.	7.8	.	.	.	.	.4
C49 Tess.connettivo e moll	.	.	.	.	.	5.6	.	.	.	.	7.4	7.8	17.0	18.9	.	.	3.1
C50 Mammella	.	.	.	.	.	.	.	.	.	.	7.4	.	.	.	13.0	.	.9
C60 Pene	.	.	.	.	.	.	.	.	.	.	7.4	7.8	17.0	.	.	.	1.8
C61 Prostata	.	.	.	.	.	.	.	.	40.3	97.9	415.0	608.0	664.6	822.4	742.7	462.3	173.6
C62 Testicolo	3.4	8.9	7.8	13.4	11.2	.	11.4	.	.	.	.	.	.	.	.	.	3.9
C64 Rene eccet.pelvi renal	.	.	.	.	.	5.6	5.7	12.8	47.1	39.1	51.8	86.8	51.1	56.7	104.2	46.2	25.0
C65 Pelvi renale	.	.	.	.	.	.	.	.	.	6.5	.	.	8.5	9.4	13.0	.	1.8
C66 Uretere	.	.	.	.	.	.	.	.	.	.	.	7.8	17.0	9.4	.	.	1.8
C67 Vescica	.	.	.	.	.	5.7	19.1	26.9	45.7	126.0	173.7	264.1	387.5	377.8	323.6	.	74.1
C69 Occhio e annessi	.	.	.	.	.	.	6.4	.	.	6.5	7.4	.	.	.	.	.	1.3
C71 Cervello	6.8	.	.	.	5.6	.	11.4	6.4	26.9	6.5	14.8	23.6	25.5	18.9	26.0	.	10.1
C72 Midollo spin.nervi cra	3.4	.	.	.	.	.	5.7	.	.	.	.	.	.	.	.	.	.9
C73 Ghiandola tiroide	.	8.9	.	.	.	5.6	.	.	6.7	6.5	14.8	7.8	17.0	.	13.0	.	4.4
C74 Ghiandole surrenali	.	.	.	.	.	5.6	.	.	.	.	.	.	8.5	.	.	.	.9
C80 T.m.senza spec.di sede	.	.	.	.	5.6	.	.	.	6.7	.	.	.	.	18.9	13.0	46.2	3.1
C81 Malattia di Hodgkin	3.4	.	15.5	13.4	5.6	.	.	12.8	.	13.0	7.4	7.8	.	.	13.0	23.1	6.1
C82 Linfoma follicol.nonHo	.	.	.	.	.	.	.	.	6.7	.	29.6	.	.	9.4	.	.	2.6
C83 Linfoma diffuso nonHod	3.4	8.9	.	.	.	16.7	11.4	12.8	13.4	13.0	7.4	15.7	8.5	47.2	26.0	69.3	11.8
C84 Linfoma perif.cutane	.	.	.	.	.	.	.	6.4	.	6.5	7.4	.	.	.	.	.	1.3
C85 Al. n.s.linfomi nonHod	.	.	7.8	.	5.6	.	11.4	6.4	.	.	14.8	7.8	59.6	75.6	39.0	.	11.4
C90 Mieloma multipl.t.m.pl	.	.	.	.	.	.	.	12.8	6.7	.	22.2	39.4	34.0	56.7	52.1	92.4	12.7
C91 Leucemia linfoide	.	.	.	.	.	.	.	.	.	.	7.4	15.7	34.0	28.3	65.1	46.2	7.5
C92 Leucemia mieloide	.	.	7.8	6.7	5.6	5.6	5.7	.	.	6.5	7.4	31.5	51.1	47.2	78.1	23.1	12.7
C95 Leucemie cell.non spec	.	.	.	.	.	5.6	.	6.4	6.7	6.5	.	.	17.0	28.3	13.0	46.2	5.3
TUTTE LE SEDI	23.8	26.6	46.6	33.6	61.6	77.8	119.4	293.3	504.2	659.6	1571.4	2266.4	3246.4	3857.0	4235.0	3097.5	892.4

INCIDENZA E MORTALITÀ PER CANCRO IN UMBRIA. 2003-2005

TABELLA 53. REGISTRO TUMORI UMBRO DI POPOLAZIONE, 2003-2005.

ASL n.3 -

Tassi annui di incidenza per 100.000 residenti, per eta' e per sede. Femmine.

SEDE	0-14	15-	20-	25-	30-	35-	40-	45-	50-	55-	60-	65-	70-	75-	80-	85-	TOTALE
C02 Altre ns parti lingua	.	.	.	.	.	.	.	.	.	.	.	6.7	.	.	.	.	.4
C03 Gengiva	.	.	.	.	.	.	.	.	.	.	.	.	6.8	.	.	.	.4
C06 Altre ns parti bocca	.	.	.	.	.	.	.	.	6.7	.	.	.	.	.	.	.	.4
C07 Parotide	.	.	.	.	.	.	.	.	.	.	.	.	.	13.7	7.8	.	1.2
C08 Altre n.s.ghiand.saliv	.	.	.	.	.	.	.	.	.	.	.	.	.	.	7.8	.	.4
C09 Tonsille	.	.	.	.	.	.	.	.	.	.	.	.	6.8	.	.	.	.4
C14 Al.n.s.sedi lab.cav.or	.	.	.	.	.	.	.	.	.	.	.	.	6.8	.	.	.	.4
C15 Esofago	.	.	.	.	.	.	.	.	.	.	6.9	6.7	.	.	15.7	.	1.7
C16 Stomaco	.	.	.	.	.	.	5.8	19.8	6.7	19.2	20.8	74.4	54.5	116.6	157.7	214.9	35.8
C17 Piccolo intestino	.	.	.	.	.	.	.	6.6	.	.	.	.	6.8	6.8	.	.	1.2
C18 Colon	.	.	.	.	.	11.3	29.1	26.5	47.4	44.8	111.2	108.2	197.6	178.3	220.8	260.2	67.8
C19 Giunz.rettoSIGMOIDEA	.	.	.	.	.	.	.	.	.	6.4	13.9	47.3	54.5	27.4	23.6	.	10.4
C20 Retto	.	.	.	.	.	.	5.8	19.8	13.5	32.0	13.9	27.0	40.8	75.4	15.7	22.6	15.8
C21 Ano e canale anale	.	.	.	.	.	.	.	.	6.7	.	.	.	.	13.7	.	.	1.2
C22 Fegato dotti intraepat	.	.	.	.	.	.	.	.	.	6.4	13.9	13.5	40.8	.	7.8	56.5	7.1
C23 Colecisti	.	.	.	.	.	.	.	.	.	6.4	.	6.7	6.8	27.4	31.5	22.6	5.4
C24 Al.n.s.parti vie billia	.	.	.	.	.	.	.	.	6.7	.	6.9	.	.	27.4	15.7	33.9	4.6
C25 Pancreas	.	.	.	.	.	.	.	.	.	12.8	6.9	33.8	47.7	6.8	55.2	56.5	11.6
C26 Al.mal def.organi dige	.	.	.	6.9	.	.	.	.	.	.	.	.	.	.	.	33.9	1.7
C30 Cavità nasali orecc.me	.	.	.	.	.	.	.	.	.	.	.	13.5	.	.	.	11.3	1.2
C32 Laringe	.	.	.	.	.	.	.	.	.	.	6.9	.	.	.	7.8	.	.8
C33 Trachea	.	.	.	.	.	.	.	6.6	.	.	.	.	.	.	.	.	.4
C34 Bronchi e polmoni	.	.	.	.	.	.	.	.	6.7	12.8	34.7	60.9	81.7	82.3	39.4	56.5	21.2
C38 Cuore mediastino pleur	.	.	.	.	.	.	.	.	6.7	.	.	.	.	.	.	.	.4
C39 Al.mal def.org.resp.in	.	.	.	.	.	.	.	.	.	.	.	.	.	.	.	11.3	.4
C43 Melanoma della pelle	.	.	.	.	11.9	17.0	29.1	13.2	13.5	12.8	13.9	40.6	.	27.4	7.8	33.9	13.3
C44 Pelle non melanomi	.	.	.	.	11.9	11.3	17.4	59.6	54.2	64.0	97.3	148.9	218.1	295.0	425.8	667.5	107.3
C45 Mesotelioma	.	.	.	.	.	.	.	.	.	.	.	.	6.8	.	.	11.3	.8
C48 Retroperit.peritoneo	.	.	.	.	.	.	.	.	.	6.4	.	.	.	.	7.8	11.3	1.2
C49 Tess.connettivo e moll	.	.	.	.	5.9	.	5.8	.	.	.	.	.	.	6.8	7.8	.	1.7
C50 Mammella	.	.	.	6.9	23.8	74.0	151.3	238.5	291.3	236.9	292.1	291.0	259.0	288.1	244.4	124.4	152.7
C51 Vulva	.	.	.	.	.	5.6	.	.	.	13.9	13.5	.	6.8	.	31.5	22.6	5.0
C52 Vagina	.	.	.	.	.	.	.	.	.	.	.	6.7	13.6	.	15.7	.	2.1
C53 Collo dell'utero	.	.	.	20.9	5.9	17.0	23.2	13.2	6.7	6.4	6.9	20.3	.	.	15.7	.	8.7
C54 Corpo dell'utero	.	.	.	.	.	.	5.8	13.2	27.1	51.2	41.7	20.3	54.5	75.4	55.2	101.8	24.5
C55 Utero n.s.	.	.	.	.	.	.	.	.	.	.	.	.	.	.	7.8	.	.4
C56 Ovaio	.	.	8.7	.	.	11.6	6.6	20.3	12.8	55.6	40.6	47.7	27.4	47.3	56.5	.	18.7
C57 Al.n.s.org.genit.femmi	.	.	.	.	.	.	.	.	.	.	.	6.7	6.8	.	.	.	.8
C64 Rene eccet.pelvi renal	3.6	.	.	.	.	.	.	.	13.5	19.2	27.8	6.7	27.2	20.5	47.3	.	10.0
C65 Pelvi renale	.	.	.	.	.	.	.	.	.	.	.	.	6.8	6.8	15.7	.	1.7
C66 Uretere	.	.	.	.	.	.	.	.	.	.	.	.	6.8	.	.	.	.4
C67 Vescica	.	.	.	.	.	.	.	.	6.7	12.8	20.8	47.3	74.9	61.7	86.7	67.8	20.8
C69 Occhio e annessi	.	.	.	.	.	.	.	.	.	.	.	.	.	6.8	7.8	.	.8
C70 Meningi	.	.	.	.	.	.	.	.	.	.	6.9	.	.	.	.	.	.4
C71 Cervello	3.6	9.7	.	.	.	.	5.8	.	.	.	6.9	13.5	20.4	13.7	7.8	22.6	5.8
C72 Midollo spin.nervi cra	.	.	.	.	.	.	.	.	.	6.4	.	6.7	.	.	.	.	.8
C73 Ghiandola tiroide	.	.	17.3	13.9	11.9	17.0	11.6	26.5	6.7	19.2	34.7	40.6	13.6	.	.	.	13.3
C74 Ghiandole surrenali	.	.	.	.	.	.	.	.	.	.	.	.	.	.	7.8	.	.4
C75 Al.ghiand.endocr.strut	.	.	.	.	.	.	.	.	.	.	6.9	.	.	.	.	.	.4
C76 Altre e mal.def.sedi	.	.	.	.	.	.	5.8	.	.	.	.	6.7	.	.	.	.	.8
C80 T.m.senza spec.di sede	.	.	.	.	.	.	.	.	.	6.9	13.5	6.8	6.8	7.8	45.2	.	4.2
C81 Malattia di Hodgkin	.	19.4	8.7	.	.	11.6	.	.	6.7	12.8	.	.	.	.	.	.	3.3
C82 Linfoma follicol.nonHo	.	.	.	.	.	5.6	.	6.6	.	6.4	6.9	.	6.8	.	7.8	.	2.5
C83 Linfoma diffuso nonHod	.	.	.	13.9	.	5.6	.	13.2	.	25.6	.	20.3	40.8	34.3	31.5	67.8	13.7
C85 Al. n.s.linfomi nonHod	.	.	.	.	.	.	.	.	13.5	6.4	20.8	27.0	40.8	27.4	31.5	.	10.0
C90 Mieloma multipl.t.m.pl	.	.	.	.	.	.	.	.	6.7	12.8	6.9	27.0	6.8	34.3	31.5	45.2	9.2
C91 Leucemia linfoide	3.6	.	.	.	.	.	.	6.6	6.7	19.2	13.9	27.0	6.8	13.7	23.6	22.6	8.3
C92 Leucemia mieloide	.	.	.	.	.	11.3	.	.	.	6.4	6.9	6.7	20.4	13.7	15.7	.	5.0
C95 Leucemie cell.non spec	.	.	.	6.9	.	.	5.8	6.6	.	6.4	6.9	6.7	.	20.5	31.5	11.3	5.8
TUTTE LE SEDI	10.9	29.1	34.6	69.8	71.5	176.6	325.9	483.6	575.9	685.1	932.1	1238.5	1445.1	1557.5	1829.5	2093.2	647.6

INCIDENZA E MORTALITÀ PER CANCRO IN UMBRIA. 2003-2005

TABELLA 54. REGISTRO TUMORI UMBRO DI POPOLAZIONE, 2003-2005.

ASL n.3 -

Tassi standardizzati (pop. 1991) di incidenza per 100.000 residenti, per sede.

SEDE	MASCHI						FEMMINE							
	popolazione	TUTTE LE ETA'			0-74			popolazione	TUTTE LE ETA'			0-74		
		----tassi standardizzati----	Italiana	Mond.	Umbra ( E.S.)	Italiana	Mond.		----tassi standardizzati----	Italiana	Mond.	Umbra ( E.S.)	Italiana	Mond.
C00 Labbro		.7 ( .8)	.6	.2	.	.	.	.	.	.	.	.	.	
C01 Base della lingua		2.1 ( 1.7)	1.9	1.1	1.6	1.4	.9	.	.	.	.	.	.	
C02 Altre ns parti lingua		.5 ( .8)	.4	.3	.5	.5	.3	.4 ( .8)	.4	.2	.5	.4	.2	
C03 Gengiva		.	.	.	.	.	.	.3 ( .5)	.2	.1	.3	.2	.1	
C04 Pavimento orale		.5 ( .9)	.4	.2	.6	.4	.2	.	.	.	.	.	.	
C05 Palato		1.4 ( 1.4)	1.3	1.0	1.5	1.4	1.0	.	.	.	.	.	.	
C06 Altre ns parti bocca		.8 ( .9)	.7	.5	.4	.4	.4	.5 ( .8)	.4	.3	.5	.5	.3	
C07 Parotide		.4 ( .6)	.3	.2	.4	.3	.2	.7 ( .7)	.6	.2	.	.	.	
C08 Altre n.s.ghiand.saliv		.4 ( .7)	.4	.3	.4	.4	.3	.2 ( .3)	.2	.	.	.	.	
C09 Tonsille		.5 ( .9)	.4	.2	.6	.4	.2	.3 ( .5)	.2	.1	.3	.2	.1	
C11 Nasofaringe		1.1 ( 1.1)	1.0	.6	.8	.7	.5	.	.	.	.	.	.	
C14 Al.n.s.sedi lab.cav.or		.	.	.	.	.	.	.3 ( .5)	.2	.1	.3	.2	.1	
C15 Esofago		3.3 ( 2.0)	2.9	2.0	3.2	2.8	1.9	1.3 ( 1.2)	1.1	.6	1.0	.8	.5	
C16 Stomaco		50.3 ( 7.8)	43.2	21.4	31.1	26.0	16.3	23.1 ( 4.6)	20.2	9.8	12.9	10.9	6.9	
C17 Piccolo intestino		.9 ( 1.1)	.7	.3	.6	.4	.2	1.0 ( 1.0)	.9	.6	.8	.7	.5	
C18 Colon		72.9 ( 9.6)	61.9	32.5	55.1	45.4	27.2	49.2 ( 7.1)	42.8	24.0	36.3	31.0	20.2	
C19 Giunz.rettoSIGMOIDEA		10.4 ( 3.5)	9.0	4.4	5.6	4.8	3.2	8.4 ( 3.0)	6.9	3.7	7.3	5.9	3.4	
C20 Retto		27.6 ( 5.8)	24.1	12.9	19.0	16.3	10.4	12.6 ( 3.7)	11.1	6.6	9.8	8.6	5.8	
C21 Ano e canale anale		.5 ( .8)	.4	.3	.5	.5	.3	1.0 ( 1.0)	.9	.5	.5	.5	.3	
C22 Fegato dotti intraepat		20.8 ( 5.0)	18.0	8.4	12.4	10.1	5.9	4.9 ( 2.2)	4.2	2.4	4.3	3.5	2.1	
C23 Colecisti		3.8 ( 2.1)	3.3	1.5	2.0	1.7	1.0	3.3 ( 1.7)	2.8	1.1	1.2	1.0	.6	
C24 Al.n.s.parti vie bilia		5.1 ( 2.4)	4.5	2.0	2.4	1.9	1.1	2.8 ( 1.6)	2.5	1.1	1.0	.9	.6	
C25 Pancreas		16.7 ( 4.4)	14.6	7.6	10.7	9.1	6.1	7.9 ( 2.8)	6.7	3.4	6.0	4.9	2.8	
C26 Al.mal def.organi dige		1.2 ( 1.2)	1.0	.5	.5	.5	.3	1.0 ( 1.0)	1.0	.7	.6	.6	.6	
C30 Cavità nasali orecc.me		.	.	.	.	.	.	1.0 ( 1.1)	.9	.5	.9	.8	.4	
C31 Seni accessori		.8 ( 1.0)	.7	.4	.5	.5	.3	.	.	.	.	.	.	
C32 Laringe		12.7 ( 3.9)	11.0	6.0	9.0	7.7	5.1	.7 ( .9)	.6	.3	.5	.4	.3	
C33 Trachea		.4 ( .6)	.3	.1	.	.	.	.4 ( .7)	.4	.4	.4	.4	.4	
C34 Bronchi e polmoni		84.3 ( 10.1)	72.1	38.4	59.2	49.6	31.5	16.0 ( 4.1)	13.4	7.0	12.0	9.8	5.8	
C38 Cuore mediastino pleur		.	.	.	.	.	.	.5 ( .8)	.4	.3	.5	.5	.3	
C39 Al.mal def.org.resp.in		.	.	.	.	.	.	.1 ( .3)	.1	.1	.	.	.	
C40 Ossa cart.art.arti		.9 ( 1.1)	.9	1.1	1.0	.9	1.1	.	.	.	.	.	.	
C41 Ossa cart.art.altre e		.7 ( .8)	.6	.2	.	.	.	.	.	.	.	.	.	
C43 Melanoma della pelle		10.3 ( 3.6)	8.9	5.4	8.6	7.4	4.9	11.8 ( 3.7)	10.9	7.7	11.0	10.1	7.4	
C44 Pelle non melanomi		125.3 ( 12.2)	107.0	52.7	78.2	64.7	40.1	70.4 ( 8.2)	62.1	32.4	43.2	37.0	24.5	
C45 Mesotelioma		3.1 ( 2.1)	2.7	1.5	2.6	2.2	1.4	.4 ( .6)	.4	.2	.3	.2	.1	
C48 Retroperit.peritoneo		.5 ( .9)	.4	.2	.6	.4	.2	.7 ( .8)	.7	.4	.4	.4	.3	
C49 Tess.connettivo e moll		2.8 ( 1.9)	2.4	1.4	2.3	1.9	1.2	1.3 ( 1.2)	1.2	.8	.9	.9	.7	
C50 Mammella		.8 ( 1.0)	.7	.4	.5	.5	.3	135.5 ( 12.6)	122.1	84.2	126.5	113.5	81.1	
C51 Vulva		.	.	.	.	.	.	3.5 ( 1.9)	3.1	1.7	2.7	2.3	1.5	
C52 Vagina		.	.	.	.	.	.	1.4 ( 1.2)	1.2	.6	1.1	.9	.5	
C53 Collo dell'utero		.	.	.	.	.	.	8.6 ( 3.3)	8.3	6.8	8.9	8.6	6.9	
C54 Corpo dell'utero		.	.	.	.	.	.	18.4 ( 4.4)	16.3	9.5	13.8	12.1	8.1	
C55 Utero n.s.		.	.	.	.	.	.	.2 ( .3)	.2	.	.	.	.	
C56 Ovaio		.	.	.	.	.	.	15.4 ( 4.2)	13.6	8.5	13.4	11.7	7.9	
C57 Al.n.s.org.genit.femmi		.	.	.	.	.	.	.7 ( .9)	.6	.3	.8	.6	.3	
C60 Pene		1.7 ( 1.5)	1.4	.9	1.9	1.5	.9	.	.	.	.	.	.	
C61 Prostata		160.7 ( 14.2)	135.6	68.3	113.6	93.2	55.2	.	.	.	.	.	.	
C62 Testicolo		4.1 ( 2.4)	4.5	5.1	4.5	4.8	5.2	.	.	.	.	.	.	
C64 Rene eccet.pelvi renal		23.9 ( 5.6)	20.9	12.4	20.1	17.4	11.3	8.1 ( 3.0)	7.1	5.1	6.6	5.8	4.7	
C65 Pelvi renale		1.5 ( 1.3)	1.3	.6	.9	.7	.4	.9 ( .8)	.8	.3	.3	.2	.1	
C66 Uretere		1.6 ( 1.4)	1.3	.7	1.4	1.1	.6	.3 ( .5)	.2	.1	.3	.2	.1	
C67 Vescica		65.8 ( 8.9)	56.3	27.6	40.6	33.6	20.6	14.4 ( 3.7)	12.2	6.0	9.8	8.0	4.7	
C69 Occhio e annessi		1.3 ( 1.3)	1.2	.9	1.4	1.3	1.0	.5 ( .6)	.4	.1	.	.	.	
C70 Meningi		.	.	.	.	.	.	.5 ( .8)	.4	.3	.5	.4	.3	
C71 Cervello		9.8 ( 3.6)	8.9	7.3	9.1	8.3	7.1	4.8 ( 2.4)	4.4	3.9	4.1	3.7	3.7	
C72 Midollo spin.nervi cra		.9 ( 1.1)	.9	1.4	1.0	1.0	1.4	.8 ( 1.0)	.7	.5	.9	.8	.5	
C73 Ghiandola tiroide		4.4 ( 2.4)	4.0	3.0	4.4	4.0	3.0	13.9 ( 4.3)	13.1	10.5	15.0	14.1	10.7	
C74 Ghiandole surrenali		.7 ( .9)	.7	.5	.8	.7	.5	.2 ( .3)	.2	.	.	.	.	
C75 Al.ghiand.endocr.strut		.	.	.	.	.	.	.5 ( .8)	.4	.3	.5	.4	.3	
C76 Altre e mal.def.sedi		.	.	.	.	.	.	.8 ( 1.0)	.8	.6	.9	.8	.6	
C80 T.m.senza spec.di sede		2.5 ( 1.7)	2.3	1.2	.9	.9	.7	2.7 ( 1.6)	2.3	1.2	1.8	1.4	.8	
C81 Malattia di Hodgkin		6.2 ( 2.9)	6.3	5.5	6.0	6.1	5.5	3.9 ( 2.4)	4.2	4.0	4.2	4.5	4.1	
C82 Linfoma follicol.nonHo		2.8 ( 2.0)	2.5	1.6	2.6	2.3	1.6	2.1 ( 1.6)	2.0	1.4	2.1	1.9	1.4	
C83 Linfoma diffuso nonHod		10.7 ( 3.6)	10.1	7.4	8.0	7.6	6.6	9.9 ( 3.2)	9.0	5.5	7.5	6.7	4.8	
C84 Linfoma perif.cutane		1.3 ( 1.3)	1.2	.9	1.4	1.3	1.0	.	.	.	.	.	.	
C85 Al. n.s.linfomi nonHod		10.1 ( 3.5)	8.8	5.0	6.7	5.9	4.1	8.1 ( 3.0)	6.8	3.8	6.8	5.6	3.5	
C90 Mieloma multipl.t.m.pl		11.4 ( 3.7)	9.9	5.1	7.3	6.1	3.9	6.5 ( 2.6)	5.6	2.8	4.1	3.5	2.1	
C91 Leucemia linfoide		6.3 ( 2.7)	5.3	2.3	3.3	2.6	1.5	7.0 ( 2.9)	6.3	4.6	6.1	5.4	4.3	
C92 Leucemia mieloida		11.4 ( 3.7)	10.1	5.7	8.0	7.0	4.8	3.9 ( 2.0)	3.4	2.0	3.2	2.8	1.9	
C95 Leucemie cell.non spec		4.4 ( 2.2)	4.0	2.2	2.6	2.3	1.7	4.4 ( 2.2)	4.0	2.5	2.9	2.7	2.1	
TUTTE LE SEDI		807.9 ( 31.5)	696.1	371.8	558.4	470.9	302.6	500.3 ( 23.3)	444.1	273.0	398.7	350.2	242.7	

INCIDENZA E MORTALITÀ PER CANCRO IN UMBRIA. 2003-2005

TABELLA 55. REGISTRO TUMORI UMBRO DI POPOLAZIONE, 2003-2005.

ASL n.3 -

Rischi cumulativi di incidenza per 100 e tassi troncati 35-64 anni (grezzi e standardizzati) per 100.000 residenti, per sede.

SEDE	MASCHI							FEMMINE						
	rischi cumulativi			tassi troncati				rischi cumulativi			tassi troncati			
	0-74	0-64	55-74	grezzo	Umbria	Italia	Mond.	0-74	0-64	55-74	grezzo	Umbria	Italia	Mond.
C01 Base della lingua	.1	.1	.1	3.2	3.6	3.4	3.0	.	.	.	.	.	.	.
C02 Altre ns parti lingua	.	.	.	1.1	1.2	1.1	1.0	.	.	.	.	.	.	.
C03 Gengiva	.	.	.	.	.	.	.	.	.	.	.	.	.	.
C04 Pavimento orale	.	.	.	.	.	.	.	.	.	.	.	.	.	.
C05 Palato	.1	.1	.	3.2	3.5	3.4	3.1	.	.	.	.	.	.	.
C06 Altre ns parti bocca	.	.	.	1.1	1.0	1.0	1.2	.	.	.	1.1	1.2	1.2	1.1
C07 Parotide	.	.	.	.	.	.	.	.	.	.	.	.	.	.
C08 Altre n.s.ghiand.saliv	.	.	.	1.1	1.0	1.0	.8	.	.	.	.	.	.	.
C09 Tonsille	.	.	.	.	.	.	.	.	.	.	.	.	.	.
C11 Nasofaringe	.1	.	.	1.1	1.0	1.0	1.1	.	.	.	.	.	.	.
C14 Al.n.s.sedi lab.cav.or	.	.	.	.	.	.	.	.	.	.	.	.	.	.
C15 Esofago	.3	.1	.2	4.2	4.3	4.2	4.3	.1	.	.1	1.1	1.2	1.1	.9
C16 Stomaco	2.5	.8	2.1	26.3	28.0	27.3	25.2	1.0	.4	.8	11.6	11.9	11.6	11.2
C17 Piccolo intestino	.	.	.	.	.	.	.	.1	.	.	1.1	1.0	1.1	1.3
C18 Colon	4.4	1.3	4.1	40.0	43.8	41.6	36.3	2.8	1.3	2.3	43.4	45.1	43.7	40.8
C19 Giunz.rettosigmoidea	.5	.2	.3	6.3	6.7	6.6	6.3	.6	.1	.6	3.2	3.3	3.1	2.6
C20 Retto	1.5	.8	1.3	24.2	26.4	25.3	21.9	.8	.4	.6	13.7	13.9	13.7	13.1
C21 Ano e canale anale	.	.	.	1.1	1.1	1.1	1.1	.	.	.	1.1	1.2	1.2	1.1
C22 Fegato dotti intraepat	1.0	.2	1.0	7.4	8.2	7.7	6.6	.4	.1	.4	3.2	3.3	3.1	2.6
C23 Colecisti	.2	.1	.2	2.1	2.5	2.3	1.9	.1	.	.1	1.1	1.0	1.0	.8
C24 Al.n.s.parti vie bilia	.2	.	.2	1.1	1.0	1.0	.8	.1	.1	.	2.1	2.3	2.2	2.0
C25 Pancreas	.9	.4	.7	13.7	14.4	13.9	13.2	.5	.1	.5	3.2	3.2	3.1	2.5
C26 Al.mal def.organi dige	.	.	.	1.1	1.2	1.1	1.0	.	.	.	.	.	.	.
C30 Cavità nasali orecch.me	.	.	.	.	.	.	.	.1	.	.1	.	.	.	.
C31 Seni accessori	.	.	.	1.1	1.1	1.1	1.1	.	.	.	.	.	.	.
C32 Laringe	.7	.4	.5	11.6	12.3	11.9	11.1	.	.	.	1.1	1.2	1.1	.9
C33 Trachea	.	.	.	.	.	.	.	.	.	.	1.1	1.0	1.1	1.3
C34 Bronchi e polmoni	4.7	1.9	4.1	57.9	62.7	60.1	54.8	1.0	.3	.9	8.5	9.0	8.5	7.2
C38 Cuore mediastino pleur	.	.	.	.	.	.	.	.	.	.	1.1	1.2	1.2	1.1
C40 Ossa cart.art.arti	.1	.	.	.	.	.	.	.	.	.	.	.	.	.
C43 Melanoma della pelle	.7	.3	.6	7.4	7.8	7.6	7.1	.8	.6	.3	16.9	16.8	16.9	17.1
C44 Pelle non melanomi	6.3	1.9	5.6	57.9	61.9	59.6	55.2	3.4	1.6	2.6	48.6	50.1	48.9	46.7
C45 Mesotelioma	.2	.1	.2	3.2	3.5	3.3	2.8	.	.	.	.	.	.	.
C48 Retroperit.peritoneo	.	.	.	.	.	.	.	.	.	.	1.1	1.0	1.0	.8
C49 Tess.connettivo e moll	.2	.1	.2	2.1	2.2	2.1	2.0	.1	.1	.	1.1	1.0	1.1	1.1
C50 Mammella	.	.	.	1.1	1.2	1.1	1.0	8.9	6.4	5.3	208.3	213.1	210.4	205.1
C51 Vulva	.	.	.	.	.	.	.	.2	.1	.2	3.2	3.3	3.1	2.9
C52 Vagina	.	.	.	.	.	.	.	.1	.	.1	.	.	.	.
C53 Collo dell'utero	.	.	.	.	.	.	.	.6	.5	.2	12.7	12.4	12.6	13.2
C54 Corpo dell'utero	.	.	.	.	.	.	.	1.1	.7	.8	22.2	22.9	22.2	20.1
C56 Ovaio	.	.	.	.	.	.	.	1.0	.6	.8	16.9	17.9	17.2	15.6
C57 Al.n.s.org.genit.femmi	.	.	.	.	.	.	.	.1	.	.1	.	.	.	.
C60 Pene	.2	.	.2	1.1	1.2	1.1	1.0	.	.	.	.	.	.	.
C61 Prostata	8.7	2.7	8.5	81.1	91.8	85.8	72.7	.	.	.	.	.	.	.
C62 Testicolo	.3	.3	.	2.1	2.0	2.1	2.2	.	.	.	.	.	.	.
C64 Rene eccet.pelvi renal	1.5	.8	1.1	25.3	26.9	26.2	24.0	.5	.4	.4	9.5	10.0	9.6	8.3
C65 Pelvi renale	.1	.	.1	1.1	1.0	1.0	.8	.	.	.	.	.	.	.
C66 Uretere	.1	.	.1	.	.	.	.	.	.	.	.	.	.	.
C67 Vescica	3.3	1.1	3.0	33.7	36.9	35.1	31.3	.8	.2	.8	6.3	6.7	6.4	5.4
C69 Occhio e annessi	.1	.1	.1	3.2	3.3	3.2	3.0	.	.	.	.	.	.	.
C70 Meningi	.	.	.	.	.	.	.	.	.	.	1.1	1.2	1.1	.9
C71 Cervello	.7	.5	.4	10.5	11.1	11.0	10.5	.3	.2	.2	2.1	2.2	2.1	2.0
C72 Midollo spin.nervi cra	.1	.1	.	1.1	1.0	1.0	1.1	.1	.	.1	1.1	1.0	1.0	.8
C73 Ghiandola tiroide	.3	.2	.2	5.3	5.6	5.4	4.9	1.1	.8	.5	19.0	19.1	18.9	18.7
C74 Ghiandole surrenali	.1	.	.	1.1	.9	1.0	1.1	.	.	.	.	.	.	.
C75 Al.ghiand.endocr.strut	.	.	.	.	.	.	.	.	.	.	1.1	1.2	1.1	.9
C76 Altre e mal.def.sedi	.	.	.	.	.	.	.	.1	.	.	1.1	1.0	1.1	1.1
C80 T.m.senza spec.di sede	.1	.1	.	1.1	1.1	1.1	1.1	.1	.	.1	1.1	1.2	1.1	.9
C81 Malattia di Hodgkin	.4	.4	.1	5.3	5.3	5.2	5.1	.3	.3	.1	5.3	5.3	5.3	5.0
C82 Linfoma follicol.nonHo	.2	.2	.1	5.3	6.1	5.7	4.9	.2	.1	.1	4.2	4.2	4.1	4.1
C83 Linfoma diffuso nonHod	.6	.5	.2	12.6	12.4	12.5	12.7	.6	.3	.4	7.4	7.1	7.1	7.0
C84 Linfoma perif.cutane	.1	.1	.1	3.2	3.3	3.2	3.0	.	.	.	.	.	.	.
C85 Al. n.s.linfomi nonHod	.6	.2	.4	5.3	5.5	5.4	5.3	.5	.2	.5	6.3	6.8	6.5	5.7
C90 Mieloma multipl.t.m.pl	.6	.2	.5	6.3	6.9	6.6	6.4	.3	.1	.3	4.2	4.4	4.2	3.6
C91 Leucemia linfoide	.3	.	.3	1.1	1.2	1.1	1.0	.5	.3	.3	7.4	7.6	7.4	6.6
C92 Leucemia mieloida	.6	.2	.5	4.2	4.2	4.2	4.0	.3	.1	.2	4.2	4.1	4.1	3.9
C95 Leucemie cell.non spec	.2	.1	.1	4.2	4.1	4.2	4.2	.2	.2	.1	4.2	4.3	4.2	4.1
TUTTE LE SEDI	36.2	15.9	32.1	494.0	534.0	512.4	464.1	26.3	15.7	19.3	513.9	526.9	516.4	492.5

**INCIDENZA E MORTALITÀ PER CANCRO IN UMBRIA. 2003-2005**

TABELLA 56. REGISTRO TUMORI UMBRO DI POPOLAZIONE, 2003-2005.

ASL n.4 -

Numero dei nuovi casi registrati nella popolazione residente, per eta' e per sede. Maschi.

SEDE	0-	5-	10-	15-	20-	25-	30-	35-	40-	45-	50-	55-	60-	65-	70-	75-	80-	85-	TOTALE
C00 Labbro	.	.	.	.	.	.	.	.	.	.	.	.	.	.	.	.	.	1	1
C01 Base della lingua	.	.	.	.	.	.	.	1	.	.	.	.	.	.	1	2	.	.	4
C02 Altre ns parti lingua	.	.	.	.	.	.	.	.	.	2	1	.	.	.	1	.	3	.	7
C04 Pavimento orale	.	.	.	.	.	.	.	.	.	.	.	1	.	.	.	1	1	.	3
C05 Palato	.	.	.	.	.	.	.	.	.	.	1	1	.	.	.	.	.	.	2
C06 Altre ns parti bocca	.	.	.	.	.	.	.	.	.	.	1	1	.	2	.	1	.	1	6
C07 Parotide	.	.	.	.	.	.	.	.	1	1	2	1	.	.	.	2	.	.	7
C08 Altre n.s.ghiand.saliv	.	.	.	.	.	.	.	.	.	.	.	.	.	.	.	1	.	1	2
C09 Tonsille	.	.	.	.	.	.	.	.	.	.	.	1	.	.	.	.	.	.	1
C10 Orofaringe	.	.	.	.	.	.	.	.	.	.	.	1	.	.	.	.	.	.	1
C11 Nasofaringe	.	.	.	.	.	.	.	.	1	1	.	.	.	.	.	.	.	.	2
C13 Ipofaringe	.	.	.	.	.	.	.	.	.	.	.	.	.	.	1	.	.	.	1
C14 Al.n.s.sedi lab.cav.or	.	.	.	.	.	.	.	.	.	.	.	.	1	.	.	1	1	.	3
C15 Esofago	.	.	.	.	.	.	.	.	.	.	3	1	1	.	1	1	.	3	10
C16 Stomaco	.	.	.	.	.	.	.	1	1	9	7	12	17	17	11	31	37	20	146
C17 Piccolo intestino	.	.	.	.	.	.	.	.	.	.	.	.	1	1	.	.	1	.	3
C18 Colon	.	.	.	.	.	.	1	1	4	2	10	18	32	44	42	55	47	18	274
C19 Giunz.rettosigmoidea	.	.	.	.	.	.	.	.	.	2	.	1	4	10	3	2	1	3	26
C20 Retto	.	.	.	.	.	.	.	1	.	.	4	14	10	13	26	21	7	8	104
C21 Ano e canale anale	.	.	.	.	.	.	1	.	.	.	1	.	.	.	3	.	1	.	6
C22 Fegato dotti intraepat	.	.	.	.	.	.	.	.	.	1	4	4	9	17	10	15	9	3	72
C23 Colecisti	.	.	.	.	.	.	.	.	.	.	.	1	1	2	2	4	.	.	10
C24 Al.n.s.parti vie bilia	.	.	.	.	.	.	.	1	.	1	.	1	.	3	1	2	.	.	9
C25 Pancreas	.	.	.	.	.	.	1	1	.	6	8	8	8	11	8	12	8	5	76
C26 Al.mal def.organi dige	.	.	.	.	.	.	.	.	.	.	.	1	.	.	.	.	1	.	2
C30 Cavità nasali orecc.me	.	.	.	.	.	.	.	.	.	.	.	1	.	.	.	.	.	.	1
C31 Seni accessori	.	.	.	.	.	.	1	.	.	.	2	1	.	.	.	.	.	.	4
C32 Laringe	.	.	.	.	.	.	.	.	1	1	3	9	7	5	12	4	1	.	43
C33 Trachea	.	.	.	.	.	.	.	.	.	.	.	.	.	.	2	.	1	.	3
C34 Bronchi e polmoni	.	.	.	.	.	1	1	2	9	10	33	40	53	69	77	42	11	.	348
C37 Timo	.	1	.	.	.	.	.	.	.	1	.	.	.	.	1	.	.	.	3
C38 Cuore mediastino pleur	.	.	.	.	.	.	.	.	.	.	.	.	.	1	.	.	.	.	1
C40 Ossa cart.art.arti	.	.	.	.	.	1	.	1	.	.	.	.	1	.	1	.	.	1	5
C41 Ossa cart.art.altre e	.	.	.	.	.	.	.	.	.	1	.	.	.	.	.	.	.	.	1
C43 Melanoma della pelle	.	.	.	.	.	1	3	1	.	4	5	3	6	7	3	3	2	1	39
C44 Pelle non melanomi	.	.	.	.	.	1	5	3	5	9	19	25	49	72	86	84	89	44	491
C45 Mesotelioma	.	.	.	.	.	.	.	.	.	.	2	.	2	1	.	3	.	.	8
C48 Retroperit.peritoneo	.	.	.	.	.	.	.	.	1	.	.	2	.	1	1	1	.	.	6
C49 Tess.connettivo e moll	.	.	.	.	.	.	1	.	.	.	.	.	.	1	1	1	.	1	5
C50 Mammella	.	.	.	.	.	.	.	.	.	.	.	1	1	1	3	.	.	3	9
C60 Pene	.	.	.	.	.	.	.	1	.	.	.	1	1	1	.	3	1	.	8
C61 Prostata	.	.	.	.	.	.	.	.	.	7	16	48	82	99	95	92	26	.	465
C62 Testicolo	.	.	.	1	2	1	2	3	2	1	1	2	.	1	2	.	1	.	19
C63 Al.n.s.org.genit.masch	.	.	.	.	.	.	.	.	.	.	.	.	.	1	.	.	.	.	1
C64 Rene eccet.pelvi renal	.	.	.	.	.	.	1	1	2	4	9	9	16	15	12	15	7	2	93
C65 Pelvi renale	.	.	.	.	.	.	.	.	.	.	.	.	1	1	1	1	.	1	4
C66 Uretere	.	.	.	.	.	.	.	.	1	.	.	2	1	2	3	1	.	.	10
C67 Vescica	.	.	.	.	.	.	.	3	6	5	15	28	33	52	59	44	25	.	270
C68 Al.n.s.organi urinari	1	.	.	.	.	.	.	.	.	.	.	.	.	1	2	.	2	.	6
C69 Occhio e annessi	.	.	.	.	.	.	.	.	.	.	.	.	.	1	.	.	.	.	1
C70 Meningi	.	.	.	.	.	.	.	.	1	.	.	.	.	.	.	.	.	.	1
C71 Cervello	1	.	1	.	.	1	.	2	.	1	4	4	8	6	10	7	3	.	48
C72 Midollo spin.nervi cra	.	.	.	.	.	.	.	.	1	.	.	.	.	1	.	.	.	.	2
C73 Ghiandola tiroide	.	.	.	.	.	2	.	1	4	2	1	3	4	2	1	4	2	.	26
C74 Ghiandole surrenali	1	.	.	.	.	.	.	.	.	1	.	.	.	.	.	.	.	.	2
C75 Al.ghiand.endocr.strut	.	.	.	.	.	.	.	.	.	.	1	.	.	.	.	.	.	.	1
C76 Altre e mal.def.sedi	.	.	.	.	.	.	.	.	.	.	.	.	.	.	.	.	.	1	1
C80 T.m.senza spec.di sede	.	.	.	.	.	.	.	1	1	1	.	.	2	4	4	7	1	.	21
C81 Malattia di Hodgkin	.	.	.	1	.	.	2	.	.	.	.	1	.	1	1	1	.	1	8
C82 Linfoma follicol.nonHo	.	.	.	.	.	.	1	.	.	1	2	1	1	.	1	1	.	.	8
C83 Linfoma diffuso nonHod	.	.	.	.	.	1	.	1	3	1	2	4	1	6	3	7	5	.	34
C84 Linfoma perif.cutane	.	.	.	.	.	.	.	.	.	1	.	.	.	.	2	.	.	1	4
C85 Al. n.s.linfomi nonHod	.	.	.	2	.	1	.	.	2	1	1	2	5	4	7	6	3	4	38
C88 Mal.immunoprolifer.mal	.	.	.	.	.	.	.	.	.	.	.	.	.	.	1	.	.	.	1
C90 Mieloma multipl.t.m.pl	.	.	.	.	.	.	.	1	.	1	3	5	5	5	4	7	3	.	34
C91 Leucemia linfoide	.	.	.	.	.	.	1	1	.	2	1	1	5	4	7	2	.	.	24
C92 Leucemia mieloida	.	.	.	.	.	1	.	3	1	1	2	2	4	12	12	3	2	.	43
C95 Leucemie cell.non spec	.	.	.	.	.	.	.	.	.	1	.	.	1	1	.	1	.	.	4
TUTTE LE SEDI	3	1	1	3	3	9	19	21	40	64	122	190	312	433	501	563	441	196	2922

INCIDENZA E MORTALITÀ PER CANCRO IN UMBRIA. 2003-2005

TABELLA 57. REGISTRO TUMORI UMBRO DI POPOLAZIONE, 2003-2005.

ASL n.4 -

Numero dei nuovi casi registrati nella popolazione residente, per eta' e per sede. Femmine.

SEDE	0-	5-	10-	15-	20-	25-	30-	35-	40-	45-	50-	55-	60-	65-	70-	75-	80-	85-	TOTALE
C00 Labbro	.	.	.	.	.	.	.	.	.	.	.	.	.	.	.	.	.	1	1
C02 Altre ns parti lingua	.	.	.	.	.	.	.	.	1	.	.	.	2	.	.	3	2	.	8
C05 Palato	.	.	.	.	.	.	.	.	1	.	.	.	.	.	.	.	1	.	2
C06 Altre ns parti bocca	.	.	.	.	.	.	.	.	.	.	1	.	.	.	.	.	.	.	1
C07 Parotide	.	.	.	.	.	.	.	.	.	1	1	.	.	1	4	.	.	.	7
C08 Altre n.s.ghiand.saliv	.	.	.	.	.	.	.	.	.	.	1	.	.	.	.	.	2	1	4
C09 Tonsille	.	.	.	.	.	.	.	.	.	.	.	1	.	.	.	.	.	.	1
C11 Nasofaringe	.	.	.	.	.	.	.	.	1	.	.	.	.	.	.	.	.	.	1
C13 Ipo-faringe	.	.	.	.	.	.	.	.	.	.	.	.	1	.	.	.	.	.	1
C14 Al.n.s.sedi lab.cav.or	.	.	.	.	.	.	.	.	.	.	.	.	.	.	.	.	1	.	1
C15 Esofago	.	.	.	.	.	.	.	.	.	2	.	.	.	.	1	1	1	1	6
C16 Stomaco	.	.	.	.	.	.	.	2	1	2	3	5	9	7	14	14	27	21	105
C17 Piccolo intestino	.	.	.	.	.	.	.	.	.	.	1	.	.	.	1	2	.	1	5
C18 Colon	.	.	.	.	.	.	.	2	3	3	4	18	22	22	20	40	41	29	204
C19 Giunz.rettosigmoidea	.	.	.	.	.	.	.	.	.	2	1	.	1	7	7	.	3	3	24
C20 Retto	.	.	.	.	.	.	.	.	.	3	3	3	4	6	12	17	13	3	64
C21 Ano e canale anale	.	.	.	.	.	.	.	1	.	.	1	1	1	.	1	.	3	1	9
C22 Fegato dotti intraepat	.	.	.	.	.	.	.	1	.	.	2	1	2	6	1	8	5	8	34
C23 Colecisti	.	.	.	.	.	.	.	.	.	.	1	1	.	2	4	2	1	2	13
C24 Al.n.s.parti vie bilia	.	.	.	.	.	.	.	.	1	.	1	.	2	1	4	2	4	2	17
C25 Pancreas	.	.	.	.	.	.	.	.	.	.	2	3	9	6	6	6	9	12	53
C26 Al.mal def.organi dige	.	.	.	.	.	.	.	.	.	.	.	.	.	.	1	.	1	.	2
C30 Cavità nasali orecc.me	.	.	.	.	.	.	.	.	.	.	.	.	1	.	.	1	.	.	2
C31 Seni accessori	.	.	.	.	.	.	.	.	.	.	.	.	.	.	1	.	.	.	1
C32 Laringe	.	.	.	.	.	.	.	.	.	.	1	1	.	.	.	.	.	.	2
C33 Trachea	.	.	.	.	.	.	.	.	.	.	.	.	.	.	1	.	.	.	1
C34 Bronchi e polmoni	.	.	.	.	.	.	.	.	.	7	2	10	9	14	20	12	14	7	95
C37 Timo	.	.	.	.	.	.	.	.	.	.	1	.	.	.	2	.	.	.	3
C38 Cuore mediastino pleur	.	.	.	.	.	.	.	.	.	.	.	.	.	.	1	.	.	.	1
C40 Ossa cart.art.arti	.	.	1	.	.	.	.	.	.	.	.	.	.	.	.	.	1	.	2
C41 Ossa cart.art.altre e	.	.	.	.	.	.	.	.	.	1	.	.	.	.	.	.	.	.	1
C43 Melanoma della pelle	.	.	1	1	.	2	7	5	2	3	4	3	5	2	2	3	2	2	44
C44 Pelle non melanomi	.	.	.	1	1	2	2	2	7	15	13	19	26	44	50	69	84	66	401
C45 Mesotelioma	.	.	.	.	.	.	.	.	.	.	.	.	.	1	.	1	1	1	4
C48 Retroperit.peritoneo	.	.	.	.	.	.	.	.	.	.	.	1	.	1	.	.	.	.	2
C49 Tess.connettivo e moll	.	.	1	.	1	.	.	1	1	.	.	2	.	2	2	1	1	.	12
C50 Mammella	.	.	.	.	.	1	5	16	31	56	45	52	82	74	54	68	47	29	560
C51 Vulva	.	.	.	.	.	.	.	.	.	.	.	.	1	.	3	4	5	1	14
C52 Vagina	.	.	.	.	.	.	.	.	.	.	.	.	.	.	.	.	3	.	3
C53 Collo dell'utero	.	.	.	.	.	.	2	5	4	4	1	1	1	2	5	2	3	2	32
C54 Corpo dell'utero	.	.	.	.	.	1	1	2	6	7	16	15	15	14	8	9	5	99	
C55 Utero n.s.	.	.	.	.	.	.	.	.	.	.	.	1	.	.	.	.	.	.	1
C56 Ovaio	.	.	.	1	.	.	4	2	1	4	4	10	11	12	6	12	6	5	78
C57 Al.n.s.org.genit.femmi	.	.	.	.	.	.	.	.	.	.	.	1	.	1	.	.	2	.	4
C64 Rene eccet.pelvi renal	.	.	.	.	.	.	1	.	.	3	1	7	2	8	2	9	7	5	45
C65 Pelvi renale	.	.	.	.	.	.	.	.	.	.	.	.	.	.	2	.	.	1	3
C66 Uretere	.	.	.	.	.	.	.	.	.	.	.	.	1	.	.	.	1	.	2
C67 Vescica	.	.	.	.	.	.	1	1	.	1	6	6	4	9	10	9	4	51	
C68 Al.n.s.organi urinari	.	.	.	.	.	.	1	.	.	.	.	.	2	.	.	.	.	3	
C69 Occhio e annessi	.	.	.	.	.	.	.	.	1	.	.	.	1	.	.	1	.	3	
C70 Meningi	.	.	.	.	.	.	.	.	.	.	.	1	.	.	.	.	.	1	2
C71 Cervello	.	.	1	.	.	2	4	.	.	1	1	1	5	4	4	8	5	2	38
C72 Midollo spin.nervi cra	.	.	.	.	.	.	.	.	.	.	.	.	1	.	.	.	.	.	1
C73 Ghiandola tiroide	.	.	.	.	.	4	2	4	6	3	3	4	5	4	5	2	.	2	44
C74 Ghiandole surrenali	2	.	.	.	.	.	.	.	.	.	1	.	.	.	.	.	.	.	3
C80 T.m.senza spec.di sede	.	.	.	.	.	.	.	.	.	2	1	1	1	3	1	1	4	5	19
C81 Malattia di Hodgkin	.	.	.	1	.	1	1	.	1	2	.	.	.	1	.	.	1	.	8
C82 Linfoma follicol.nonHod	.	.	.	.	.	.	.	.	1	.	.	.	.	.	1	1	.	1	4
C83 Linfoma diffuso nonHod	.	.	.	.	.	1	.	1	1	1	3	5	5	3	3	5	2	30	
C84 Linfoma perif.cutane	.	.	.	.	.	.	.	.	.	.	.	.	.	.	.	1	.	.	1
C85 Al. n.s.linfomi nonHod	.	.	.	.	.	.	.	.	.	1	2	3	3	4	2	2	3	20	
C90 Mieloma multipl.t.m.pl	.	.	.	.	.	.	.	1	1	2	3	3	6	2	4	3	6	31	
C91 Leucemia linfoide	5	1	.	.	.	.	.	.	.	2	1	1	2	2	.	2	1	.	17
C92 Leucemia mieloide	1	.	.	.	.	1	.	.	2	.	1	3	2	1	4	4	4	23	
C95 Leucemie cell.non spec	.	.	.	.	.	.	.	.	.	.	.	.	1	.	1	.	.	.	2
TUTTE LE SEDI	8	1	4	4	2	12	31	45	66	127	112	181	241	272	272	323	335	239	2275

INCIDENZA E MORTALITÀ PER CANCRO IN UMBRIA. 2003-2005

TABELLA 58. REGISTRO TUMORI UMBRO DI POPOLAZIONE, 2003-2005.

ASL n.4 -

Tassi annui di incidenza per 100.000 residenti, per eta' e per sede. Maschi.

SEDE	0-14	15-	20-	25-	30-	35-	40-	45-	50-	55-	60-	65-	70-	75-	80-	85-	TOTALE
C00 Labbro	.	.	.	.	.	.	.	.	.	.	.	.	.	.	.	17.4	.3
C01 Base della lingua	.	.	.	.	.	3.8	.	.	.	.	.	.	5.5	13.3	.	.	1.2
C02 Altre ns parti lingua	.	.	.	.	.	.	.	9.2	4.8	.	.	.	5.5	.	28.2	.	2.2
C04 Pavimento orale	.	.	.	.	.	.	.	.	.	4.3	.	.	.	6.6	9.4	.	.9
C05 Palato	.	.	.	.	.	.	.	.	4.8	4.3	.	.	.	.	.	.	.6
C06 Altre ns parti bocca	.	.	.	.	.	.	.	.	4.8	4.3	.	9.8	.	6.6	.	17.4	1.9
C07 Parotide	.	.	.	.	.	.	4.1	4.6	9.6	4.3	.	.	.	13.3	.	.	2.2
C08 Altre n.s.ghiand.saliv	.	.	.	.	.	.	.	.	.	.	.	.	.	6.6	.	17.4	.6
C09 Tonsille	.	.	.	.	.	.	.	.	.	4.3	.	.	.	.	.	.	.3
C10 Orofaringe	.	.	.	.	.	.	.	.	.	.	4.8	.	.	.	.	.	.3
C11 Nasofaringe	.	.	.	.	.	4.1	4.6	.	.	.	.	.	.	.	.	.	.6
C13 Ipofaringe	.	.	.	.	.	.	.	.	.	.	.	.	5.5	.	.	.	.3
C14 Al.n.s.sedi lab.cav.or	.	.	.	.	.	.	.	.	.	.	4.8	.	.	6.6	9.4	.	.9
C15 Esofago	.	.	.	.	.	.	.	.	14.3	4.3	4.8	.	5.5	6.6	.	52.3	3.1
C16 Stomaco	.	.	.	.	.	.	4.1	4.6	43.0	30.1	57.7	83.3	61.2	207.6	347.8	348.8	45.3
C17 Piccolo intestino	.	.	.	.	.	.	.	.	.	.	4.8	4.9	.	.	9.4	.	.9
C18 Colon	.	.	.	.	4.1	3.8	16.4	9.2	47.8	77.5	153.9	215.8	233.9	368.4	441.8	313.9	84.9
C19 Giunz.rettoSIGMOIDEA	.	.	.	.	.	.	.	9.2	.	4.3	19.2	49.0	16.7	13.3	9.4	52.3	8.1
C20 Retto	.	.	.	.	.	3.8	.	.	19.1	60.3	48.1	63.7	144.8	140.6	65.8	139.5	32.2
C21 Ano e canale anale	.	.	.	.	4.1	.	.	.	4.8	.	.	.	16.7	.	9.4	.	1.9
C22 Fegato dotti intraepat	.	.	.	.	.	.	.	4.6	19.1	17.2	43.3	83.3	55.7	100.4	84.6	52.3	22.3
C23 Colecisti	.	.	.	.	.	.	.	.	.	.	4.8	4.9	11.1	13.3	37.6	.	3.1
C24 Al.n.s.parti vie bilia	.	.	.	.	.	.	4.1	.	4.8	.	4.8	.	16.7	6.6	18.8	.	2.8
C25 Pancreas	.	.	.	.	4.1	3.8	.	27.5	38.2	34.4	38.4	53.9	44.5	80.3	75.2	87.2	23.6
C26 Al.mal def.organi dige	.	.	.	.	.	.	.	.	.	.	4.8	.	.	.	9.4	.	.6
C30 Cavità nasali orecc.me	.	.	.	.	.	.	.	.	.	4.3	.	.	.	.	.	.	.3
C31 Seni accessori	.	.	.	.	4.1	.	.	.	9.6	4.3	.	.	.	.	.	.	1.2
C32 Laringe	.	.	.	.	.	.	.	4.6	4.8	12.9	43.3	34.3	27.8	80.3	37.6	17.4	13.3
C33 Trachea	.	.	.	.	.	.	.	.	.	.	.	.	11.1	.	9.4	.	.9
C34 Bronchi e polmoni	.	.	.	.	4.1	3.8	8.2	41.2	47.8	142.1	192.4	259.9	384.4	515.8	394.8	191.8	107.9
C37 Timo	2.5	.	.	.	.	.	.	4.6	.	.	.	4.9	.	.	.	.	.9
C38 Cuore mediastino pleur	.	.	.	.	.	.	.	.	.	.	.	4.9	.	.	.	.	.3
C40 Ossa cart.art.arti	.	.	.	4.8	.	3.8	.	.	.	.	4.8	.	5.5	.	.	17.4	1.5
C41 Ossa cart.art.altre e	.	.	.	.	.	.	.	4.6	.	.	.	.	.	.	.	.	.3
C43 Melanoma della pelle	.	.	.	4.8	12.3	3.8	.	18.3	23.9	12.9	28.8	34.3	16.7	20.0	18.8	17.4	12.1
C44 Pelle non melanomi	.	.	.	4.8	20.5	11.5	20.5	41.2	90.8	107.6	235.7	353.2	479.1	562.7	836.6	767.4	152.2
C45 Mesotelioma	.	.	.	.	.	.	.	.	9.6	.	9.6	4.9	.	20.0	.	.	2.5
C48 Retroperit.peritoneo	.	.	.	.	.	.	4.1	.	.	8.6	.	4.9	5.5	6.6	.	.	1.9
C49 Tess.connettivo e moll	.	.	.	.	4.1	.	.	.	.	.	4.9	5.5	6.6	.	17.4	.	1.5
C50 Mammella	.	.	.	.	.	.	.	.	.	.	4.8	4.9	5.5	20.0	.	52.3	2.8
C60 Pene	.	.	.	.	.	4.1	.	.	.	.	4.8	4.9	5.5	.	28.2	17.4	2.5
C61 Prostata	.	.	.	.	.	.	.	.	33.5	68.9	230.9	402.2	551.5	636.3	864.8	453.5	144.1
C62 Testicolo	.	7.1	12.1	4.8	8.2	11.5	8.2	4.6	4.8	8.6	.	.	5.5	13.3	.	17.4	5.9
C63 Al.n.s.org.genit.masch	.	.	.	.	.	.	.	.	.	.	4.9	.	.	.	.	.	.3
C64 Rene eccet.pelvi renal	.	.	.	4.1	3.8	8.2	18.3	43.0	38.7	76.9	73.5	66.8	100.4	65.8	34.8	28.8	28.8
C65 Pelvi renale	.	.	.	.	.	.	.	.	.	.	4.9	5.5	6.6	.	17.4	.	1.2
C66 Uretere	.	.	.	.	.	.	4.6	.	.	.	9.6	4.9	11.1	20.0	9.4	.	3.1
C67 Vescica	.	.	.	.	.	12.3	27.5	23.9	64.6	134.7	161.8	289.7	395.2	413.6	436.0	.	83.7
C68 Al.n.s.organi urinari	2.5	.	.	.	.	.	.	.	.	.	.	5.5	13.3	.	34.8	.	1.9
C69 Occhio e annessi	.	.	.	.	.	.	.	.	.	.	4.9	.	.	.	.	.	.3
C70 Meningi	.	.	.	.	.	.	4.6	.	.	.	.	.	.	.	.	.	.3
C71 Cervello	5.0	.	.	4.8	.	7.7	.	4.6	19.1	17.2	38.4	29.4	55.7	46.8	28.2	.	14.9
C72 Midollo spin.nervi cra	.	.	.	.	.	4.1	.	.	.	.	.	4.9	.	.	.	.	.6
C73 Ghiandola tiroide	.	.	.	9.6	.	3.8	16.4	9.2	4.8	12.9	19.2	9.8	5.5	26.7	18.8	.	8.1
C74 Ghiandole surrenali	2.5	.	.	.	.	.	.	4.6	.	.	.	.	.	.	.	.	.6
C75 Al.ghiand.endocr.strut	.	.	.	.	.	.	.	.	.	4.3	.	.	.	.	.	.	.3
C76 Altre e mal.def.sedi	.	.	.	.	.	.	.	.	.	.	.	.	.	.	.	17.4	.3
C80 T.m.senza spec.di sede	.	.	.	.	.	4.1	4.6	4.8	.	.	.	9.8	22.2	26.7	65.8	17.4	6.5
C81 Malattia di Hodgkin	.	.	6.1	.	.	7.7	.	.	.	4.3	.	4.9	5.5	6.6	.	17.4	2.5
C82 Linfoma follicol.nonHod	.	.	.	.	4.1	.	.	4.6	9.6	4.3	4.8	.	5.5	6.6	.	.	2.5
C83 Linfoma diffuso nonHod	.	.	.	4.8	.	3.8	12.3	4.6	9.6	17.2	4.8	29.4	16.7	46.8	47.0	.	10.5
C84 Linfoma perif.cutane	.	.	.	.	.	.	.	4.6	.	.	.	.	11.1	.	.	17.4	1.2
C85 Al. n.s.linfomi nonHod	.	14.1	.	4.8	.	.	8.2	4.6	4.8	8.6	24.0	19.6	38.9	40.1	28.2	69.7	11.8
C88 Mal.immunoprolifer.mal	.	.	.	.	.	.	.	.	.	.	.	.	6.6	.	.	.	.3
C90 Mieloma multipl.t.m.pl	.	.	.	.	.	4.1	.	4.8	12.9	24.0	24.5	27.8	26.7	65.8	52.3	.	10.5
C91 Leucemia linfoide	.	.	.	.	.	3.8	4.1	.	9.6	4.3	4.8	24.5	22.2	46.8	18.8	.	7.4
C92 Leucemia mieloide	.	.	.	.	4.1	.	12.3	4.6	4.8	8.6	9.6	19.6	66.8	80.3	28.2	34.8	13.3
C95 Leucemie cell.non spec	.	.	.	.	.	.	.	.	4.8	.	.	4.9	5.5	.	9.4	.	1.2
TUTTE LE SEDI	12.5	21.2	18.2	43.3	77.9	80.6	164.1	293.3	583.1	818.3	1501.3	2124.1	2791.2	3771.4	4145.5	3418.8	905.7



INCIDENZA E MORTALITÀ PER CANCRO IN UMBRIA. 2003-2005

TABELLA 59. REGISTRO TUMORI UMBRO DI POPOLAZIONE, 2003-2005.

ASL n.4 -

Tassi annui di incidenza per 100.000 residenti, per eta' e per sede. Femmine.

SEDE	0-14	15-	20-	25-	30-	35-	40-	45-	50-	55-	60-	65-	70-	75-	80-	85-	TOTALE
C00 Labbro	.	.	.	.	.	.	.	.	.	.	.	.	.	.	.	8.1	.3
C02 Altre ns parti lingua	.	.	.	.	.	.	4.0	.	.	.	8.9	.	.	14.2	11.0	.	2.3
C05 Palato	.	.	.	.	.	.	4.0	.	.	.	.	.	.	.	5.5	.	.6
C06 Altre ns parti bocca	.	.	.	.	.	.	.	.	.	4.1	.	.	.	.	.	.	.3
C07 Parotide	.	.	.	.	.	.	.	4.4	4.3	.	.	.	4.4	18.1	.	.	2.0
C08 Altre n.s.ghiland.saliv	.	.	.	.	.	.	.	.	4.3	.	.	.	.	.	11.0	8.1	1.1
C09 Tonsille	.	.	.	.	.	.	.	.	.	4.1	.	.	.	.	.	.	.3
C11 Nasofaringe	.	.	.	.	.	3.8	.	.	.	.	.	.	.	.	.	.	.3
C13 Ipofaringe	.	.	.	.	.	.	.	.	.	.	4.4	.	.	.	.	.	.3
C14 Al.n.s.sedi lab.cav.or	.	.	.	.	.	.	.	.	.	.	.	.	.	.	5.5	.	.3
C15 Esofago	.	.	.	.	.	.	.	8.8	.	.	.	.	4.5	4.7	5.5	8.1	1.7
C16 Stomaco	.	.	.	.	.	7.7	4.0	8.8	13.1	20.8	40.2	30.9	63.4	66.6	149.3	170.1	30.0
C17 Piccolo intestino	.	.	.	.	.	.	.	.	4.3	.	.	.	4.5	9.5	.	.	1.4
C18 Colon	.	.	.	.	.	7.7	12.1	13.2	17.5	74.9	98.4	97.2	90.6	190.5	226.7	234.9	58.3
C19 Giunz.rettosigmoidea	.	.	.	.	.	.	.	8.8	4.3	.	4.4	30.9	31.7	.	16.5	24.3	6.9
C20 Retto	.	.	.	.	.	.	.	13.2	13.1	12.4	17.8	26.5	54.3	80.9	71.8	24.3	18.3
C21 Ano e canale anale	.	.	.	.	.	3.8	.	.	4.3	4.1	4.4	.	4.5	.	16.5	8.1	2.6
C22 Fegato dotti intraepat	.	.	.	.	.	3.8	.	.	8.7	4.1	8.9	26.5	4.5	38.1	27.6	64.8	9.7
C23 Colecisti	.	.	.	.	.	.	.	.	4.3	4.1	.	8.8	18.1	9.5	5.5	16.2	3.7
C24 Al.n.s.parti vie bilia	.	.	.	.	.	.	4.0	.	4.3	.	8.9	4.4	18.1	9.5	22.1	16.2	4.9
C25 Pancreas	.	.	.	.	.	.	.	.	8.7	12.4	40.2	26.5	27.1	28.5	49.7	97.2	15.1
C26 Al.mal def.organi dige	.	.	.	.	.	.	.	.	.	.	.	.	4.5	.	5.5	.	.6
C30 Cavità nasali orecc.me	.	.	.	.	.	.	.	.	.	.	4.4	.	.	4.7	.	.	.6
C31 Seni accessori	.	.	.	.	.	.	.	.	.	.	.	.	4.5	.	.	.	.3
C32 Laringe	.	.	.	.	.	.	.	.	4.3	4.1	.	.	.	.	.	.	.6
C33 Trachea	.	.	.	.	.	.	.	.	.	.	.	.	4.5	.	.	.	.3
C34 Bronchi e polmoni	.	.	.	.	.	.	30.9	8.7	41.6	40.2	61.8	90.6	57.1	77.4	56.7	27.1	27.1
C37 Timo	.	.	.	.	.	.	.	4.3	.	.	.	.	9.0	.	.	.	.9
C38 Cuore mediastino pleur	.	.	.	.	.	.	.	.	.	.	.	.	4.5	.	.	.	.3
C40 Ossa cart.art.arti	2.6	.	.	.	.	.	.	.	.	.	.	.	.	.	5.5	.	.6
C41 Ossa cart.art.altre e	.	.	.	.	.	.	.	4.4	.	.	.	.	.	.	.	.	.3
C43 Melanoma della pelle	2.6	7.6	.	9.8	28.1	19.4	8.0	13.2	17.5	12.4	22.3	8.8	9.0	14.2	11.0	16.2	12.6
C44 Pelle non melanomi	.	7.6	6.5	9.8	8.0	7.7	28.3	66.3	57.1	79.1	116.3	194.4	226.6	328.7	464.4	534.6	114.6
C45 Mesotelioma	.	.	.	.	.	.	.	.	.	.	.	4.4	.	4.7	5.5	8.1	1.1
C48 Retroperit.peritoneo	.	.	.	.	.	.	.	.	.	4.1	.	4.4	.	.	.	.	.6
C49 Tess.connettivo e moll	2.6	.	6.5	.	.	3.8	4.0	.	.	8.3	.	8.8	9.0	4.7	5.5	.	3.4
C50 Mammella	.	.	.	4.9	20.0	62.1	125.3	247.6	197.8	216.5	366.8	327.1	244.7	323.9	259.8	234.9	160.0
C51 Vulva	.	.	.	.	.	.	.	.	.	.	4.4	.	13.5	19.0	27.6	8.1	4.0
C52 Vagina	.	.	.	.	.	.	.	.	.	.	.	.	.	.	16.5	.	.9
C53 Collo dell'utero	.	.	.	.	8.0	19.4	16.1	17.6	4.3	4.1	4.4	8.8	22.6	9.5	16.5	16.2	9.1
C54 Corpo dell'utero	.	.	.	.	4.0	3.8	8.0	26.5	30.7	66.6	67.1	66.3	63.4	38.1	49.7	40.5	28.3
C55 Utero n.s.	.	.	.	.	.	.	.	.	.	4.1	.	.	.	.	.	.	.3
C56 Ovaio	.	7.6	.	.	16.0	7.7	4.0	17.6	17.5	41.6	49.2	53.0	27.1	57.1	33.1	40.5	22.3
C57 Al.n.s.org.genit.femmi	.	.	.	.	.	.	.	.	.	4.1	.	4.4	.	.	11.0	.	1.1
C64 Rene eccet.pelvi renal	.	.	.	4.0	.	.	13.2	4.3	29.1	8.9	35.3	9.0	42.8	38.7	40.5	12.9	12.9
C65 Pelvi renale	.	.	.	.	.	.	.	.	.	.	.	9.0	.	.	.	8.1	.9
C66 Uretere	.	.	.	.	.	.	.	.	.	.	.	4.4	.	.	5.5	.	.6
C67 Vescica	.	.	.	.	3.8	4.0	.	4.3	24.9	26.8	17.6	40.7	47.6	49.7	32.4	14.6	14.6
C68 Al.n.s.organi urinari	.	.	.	.	3.8	.	.	.	.	.	.	8.8	.	.	.	.	.9
C69 Occhio e annessi	.	.	.	.	.	.	4.4	.	.	.	.	4.4	.	.	5.5	.	.9
C70 Meningi	.	.	.	.	.	.	.	.	.	4.1	.	.	.	.	.	8.1	.6
C71 Cervello	2.6	.	.	9.8	16.0	.	.	4.4	4.3	4.1	22.3	17.6	18.1	38.1	27.6	16.2	10.9
C72 Midollo spin.nervi cra	.	.	.	.	.	.	.	.	.	.	4.4	.	.	.	.	.	.3
C73 Ghiandola tiroide	.	.	.	19.7	8.0	15.5	24.2	13.2	13.1	16.6	22.3	17.6	22.6	9.5	.	16.2	12.6
C74 Ghiandole surrenali	5.2	.	.	.	.	.	.	.	4.3	.	.	.	.	.	.	.	.9
C80 T.m.senza spec.di sede	.	.	.	.	.	.	.	8.8	4.3	4.1	4.4	13.2	4.5	4.7	22.1	40.5	5.4
C81 Malattia di Hodgkin	.	7.6	.	4.9	4.0	.	4.0	8.8	.	.	.	4.4	.	.	5.5	.	2.3
C82 Linfoma follicol.nonHo	.	.	.	.	.	.	4.0	.	.	.	.	.	4.5	4.7	.	8.1	1.1
C83 Linfoma diffuso nonHod	.	.	.	.	4.0	.	4.0	4.4	4.3	12.4	22.3	22.1	13.5	14.2	27.6	16.2	8.6
C84 Linfoma perif.cutane	.	.	.	.	.	.	.	.	.	.	.	.	.	4.7	.	.	.3
C85 Al. n.s.linfomi nonHod	.	.	.	.	.	.	.	.	4.3	8.3	13.4	13.2	18.1	9.5	11.0	24.3	5.7
C90 Mieloma multipl.t.m.pl	.	.	.	.	4.0	4.4	8.7	12.4	13.4	26.5	9.0	19.0	16.5	48.6	.	.	8.9
C91 Leucemia linfoide	15.8	.	.	.	.	.	8.8	4.3	4.1	8.9	8.8	.	9.5	5.5	.	.	4.9
C92 Leucemia mieloide	2.6	.	.	.	4.0	.	8.8	.	4.1	13.4	8.8	4.5	19.0	22.1	32.4	6.6	6.6
C95 Leucemie cell.non spec	.	.	.	.	.	.	.	.	.	.	4.4	.	4.5	.	.	.	.6
TUTTE LE SEDI	34.3	30.2	12.9	59.3	124.4	174.8	266.8	561.5	492.4	753.8	1078.2	1202.3	1232.8	1538.7	1852.4	1936.0	650.1

INCIDENZA E MORTALITÀ PER CANCRO IN UMBRIA. 2003-2005

TABELLA 60. REGISTRO TUMORI UMBRO DI POPOLAZIONE, 2003-2005.

ASL n.4 -

Tassi standardizzati (pop. 1991) di incidenza per 100.000 residenti, per sede.

SEDE	MASCHI						FEMMINE					
	TUTTE LE ETA'			0-74			TUTTE LE ETA'			0-74		
	popolazione	----tassi standardizzati----	popolazione	----tassi standardizzati----	popolazione	----tassi standardizzati----	popolazione	----tassi standardizzati----	popolazione	----tassi standardizzati----	popolazione	----tassi standardizzati----
	Umbra ( E.S.)	Italiana	Mond.	Umbra	Italiana	Mond.	Umbra ( E.S.)	Italiana	Mond.	Umbra	Italiana	Mond.
C00 Labbro	.2 ( .4)	.2	.1	.	.	.	.1 ( .2)	.1	.	.	.	.
C01 Base della lingua	1.0 ( .9)	.9	.5	.5	.5	.3	.	.	.	.	.	.
C02 Altre ns parti lingua	1.8 ( 1.2)	1.7	1.0	1.2	1.1	.9	1.7 ( 1.1)	1.5	.8	.9	.9	.6
C04 Pavimento orale	.8 ( .8)	.7	.3	.3	.3	.2	.	.	.	.	.	.
C05 Palato	.6 ( .7)	.6	.4	.6	.6	.4	.4 ( .5)	.4	.3	.3	.3	.2
C06 Altre ns parti bocca	1.7 ( 1.2)	1.5	.9	1.3	1.2	.7	.3 ( .5)	.2	.2	.3	.3	.2
C07 Parotide	2.0 ( 1.3)	1.9	1.3	1.6	1.5	1.2	1.7 ( 1.1)	1.4	1.0	1.8	1.5	1.0
C08 Altre n.s.ghiand.saliv	.5 ( .6)	.4	.2	.	.	.	.7 ( .6)	.6	.3	.3	.3	.2
C09 Tonsille	.3 ( .5)	.3	.2	.3	.3	.2	.3 ( .5)	.2	.2	.3	.3	.2
C10 Orofaringe	.3 ( .6)	.3	.2	.3	.3	.2	.	.	.	.	.	.
C11 Nasofaringe	.6 ( .7)	.6	.5	.6	.6	.5	.3 ( .4)	.3	.2	.3	.3	.2
C13 Ipofaringe	.2 ( .4)	.2	.1	.3	.2	.1	.3 ( .5)	.3	.2	.3	.3	.2
C14 Al.n.s.sedi lab.cav.or	.8 ( .8)	.7	.3	.3	.3	.	.1 ( .2)	.1	.	.	.	.
C15 Esofago	2.7 ( 1.5)	2.5	1.5	2.0	1.8	1.2	1.2 ( .9)	1.1	.7	.8	.7	.6
C16 Stomaco	38.3 ( 5.5)	33.7	15.5	18.7	16.0	10.1	19.4 ( 3.5)	17.1	8.8	11.9	10.2	6.7
C17 Piccolo intestino	.9 ( .9)	.7	.4	.7	.6	.3	1.0 ( .8)	.8	.4	.5	.5	.3
C18 Colon	73.9 ( 7.8)	63.7	32.3	48.5	40.8	25.3	40.9 ( 5.2)	35.8	18.7	27.0	23.2	14.8
C19 Giunz.retto-sigmaidea	7.5 ( 2.6)	6.4	3.7	6.5	5.4	3.4	5.3 ( 1.9)	4.5	2.7	4.9	4.1	2.5
C20 Retto	27.9 ( 4.8)	23.9	12.8	20.6	17.2	10.5	13.0 ( 2.9)	11.1	5.8	8.4	7.1	4.6
C21 Ano e canale anale	1.6 ( 1.1)	1.4	.9	1.5	1.2	.8	1.8 ( 1.1)	1.7	1.0	1.4	1.3	.9
C22 Fegato dotti intraepat	20.0 ( 4.1)	17.1	9.0	14.5	12.1	7.4	6.6 ( 2.1)	5.8	2.9	3.9	3.4	2.1
C23 Colecisti	2.6 ( 1.4)	2.2	.9	1.2	1.0	.6	2.6 ( 1.3)	2.2	1.2	2.1	1.7	1.0
C24 Al.n.s.parti vie bilia	2.4 ( 1.4)	2.1	1.2	1.8	1.5	1.0	3.4 ( 1.5)	2.9	1.6	2.4	2.1	1.3
C25 Pancreas	21.1 ( 4.2)	18.7	11.1	16.3	14.3	9.7	10.5 ( 2.7)	9.2	4.9	7.5	6.4	4.0
C26 Al.mal def.organi dige	.5 ( .7)	.5	.2	.3	.3	.2	.3 ( .4)	.3	.1	.2	.2	.1
C30 Cavità nasali orecc.me	.3 ( .5)	.3	.2	.3	.3	.2	.5 ( .6)	.4	.2	.3	.3	.2
C31 Seni accessori	1.2 ( 1.0)	1.2	.9	1.3	1.2	.9	.2 ( .3)	.2	.1	.2	.2	.1
C32 Laringe	12.0 ( 3.2)	10.2	5.4	8.4	7.1	4.4	.6 ( .7)	.5	.4	.6	.6	.4
C33 Trachea	.7 ( .7)	.6	.3	.5	.4	.2	.2 ( .3)	.2	.1	.2	.2	.1
C34 Bronchi e polmoni	94.3 ( 8.8)	80.6	42.8	67.5	56.7	35.4	20.6 ( 3.8)	17.8	10.5	17.1	14.5	9.4
C37 Timo	.9 ( .9)	.9	1.2	1.0	1.0	1.2	.7 ( .7)	.6	.4	.8	.6	.4
C38 Cuore mediastino pleur	.3 ( .6)	.3	.1	.3	.3	.2	.2 ( .3)	.2	.1	.2	.2	.1
C40 Ossa cart.art.arti	1.4 ( 1.1)	1.3	1.0	1.3	1.2	.9	.5 ( .7)	.6	.7	.4	.5	.7
C41 Ossa cart.art.altre e	.3 ( .5)	.3	.3	.3	.3	.3	.3 ( .5)	.3	.3	.3	.3	.3
C43 Melanoma della pelle	11.4 ( 3.2)	10.3	7.1	10.7	9.6	6.8	11.7 ( 3.2)	11.4	9.3	11.6	11.2	9.2
C44 Pelle non melanomi	131.1 ( 10.3)	113.5	58.1	85.5	72.0	45.4	78.9 ( 7.3)	69.6	37.9	51.9	45.0	30.3
C45 Mesotelioma	2.4 ( 1.5)	2.1	1.2	1.7	1.5	1.0	.7 ( .7)	.6	.2	.3	.3	.1
C48 Retroperit.peritoneo	1.7 ( 1.2)	1.5	.9	1.5	1.3	.9	.6 ( .7)	.5	.3	.6	.5	.3
C49 Tess.connettivo e moll	1.3 ( 1.0)	1.2	.7	.9	.8	.5	3.2 ( 1.7)	3.0	2.5	3.1	3.0	2.5
C50 Mammella	2.3 ( 1.4)	2.1	.9	1.0	.8	.5	135.3 ( 10.2)	121.1	81.4	122.8	109.3	77.2
C51 Vulva	.	.	.	.	.	.	2.4 ( 1.2)	2.0	.8	1.0	.8	.5
C52 Vagina	.	.	.	.	.	.	.4 ( .4)	.4	.1	.	.	.
C53 Collo dell'utero	.	.	.	.	.	.	7.5 ( 2.4)	7.0	5.2	7.1	6.5	5.1
C54 Corpo dell'utero	.	.	.	.	.	.	23.8 ( 4.3)	21.0	13.5	22.3	19.5	13.0
C55 Utero n.s.	.	.	.	.	.	.	.3 ( .5)	.2	.2	.3	.3	.2
C56 Ovaio	.	.	.	.	.	.	18.8 ( 3.8)	16.9	11.0	16.5	14.8	10.3
C57 Al.n.s.org.genit.femmi	.	.	.	.	.	.	.8 ( .8)	.7	.4	.6	.5	.3
C60 Pene	2.1 ( 1.3)	1.8	.9	1.3	1.1	.7	.	.	.	.	.	.
C61 Prostata	123.6 ( 10.0)	104.6	49.7	78.1	63.7	37.5	.	.	.	.	.	.
C62 Testicolo	5.7 ( 2.3)	5.8	4.9	5.4	5.5	4.7	.	.	.	.	.	.
C63 Al.n.s.org.genit.masch	.3 ( .6)	.3	.1	.3	.3	.2	.	.	.	.	.	.
C64 Rene eccep.pelvi renal	26.3 ( 4.8)	23.0	13.9	22.1	19.2	12.6	9.7 ( 2.6)	8.6	4.8	7.1	6.2	4.1
C65 Pelvi renale	1.0 ( .9)	.9	.4	.6	.5	.3	.5 ( .5)	.4	.2	.4	.3	.2
C66 Uretere	2.7 ( 1.5)	2.3	1.3	1.9	1.6	1.1	.4 ( .5)	.4	.2	.3	.3	.1
C67 Vescica	71.4 ( 7.6)	61.4	30.4	43.7	36.4	22.7	10.6 ( 2.7)	9.2	5.0	7.7	6.6	4.2
C68 Al.n.s.organi urinari	1.6 ( 1.1)	1.4	1.3	.6	.6	1.1	.8 ( .8)	.7	.5	.9	.8	.5
C69 Occhio e annessi	.3 ( .6)	.3	.1	.3	.3	.2	.7 ( .7)	.6	.4	.6	.5	.4
C70 Meningi	.3 ( .5)	.3	.3	.3	.3	.3	.4 ( .5)	.4	.2	.3	.3	.2
C71 Cervello	13.7 ( 3.4)	12.0	8.5	12.1	10.6	8.1	8.9 ( 2.6)	8.1	5.5	7.1	6.5	5.0
C72 Midollo spin.nervi cra	.6 ( .7)	.5	.4	.7	.6	.4	.3 ( .5)	.3	.2	.3	.3	.2
C73 Ghiandola tiroide	7.5 ( 2.6)	6.9	4.8	6.5	6.0	4.6	11.7 ( 3.1)	11.1	8.6	12.1	11.3	8.6
C74 Ghiandole surrenali	.6 ( .8)	.6	1.2	.7	.7	1.2	1.0 ( 1.0)	1.1	2.1	1.1	1.1	2.2
C75 Al.ghiand.endocr.strut	.3 ( .5)	.3	.2	.3	.3	.2	.	.	.	.	.	.
C76 Altre e mal.def.sedi	.2 ( .4)	.2	.1	.	.	.	.	.	.	.	.	.
C80 T.m.senza spec.di sede	5.4 ( 2.0)	4.6	2.2	2.7	2.3	1.5	3.7 ( 1.6)	3.3	1.9	2.7	2.3	1.6
C81 Malattia di Hodgkin	2.2 ( 1.4)	2.1	1.5	1.9	1.8	1.4	2.4 ( 1.5)	2.4	2.2	2.4	2.5	2.3
C82 Linfoma follicol.nonHo	2.3 ( 1.4)	2.1	1.5	2.2	2.0	1.5	.8 ( .7)	.7	.4	.5	.5	.3
C83 Linfoma diffuso nonHod	9.4 ( 2.8)	8.3	4.9	7.0	6.2	4.3	6.9 ( 2.3)	6.1	3.7	5.9	5.1	3.4
C84 Linfoma perif.cutane	1.0 ( .9)	.9	.6	.8	.7	.5	.2 ( .3)	.2	.	.	.	.
C85 Al. n.s.linfomi nonHod	10.7 ( 3.1)	9.7	6.2	8.2	7.4	5.4	4.3 ( 1.8)	3.7	2.1	3.6	3.1	1.9
C88 Mal.immunoprolifer.mal	.3 ( .4)	.2	.1	.	.	.	.	.	.	.	.	.
C90 Mieloma multipl.t.m.pl	9.2 ( 2.7)	8.0	4.1	6.3	5.3	3.3	6.7 ( 2.2)	6.0	3.5	5.4	4.6	3.0
C91 Leucemia linfoide	6.6 ( 2.4)	5.7	3.1	4.7	4.0	2.6	5.0 ( 2.1)	4.8	7.3	4.8	4.7	7.3
C92 Leucemia mieloide	11.4 ( 3.0)	9.7	5.3	7.7	6.5	4.2	4.8 ( 1.9)	4.4	3.3	3.4	3.1	2.8
C95 Leucemie cell.non spec	1.1 ( 1.0)	1.0	.5	1.0	.8	.5	.5 ( .6)	.4	.3	.5	.4	.3
TUTTE LE SEDI	789.6 ( 25.5)	683.9	365.0	539.9	458.4	295.3	500.3 ( 19.1)	445.5	280.4	401.1	354.1	251.1

INCIDENZA E MORTALITÀ PER CANCRO IN UMBRIA. 2003-2005

TABELLA 61. REGISTRO TUMORI UMBRO DI POPOLAZIONE, 2003-2005.

ASL n.4 -

Rischi cumulativi di incidenza per 100 e tassi troncati 35-64 anni (grezzi e standardizzati) per 100.000 residenti, per sede.

SEDE	MASCHI						FEMMINE							
	rischi cumulativi			tassi troncati			rischi cumulativi			tassi troncati				
	0-74	0-64	55-74	grezzo	Umbria	Italia	Mond.	0-74	0-64	55-74	grezzo	Umbria	Italia	Mond.
C01 Base della lingua	.	.	.	.7	.6	.7	.7	.	.	.	.	.	.	.
C02 Altre ns parti lingua	.1	.1	.	2.2	2.3	2.3	2.5	.1	.1	.	2.1	2.2	2.1	1.9
C04 Pavimento orale	.	.	.	.7	.7	.7	.6	.	.	.	.	.	.	.
C05 Palato	.	.	.	1.5	1.5	1.5	1.3	.	.	.	.7	.7	.7	.8
C06 Altre ns parti bocca	.1	.	.1	1.5	1.5	1.5	1.3	.	.	.	.7	.7	.7	.5
C07 Parotide	.1	.1	.	3.6	3.8	3.8	3.8	.2	.	.1	1.4	1.4	1.5	1.6
C08 Altre n.s.ghiand.saliv	.	.	.	.	.	.	.	.	.	.	.7	.7	.7	.7
C09 Tonsille	.	.	.	.7	.7	.7	.6	.	.	.	.7	.7	.7	.5
C10 Orofaringe	.	.	.	.7	.8	.7	.6	.	.	.	.	.	.	.
C11 Nasofaringe	.	.	.	1.5	1.5	1.5	1.7	.	.	.	.7	.7	.7	.8
C13 Ipo-faringe	.	.	.	.	.	.	.	.	.	.	.7	.7	.7	.6
C14 Al.n.s.sedi lab.cav.or	.	.	.	.7	.8	.7	.6	.	.	.	.	.	.	.
C15 Esofago	.1	.1	.1	3.6	3.9	3.8	3.5	.1	.	.	1.4	1.4	1.4	1.7
C16 Stomaco	1.4	.7	1.2	21.9	23.2	22.4	20.0	.9	.5	.8	15.5	15.7	15.2	14.0
C17 Piccolo intestino	.	.	.	.7	.8	.7	.6	.	.	.	.7	.7	.7	.7
C18 Colon	3.7	1.6	3.3	48.8	51.2	49.0	43.3	2.0	1.1	1.8	36.6	37.0	35.5	31.6
C19 Giunz.retto-sigmoidea	.5	.2	.4	5.1	5.3	5.1	4.8	.4	.1	.3	2.8	2.9	2.8	3.0
C20 Retto	1.7	.7	1.6	21.1	21.6	20.8	17.8	.7	.3	.6	9.1	9.3	9.1	8.6
C21 Ano e canale anale	.1	.	.1	.7	.8	.8	.8	.1	.1	.1	2.8	2.8	2.8	2.6
C22 Fegato dotti intraepat	1.1	.4	1.0	13.1	14.0	13.3	11.8	.3	.1	.2	4.2	4.3	4.2	3.9
C23 Colecisti	.1	.	.1	.7	.8	.7	.6	.2	.	.2	1.4	1.4	1.4	1.2
C24 Al.n.s.parti vie bilia	.2	.1	.1	2.2	2.3	2.3	2.2	.2	.1	.2	2.8	3.0	2.9	2.6
C25 Pancreas	1.2	.7	.9	22.6	23.4	22.9	21.6	.6	.3	.5	9.8	10.2	9.6	8.2
C26 Al.mal def.organi dige	.	.	.	.7	.8	.7	.6	.	.	.	.	.	.	.
C30 Cavità nasali orecc.me	.	.	.	.7	.7	.7	.6	.	.	.	.7	.7	.7	.6
C31 Seni accessori	.1	.1	.	2.2	2.3	2.3	2.1	.	.	.	.	.	.	.
C32 Laringe	.6	.3	.6	10.2	10.8	10.2	8.9	.	.	.	1.4	1.4	1.4	1.2
C33 Trachea	.1	.	.1	.	.	.	.	.	.	.	.	.	.	.
C34 Bronchi e polmoni	5.3	2.2	4.8	69.3	71.6	68.7	61.2	1.4	.6	1.2	19.7	19.8	19.2	18.0
C37 Timo	.1	.1	.	.7	.7	.7	.9	.1	.	.	.7	.7	.7	.7
C38 Cuore mediastino pleur	.	.	.	.	.	.	.	.	.	.	.	.	.	.
C40 Ossa cart.art.arti	.1	.1	.1	1.5	1.4	1.4	1.4	.	.	.	.	.	.	.
C41 Ossa cart.art.altre e	.	.	.	.7	.7	.7	.9	.	.	.	.7	.7	.7	.9
C43 Melanoma della pelle	.8	.5	.5	13.9	14.5	14.1	13.5	.8	.7	.3	15.5	15.5	15.4	15.2
C44 Pelle non melanomi	6.6	2.6	5.7	80.2	84.1	80.8	73.1	4.0	1.9	3.0	57.7	58.6	57.1	54.3
C45 Mesotelioma	.1	.1	.1	2.9	3.2	3.1	2.8	.	.	.	.	.	.	.
C48 Retroperit.peritoneo	.1	.1	.1	2.2	2.1	2.1	1.9	.	.	.	.7	.7	.7	.5
C49 Tess.connettivo e moll	.1	.	.1	.	.	.	.	.2	.2	.1	2.8	2.7	2.7	2.6
C50 Mammella	.1	.	.1	.7	.8	.7	.6	8.7	6.0	5.6	198.3	201.2	197.4	191.4
C51 Vulva	.	.	.	.	.	.	.	.1	.	.1	.7	.7	.7	.6
C53 Collo dell'utero	.	.	.	.	.	.	.	.5	.4	.2	11.3	11.1	11.3	12.1
C54 Corpo dell'utero	.	.	.	.	.	.	.	1.7	1.0	1.3	33.1	33.4	32.4	29.7
C55 Utero n.s.	.	.	.	.	.	.	.	.	.	.	.7	.7	.7	.5
C56 Ovaio	.	.	.	.	.	.	.	1.2	.8	.9	22.5	22.7	22.0	20.3
C57 Al.n.s.org.genit.femmi	.	.	.	.	.	.	.	.	.	.	.7	.7	.7	.5
C60 Pene	.1	.	.1	1.5	1.5	1.5	1.4	.	.	.	.	.	.	.
C61 Prostata	6.2	1.7	6.1	51.8	55.3	51.9	44.1	.	.	.	.	.	.	.
C62 Testicolo	.4	.3	.1	6.6	6.3	6.4	6.6	.	.	.	.	.	.	.
C63 Al.n.s.org.genit.masch	.	.	.	.	.	.	.	.	.	.	.	.	.	.
C64 Rene eccet.pelvi renal	1.7	1.0	1.3	29.9	31.4	30.3	27.8	.5	.3	.4	9.1	9.0	8.8	8.2
C65 Pelvi renale	.1	.	.1	.	.	.	.	.	.	.	.	.	.	.
C66 Uretere	.2	.1	.1	2.2	2.3	2.2	2.1	.	.	.	.	.	.	.
C67 Vescica	3.5	1.3	3.2	41.6	43.4	41.5	37.3	.6	.3	.6	10.5	10.6	10.2	8.9
C68 Al.n.s.organi urinari	.1	.	.	.	.	.	.	.1	.	.	.7	.7	.7	.8
C69 Occhio e annessi	.	.	.	.	.	.	.	.	.	.	.7	.7	.7	.9
C70 Meningi	.	.	.	.7	.7	.7	.9	.	.	.	.7	.7	.7	.5
C71 Cervello	1.0	.5	.7	13.9	14.4	13.9	12.6	.5	.3	.3	5.6	5.8	5.5	5.0
C72 Midollo spin.nervi cra	.	.	.	.7	.7	.7	.8	.	.	.	.7	.7	.7	.6
C73 Ghiandola tiroide	.5	.4	.2	10.9	11.1	10.9	10.6	.9	.7	.4	17.6	17.7	17.6	17.4
C74 Ghiandole surrenali	.1	.1	.	.7	.7	.7	.9	.1	.1	.	.7	.7	.7	.7
C75 Al.ghiand.endocr.strut	.	.	.	.7	.7	.7	.6	.	.	.	.	.	.	.
C80 T.m.senza spec.di sede	.2	.1	.2	2.2	2.3	2.3	2.5	.2	.1	.1	3.5	3.6	3.5	3.5
C81 Malattia di Hodgkin	.1	.1	.1	2.2	2.0	2.0	2.0	.2	.1	.	2.1	2.1	2.2	2.5
C82 Linfoma follicol.nonHo	.2	.1	.1	3.6	3.8	3.8	3.6	.	.	.	.7	.7	.7	.8
C83 Linfoma diffuso nonHod	.5	.3	.3	8.7	8.7	8.7	8.4	.4	.3	.4	7.7	7.9	7.6	6.8
C84 Linfoma perif.cutan.ce	.1	.	.1	.7	.7	.7	.9	.	.	.	.	.	.	.
C85 Al. n.s.linfomi nonHod	.6	.3	.5	8.0	8.4	8.1	7.5	.3	.1	.3	4.2	4.3	4.1	3.5
C90 Mieloma multipl.t.m.pl	.5	.2	.4	7.3	7.6	7.3	6.3	.4	.2	.3	7.0	7.2	7.0	6.4
C91 Leucemia linfoide	.4	.1	.3	4.4	4.5	4.5	4.3	.4	.4	.1	4.2	4.3	4.2	4.1
C92 Leucemia mieloide	.7	.2	.5	6.6	6.7	6.6	6.4	.3	.2	.2	4.2	4.3	4.1	4.0
C95 Leucemie cell.non spec	.1	.	.1	.7	.8	.8	.8	.	.	.	.7	.7	.7	.6
TUTTE LE SEDI	34.8	16.6	30.4	546.0	569.6	548.6	497.5	26.3	16.7	19.2	543.0	549.5	536.8	510.0



# **APPENDICE**

## **Mortalità 2003-2005**

**N.B. Il numero dei decessi si riferisce al triennio 2003-2005.**



INCIDENZA E MORTALITÀ PER CANCRO IN UMBRIA. 2003-2005

TABELLA 62. REGISTRO TUMORI UMBRO DI POPOLAZIONE. 2003-2005.

Numero dei decessi registrati per tumori maligni, nella popolazione residente, per eta' e per causa. Maschi.

ICD10	0-	5-	10-	15-	20-	25-	30-	35-	40-	45-	50-	55-	60-	65-	70-	75-	80-	85+	TOTALE
C00 Labbro	0	0	0	0	0	0	0	0	0	0	0	0	0	0	0	1	0	1	1
C01 Base della lingua	0	0	0	0	0	0	0	1	0	0	0	1	1	1	1	2	0	7	7
C02 Altre ns parti lingua	0	0	0	0	0	0	0	0	0	2	0	4	1	1	5	2	0	15	15
C04 Pavimento orale	0	0	0	0	0	0	0	0	0	0	2	1	2	0	0	0	0	5	5
C05 Palato	0	0	0	0	0	0	0	0	0	0	0	0	1	0	0	0	0	1	1
C06 Altre ns parti bocca	0	0	0	0	0	0	0	0	0	0	0	2	1	2	5	2	0	12	12
C07 Parotide	0	0	0	0	1	0	0	1	0	0	0	0	2	0	3	3	0	10	10
C08 Altre n.s.ghiand.saliv.mag	0	0	0	0	0	0	0	0	0	0	0	0	0	0	0	1	2	3	3
C09 Tonsille	0	0	0	0	0	0	0	0	1	1	0	0	0	1	0	0	0	3	3
C10 Orofaringe	0	0	0	0	0	0	0	0	1	0	0	2	1	1	0	0	1	6	6
C11 Nasofaringe	0	0	0	0	0	0	0	0	0	0	0	1	1	0	0	0	0	2	2
C12 Seno piriforme	0	0	0	0	0	0	0	0	0	0	1	0	0	0	0	0	0	1	1
C13 Ipofaringe	0	0	0	0	0	0	0	0	0	2	0	1	2	0	0	0	1	6	6
C14 Al.n.s.sedi lab.cav.or.far	0	0	0	0	0	0	0	0	0	1	5	4	4	3	3	1	0	21	21
C15 Esofago	0	0	0	0	0	0	0	0	3	1	5	7	4	13	10	7	6	56	56
C16 Stomaco	0	0	0	0	0	0	0	3	4	20	18	30	58	96	94	79	71	473	473
C17 Piccolo intestino	0	0	0	0	0	0	0	0	0	0	1	0	0	3	1	1	2	8	8
C18 Colon	0	0	0	0	0	0	3	3	5	7	19	30	64	65	86	74	61	417	417
C19 Giunz.rettosigmoidea	0	0	0	0	0	0	0	0	0	1	1	3	2	7	7	2	3	26	26
C20 Retto	0	0	0	1	1	0	1	0	1	4	5	15	17	17	31	20	15	128	128
C21 Ano e canale anale	0	0	0	0	0	0	1	0	0	0	0	0	0	1	2	0	2	6	6
C22 Fegato dotti intraepatici	0	0	0	0	0	0	1	0	0	8	11	19	36	49	62	47	26	259	259
C23 Colecisti	0	0	0	0	0	0	0	0	0	0	0	4	3	3	1	7	2	20	20
C24 Al.n.s.parti vie biliari	0	0	0	0	0	0	0	0	0	2	2	1	2	3	5	9	12	36	36
C25 Pancreas	0	0	0	0	0	0	1	1	6	11	16	30	19	31	45	42	13	215	215
C26 Al.mal def.organi digerent	0	0	0	0	0	0	0	0	0	1	1	4	10	10	16	13	16	71	71
C30 Cavità nasali orecc.medio	0	0	0	0	0	0	0	0	0	0	0	1	0	0	0	0	0	1	1
C31 Seni accessori	0	0	0	1	0	0	0	0	0	0	2	1	0	0	1	0	0	5	5
C32 Laringe	0	0	0	0	0	0	0	0	0	4	7	7	11	15	17	11	1	73	73
C33 Trachea	0	0	0	0	0	0	0	0	0	0	0	0	1	0	0	1	1	3	3
C34 Bronchi e polmoni	0	0	0	0	0	3	3	7	26	39	65	102	144	209	260	176	73	1107	1107
C37 Timo	0	0	0	0	0	0	0	0	1	0	0	0	0	0	0	0	0	1	1
C38 Cuore mediastino pleura	0	0	0	0	0	0	0	0	1	1	1	1	1	2	2	1	0	9	9
C40 Ossa cart.art.arti	0	0	0	0	0	0	0	0	1	0	1	1	0	0	0	0	0	3	3
C41 Ossa cart.art.altre e ns s	0	0	2	0	0	0	0	0	1	0	1	0	3	1	2	2	0	12	12
C43 Melanoma della pelle	0	0	0	0	1	0	0	0	6	1	3	3	9	7	4	8	8	45	45
C44 Pelle non melanomi	0	0	0	0	0	0	0	0	0	1	0	0	1	2	3	3	2	12	12
C45 Mesotelioma	0	0	0	0	0	0	0	0	2	0	1	5	1	3	1	1	1	14	14
C48 Retroperit.peritoneo	0	0	0	1	0	0	0	0	0	0	0	3	2	3	1	6	0	16	16
C49 Tess.connettivo e molle	0	0	0	0	0	0	0	0	1	1	0	1	3	4	5	5	7	27	27
C50 Mammella	0	0	0	0	0	0	0	0	0	0	2	0	2	1	1	1	0	6	6
C60 Pene	0	0	0	0	0	0	0	0	0	0	0	0	0	1	0	0	3	4	4
C61 Prostata	0	0	0	0	0	0	0	0	0	1	9	10	17	35	101	118	141	432	432
C62 Testicolo	0	0	0	0	0	0	1	0	0	0	0	0	0	1	0	0	0	2	2
C63 Al.n.s.org.genit.maschili	0	0	0	0	0	0	0	0	0	1	0	0	0	2	0	1	0	4	4
C64 Rene eccet.pelvi renale	0	0	0	0	0	0	0	0	1	7	7	16	10	24	27	19	12	123	123
C65 Pelvi renale	0	0	0	0	0	0	0	0	0	0	0	2	0	0	2	2	0	6	6
C66 Uretere	0	0	0	0	0	0	0	0	0	0	0	0	1	1	2	0	1	5	5
C67 Vescica	0	0	0	0	0	0	1	1	2	6	11	28	30	64	61	44	248	248	248
C68 Al.n.s.organi urinari	0	0	0	0	0	0	0	0	0	0	1	0	0	0	1	1	2	5	5
C69 Occhio e annessi	0	0	0	0	0	0	0	0	0	0	0	0	0	1	1	0	1	3	3
C70 Meningi	0	0	0	0	0	0	0	0	0	0	0	0	0	1	0	1	0	2	2
C71 Cervello	0	1	0	1	0	2	2	4	4	12	7	20	20	26	20	10	2	131	131
C72 Midollo spin.nervi cran.al	0	0	0	0	0	0	0	0	0	0	0	1	2	0	0	0	0	3	3
C73 Ghiandola tiroide	0	0	0	0	0	0	0	1	0	0	0	3	1	5	3	1	3	17	17
C74 Ghiandole surrenali	0	1	0	0	0	0	0	1	0	0	0	0	0	1	0	0	1	4	4
C75 Al.ghiand.endocr.strutt.co	0	0	0	0	0	0	0	0	0	1	0	0	0	0	0	0	0	1	1
C76 Altre e mal.def.sedi	0	0	0	0	0	0	0	0	0	2	1	2	1	0	1	1	6	14	14
C80 T.m.n.a.s. o n.s.prim.sec.	0	0	0	0	0	1	0	0	7	3	5	7	13	21	23	34	21	135	135
C81 Malattia di Hodgkin	0	0	0	0	0	0	0	0	0	0	1	0	1	1	0	2	1	6	6
C82 Linfoma follicol.nonHodgki	0	0	0	0	0	0	0	0	0	0	0	0	0	0	1	0	0	1	1
C83 Linfoma diffuso nonHodgkin	0	0	0	0	0	1	0	0	0	0	0	0	0	1	0	1	1	4	4
C84 Linfoma perif.cutane.cell.T	0	0	0	0	0	0	0	0	0	0	0	0	0	0	0	0	1	1	1
C85 Al. n.s.linfomi nonHodgkin	0	0	0	0	0	0	3	1	5	8	6	16	13	19	16	13	100	100	100
C88 Mal.immunoprolifer.maligna	0	0	0	0	0	0	0	0	0	1	0	0	2	1	2	0	6	6	6
C90 Mieloma multipl.t.m.plasma	0	0	0	0	0	0	0	0	1	0	9	7	9	17	14	12	69	69	69
C91 Leucemia linfoide	0	1	1	0	0	1	1	2	0	1	2	5	13	5	9	23	11	75	75
C92 Leucemia mieloide	0	0	0	0	0	0	0	3	0	3	2	5	14	17	14	17	9	84	84
C93 Leucemia monocitica	0	0	0	0	0	0	0	0	0	0	0	1	0	0	1	0	2	2	2
C95 Leucemie cell.non specific	0	0	0	0	0	0	0	0	1	0	1	2	4	9	5	2	24	24	24
C96 Al. n.s. t.m.tess.linf.ema	0	0	0	0	0	0	0	0	0	0	0	0	2	4	0	4	2	12	12
C00-C99 TUMORI MALIGNI	0	3	3	2	2	3	7	15	31	72	148	219	378	553	762	994	858	615	4665

**INCIDENZA E MORTALITÀ PER CANCRO IN UMBRIA. 2003-2005**

TABELLA 63. REGISTRO TUMORI UMBRO DI POPOLAZIONE. 2003-2005.

Numero dei decessi per tumori maligni, registrati nella popolazione residente, per età e per causa. Femmine.

ICD10	0-	5-	10-	15-	20-	25-	30-	35-	40-	45-	50-	55-	60-	65-	70-	75-	80-	85+	TOTALE
C01 Base della lingua	0	0	0	0	0	0	0	0	0	0	0	0	0	0	1	0	0	0	1
C02 Altre ns parti lingua	0	0	0	0	0	0	0	0	2	0	0	0	2	1	1	2	0	0	8
C03 Gengiva	0	0	0	0	0	0	0	0	0	0	0	0	0	0	0	0	0	1	1
C06 Altre ns parti bocca	0	0	0	0	0	0	0	0	0	0	0	1	0	0	0	0	0	0	1
C07 Parotide	0	0	0	0	0	0	0	0	0	0	1	0	0	0	0	1	1	1	4
C08 Altre n.s.ghiand.saliv.mag	0	0	0	0	0	0	0	0	0	0	0	0	0	0	1	0	1	0	2
C09 Tonsille	0	0	0	0	0	0	0	0	0	0	0	0	0	0	1	0	0	1	2
C10 Orofaringe	0	0	0	0	0	0	0	0	0	0	1	0	0	0	0	0	0	0	1
C11 Nasofaringe	0	0	0	0	0	0	0	0	1	0	0	0	0	1	0	0	0	0	2
C14 Al.n.s.sedi lab.cav.or.far	0	0	0	0	0	0	0	1	0	0	1	0	0	0	1	0	0	1	4
C15 Esofago	0	0	0	0	0	0	0	0	0	0	0	0	0	3	2	2	4	3	14
C16 Stomaco	0	0	0	0	0	0	0	0	1	5	2	10	14	27	28	45	73	97	302
C17 Piccolo intestino	0	0	0	0	0	0	0	0	0	0	0	0	0	0	0	1	3	1	5
C18 Colon	0	0	0	0	0	0	0	1	4	8	6	10	21	29	41	77	58	90	345
C19 Giunz.retto-sigmoidea	0	0	0	0	0	0	0	0	1	1	0	0	1	0	1	2	1	7	14
C20 Retto	0	0	0	0	0	0	0	0	0	3	5	1	0	5	12	12	16	17	71
C21 Ano e canale anale	0	0	0	0	0	0	0	0	0	0	0	1	0	0	0	0	0	0	1
C22 Fegato dotti intraepatici	0	0	0	0	0	1	0	1	1	0	3	2	7	10	23	40	36	27	151
C23 Colecisti	0	0	0	0	0	0	0	0	0	0	1	3	5	5	5	7	10	9	45
C24 Al.n.s.parti vie biliari	0	0	0	0	0	0	0	0	0	0	1	0	1	2	8	11	12	20	55
C25 Pancreas	0	0	0	0	0	0	0	1	0	0	2	9	27	27	26	29	42	42	205
C26 Al.mal def.organi digerent	0	0	0	0	0	0	0	0	0	2	1	3	3	8	11	10	18	35	91
C30 Cavità nasali orecc.medio	0	0	0	0	0	0	0	0	0	0	1	0	0	0	0	0	0	1	2
C31 Seni accessori	0	0	0	0	0	0	0	0	0	0	0	0	0	0	2	0	0	1	3
C32 Laringe	0	0	0	0	0	0	0	0	0	0	0	0	0	1	1	1	1	0	5
C33 Trachea	0	0	0	0	0	0	0	0	0	0	0	0	0	0	1	0	0	0	1
C34 Bronchi e polmoni	0	0	0	0	0	0	1	1	1	4	13	25	24	35	40	53	49	31	277
C38 Cuore mediastino pleura	0	0	0	0	0	0	0	0	0	0	0	0	1	1	2	0	1	0	5
C39 Al.mal def.org.resp.intrat	0	0	0	0	0	0	0	0	0	1	0	0	0	0	0	0	0	1	2
C40 Ossa cart.art.arti	0	0	0	0	0	0	0	0	0	0	0	1	0	0	0	0	0	0	1
C41 Ossa cart.art.altre e ns s	0	0	0	0	0	0	0	0	0	0	0	0	0	1	2	1	2	0	6
C43 Melanoma della pelle	0	0	0	0	0	0	0	1	1	3	3	3	4	2	3	3	9	3	33
C44 Pelle non melanomi	0	0	0	0	0	0	0	1	1	0	0	0	0	0	1	2	6	7	18
C45 Mesotelioma	0	0	0	0	0	0	0	0	0	2	0	2	2	2	1	1	2	1	13
C48 Retroperit.peritoneo	0	0	0	0	0	0	0	1	0	1	0	0	3	3	3	2	3	3	16
C49 Tess.connettivo e molle	0	0	0	0	0	0	1	0	1	1	2	3	5	3	1	10	9	3	37
C50 Mammella	0	0	0	0	0	0	5	3	9	24	33	47	43	56	51	68	79	75	493
C51 Vulva	0	0	0	0	0	0	0	0	0	0	0	1	1	1	2	5	4	6	20
C52 Vagina	0	0	0	0	0	0	0	0	0	0	0	0	0	1	0	2	3	6	6
C53 Collo dell'utero	0	0	0	0	0	0	0	1	1	0	2	0	0	2	4	3	4	3	20
C54 Corpo dell'utero	0	0	0	0	0	0	0	0	0	0	4	1	1	3	0	1	4	0	14
C55 Utero n.s.	0	0	0	0	0	0	1	2	1	3	4	4	6	7	12	16	18	18	92
C56 Ovaio	0	0	0	0	0	0	1	3	2	4	9	14	16	22	32	35	38	10	186
C57 Al.n.s.org.genit.femminili	0	0	0	0	0	0	0	0	0	0	0	0	0	0	1	0	1	0	2
C64 Rene eccet.pelvi renale	0	1	0	0	0	0	0	0	0	0	0	1	1	5	2	9	14	17	50
C65 Pelvi renale	0	0	0	0	0	0	0	0	0	0	0	0	0	0	2	0	0	0	2
C66 Uretere	0	0	0	0	0	0	0	0	0	0	0	0	0	0	1	0	0	1	2
C67 Vescica	0	0	0	0	0	0	0	0	0	0	0	0	1	3	4	9	14	31	62
C68 Al.n.s.organi urinari	0	0	0	0	0	0	0	0	0	0	0	0	0	0	0	0	0	2	2
C70 Meningi	0	0	0	0	0	0	0	0	0	0	0	0	1	0	0	1	1	1	4
C71 Cervello	0	0	0	0	0	0	1	1	1	2	4	6	10	9	12	31	13	11	101
C72 Midollo spin.nervi cran.al	0	0	0	0	0	0	0	0	0	0	0	0	0	1	2	0	0	0	3
C73 Ghiandola tiroide	0	0	0	0	0	0	0	0	0	1	0	0	0	0	3	2	4	1	4
C74 Ghiandole surrenali	1	0	0	0	0	0	0	0	0	0	0	0	0	0	0	0	1	1	3
C75 Al.ghiand.endocr.strutt.co	0	0	0	0	0	0	0	0	0	0	0	0	0	0	1	0	0	1	1
C76 Altre e mal.def.sedi	0	0	0	0	0	0	0	0	1	1	0	1	1	2	1	0	5	1	13
C80 T.m.n.a.s. o n.s.prim.sec.	0	0	0	0	0	0	1	1	0	3	1	4	2	15	21	12	19	38	117
C81 Malattia di Hodgkin	0	0	0	0	0	0	1	0	0	0	0	0	0	0	0	0	0	2	3
C82 Linfoma follicol.nonHodgki	0	0	0	0	0	0	0	0	0	1	0	0	0	0	0	0	0	0	1
C83 Linfoma diffuso nonHodgkin	0	0	0	0	0	0	0	0	1	0	0	0	1	1	0	0	0	0	3
C85 Al. n.s.linfomi nonHodgkin	0	0	0	0	0	0	0	1	0	3	1	3	5	15	17	16	25	11	97
C88 Mal.immunoprolifer.maligna	0	0	0	0	0	0	0	0	0	0	0	0	0	0	0	0	2	1	3
C90 Mieloma multipl.t.m.plasma	0	0	0	1	0	0	0	0	0	0	1	2	3	8	16	14	11	21	77
C91 Leuceemia linfoide	0	0	0	0	0	0	1	0	0	0	0	1	2	2	6	10	11	11	44
C92 Leuceemia mieloide	1	0	1	0	0	0	2	0	2	2	3	6	5	11	13	17	9	72	9
C93 Leuceemia monocitica	0	0	0	0	0	0	0	0	0	0	0	0	0	0	0	0	2	0	2
C95 Leucemie cell.non specific	0	0	0	0	0	1	0	1	0	0	0	1	0	0	1	4	6	5	19
C96 Al. n.s. t.m.tess.linf.ema	0	0	0	0	0	0	0	0	0	0	1	0	0	1	1	3	1	1	8
C00-C99 TUMORI MALIGNI	2	1	1	1	0	2	12	22	31	73	105	162	215	331	421	560	644	698	3281



INCIDENZA E MORTALITÀ PER CANCRO IN UMBRIA. 2003-2005

TABELLA 64. REGISTRO TUMORI UMBRO DI POPOLAZIONE. 2003-2005.

Tassi annui di mortalità per tumori maligni, per 100.000 residenti, per età e per causa. Maschi.

ICD10	0-14	15-	20-	25-	30-	35-	40-	45-	50-	55-	60-	65-	70-	75-	80-	85+	0-74
C00 Labbro	.0	.0	.0	.0	.0	.0	.0	.0	.0	.0	.0	.0	.0	.0	2.5	.0	.0
C01 Base della lingua	.0	.0	.0	.0	.0	.0	1.0	.0	.0	.0	1.3	1.3	1.5	1.8	5.1	.0	.4
C02 Altre ns parti lingua	.0	.0	.0	.0	.0	.0	.0	.0	2.5	.0	5.4	1.3	1.5	9.2	5.1	.0	.7
C04 Pavimento orale	.0	.0	.0	.0	.0	.0	.0	.0	.0	2.4	1.3	2.7	.0	.0	.0	.0	.4
C05 Palato	.0	.0	.0	.0	.0	.0	.0	.0	.0	.0	.0	1.3	.0	.0	.0	.0	.1
C06 Altre ns parti bocca	.0	.0	.0	.0	.0	.0	.0	.0	.0	.0	2.7	1.3	3.0	9.2	5.1	.0	.4
C07 Parotide	.0	.0	.0	1.2	.0	.0	1.0	.0	.0	.0	.0	2.7	.0	5.5	7.7	.0	.4
C08 Altre n.s.ghiand.saliv.mag	.0	.0	.0	.0	.0	.0	.0	.0	.0	.0	.0	.0	.0	.0	2.5	9.6	.0
C09 Tonsille	.0	.0	.0	.0	.0	.0	.0	1.2	1.2	.0	.0	.0	1.5	.0	.0	.0	.3
C10 Orofaringe	.0	.0	.0	.0	.0	.0	.0	1.2	.0	.0	2.7	1.3	1.5	.0	.0	4.8	.4
C11 Nasofaringe	.0	.0	.0	.0	.0	.0	.0	.0	.0	.0	1.3	1.3	.0	.0	.0	.0	.2
C12 Seno piriforme	.0	.0	.0	.0	.0	.0	.0	.0	.0	1.2	.0	.0	.0	.0	.0	.0	.1
C13 Ipofaringe	.0	.0	.0	.0	.0	.0	.0	.0	.0	2.4	.0	1.3	3.0	.0	.0	4.8	.4
C14 Al.n.s.sedi lab.cav.or.far	.0	.0	.0	.0	.0	.0	.0	.0	1.2	6.0	5.4	5.4	4.5	5.5	2.5	.0	1.5
C15 Esofago	.0	.0	.0	.0	.0	.0	.0	3.5	1.2	6.0	9.4	5.4	19.8	18.5	18.1	28.8	2.9
C16 Stomaco	.0	.0	.0	.0	.0	.0	3.1	4.7	24.7	21.6	40.6	79.2	146.5	174.3	204.5	341.2	20.2
C17 Piccolo intestino	.0	.0	.0	.0	.0	.0	.0	.0	.0	1.2	.0	.0	4.5	1.8	2.5	9.6	.4
C18 Colon	.0	.0	.0	.0	.0	3.0	3.1	5.8	8.6	22.8	40.6	87.4	99.2	159.4	191.6	293.1	17.3
C19 Giunz.rettosigmoidea	.0	.0	.0	.0	.0	.0	.0	.0	1.2	1.2	4.0	2.7	10.6	12.9	5.1	14.4	1.2
C20 Retto	.0	.0	1.5	1.2	.0	1.0	.0	1.2	4.9	6.0	20.3	23.2	25.9	57.4	51.7	72.0	5.5
C21 Ano e canale anale	.0	.0	.0	.0	.0	1.0	.0	.0	.0	.0	.0	.0	1.5	3.7	.0	9.6	.2
C22 Fegato dotti intraepatici	.0	.0	.0	.0	.0	1.0	.0	.0	9.9	13.2	25.7	49.2	74.7	114.9	121.7	124.9	11.0
C23 Colecisti	.0	.0	.0	.0	.0	.0	.0	.0	.0	.0	5.4	4.1	4.5	1.8	18.1	9.6	.9
C24 Al.n.s.parti vie biliari	.0	.0	.0	.0	.0	.0	.0	.0	2.5	2.4	1.3	2.7	4.5	9.2	23.3	57.6	.9
C25 Pancreas	.0	.0	.0	.0	.0	1.0	1.0	7.0	13.6	19.2	40.6	25.9	47.3	83.4	108.7	62.4	10.2
C26 Al.mal.def.organi digerent	.0	.0	.0	.0	.0	.0	.0	.0	1.2	1.2	5.4	13.6	15.2	29.6	33.6	76.9	2.3
C30 Cavità nasali orecc.medio	.0	.0	.0	.0	.0	.0	.0	.0	.0	.0	1.3	.0	.0	.0	.0	.0	.1
C31 Seni accessori	.0	1.7	.0	.0	.0	.0	.0	.0	.0	2.4	1.3	.0	.0	1.8	.0	.0	.4
C32 Laringe	.0	.0	.0	.0	.0	.0	.0	.0	4.9	8.4	9.4	15.0	22.8	31.5	28.4	4.8	3.9
C33 Trachea	.0	.0	.0	.0	.0	.0	.0	.0	.0	.0	.0	1.3	.0	.0	2.5	4.8	.1
C34 Bronchi e polmoni	.0	.0	.0	.0	3.1	3.0	7.2	30.2	48.1	78.0	138.2	196.8	318.9	482.2	455.7	350.8	52.8
C37 Timo	.0	.0	.0	.0	.0	.0	.0	1.2	.0	.0	.0	.0	.0	.0	.0	.0	.1
C38 Cuore mediastino pleura	.0	.0	.0	.0	.0	.0	.0	1.2	1.2	1.2	.0	1.3	3.0	3.7	2.5	.0	.5
C40 Ossa cart.art.arti	.0	.0	.0	.0	.0	.0	.0	1.2	.0	1.2	1.3	.0	.0	.0	.0	.0	.3
C41 Ossa cart.art.altre e ns s	1.2	.0	.0	.0	.0	.0	.0	1.2	.0	1.2	.0	4.1	1.5	3.7	5.1	.0	.7
C43 Melanoma della pelle	.0	.0	.0	1.2	.0	.0	.0	7.0	1.2	3.6	4.0	4.1	13.7	12.9	10.3	38.4	2.3
C44 Pelle non melanomi	.0	.0	.0	.0	.0	.0	.0	.0	1.2	.0	.0	1.3	3.0	5.5	7.7	9.6	.4
C45 Mesotelioma	.0	.0	.0	.0	.0	.0	.0	.0	2.5	.0	1.3	6.8	1.5	5.5	2.5	4.8	.8
C48 Retroperit.peritoneo	.0	.0	1.5	.0	.0	.0	.0	.0	.0	.0	4.0	2.7	4.5	1.8	15.5	.0	.8
C49 Tess.connettivo e molle	.0	.0	.0	.0	.0	.0	.0	1.2	1.2	.0	1.3	4.1	6.1	9.2	12.9	33.6	.9
C50 Mammella	.0	.0	.0	.0	.0	.0	.0	.0	.0	.0	2.7	.0	3.0	1.8	2.5	.0	.4
C60 Pene	.0	.0	.0	.0	.0	.0	.0	.0	.0	.0	.0	.0	1.5	.0	.0	14.4	.1
C61 Prostata	.0	.0	.0	.0	.0	.0	.0	.0	1.2	10.8	13.5	23.2	53.4	187.3	305.5	677.7	6.4
C62 Testicolo	.0	.0	.0	.0	.0	1.0	.0	.0	.0	.0	.0	.0	1.5	.0	.0	.0	.2
C63 Al.n.s.org.genit.maschili	.0	.0	.0	.0	.0	.0	.0	.0	1.2	.0	.0	.0	3.0	.0	2.5	.0	.3
C64 Rene eccet.pelvi renale	.0	.0	.0	.0	.0	.0	.0	1.2	8.6	8.4	21.6	13.6	36.6	50.0	49.1	57.6	5.7
C65 Pelvi renale	.0	.0	.0	.0	.0	.0	.0	.0	.0	.0	2.7	.0	.0	3.7	5.1	.0	.2
C66 Uretere	.0	.0	.0	.0	.0	.0	.0	.0	.0	.0	.0	1.3	1.5	3.7	.0	4.8	.2
C67 Vescica	.0	.0	.0	.0	.0	.0	1.0	1.2	2.5	7.2	14.9	38.2	45.7	118.6	157.9	211.4	7.0
C68 Al.n.s.organi urinari	.0	.0	.0	.0	.0	.0	.0	.0	.0	1.2	.0	.0	.0	1.8	2.5	9.6	.1
C69 Occhio e annessi	.0	.0	.0	.0	.0	.0	.0	.0	.0	.0	.0	.0	1.5	1.8	.0	4.8	.1
C70 Meningi	.0	.0	.0	.0	.0	.0	.0	.0	.0	.0	.0	.0	1.5	.0	2.5	.0	.1
C71 Cervello	.6	1.7	.0	.0	2.1	2.0	4.1	4.7	14.8	8.4	27.0	27.3	39.6	37.0	25.8	9.6	8.7
C72 Midollo spin.nervi cran.al	.0	.0	.0	.0	.0	.0	.0	.0	.0	.0	1.3	2.7	.0	.0	.0	.0	.3
C73 Ghiandola tiroide	.0	.0	.0	.0	.0	.0	1.0	.0	.0	.0	4.0	1.3	7.6	5.5	2.5	14.4	.9
C74 Ghiandole surrenali	.6	.0	.0	.0	.0	.0	1.0	.0	.0	.0	.0	.0	1.5	.0	.0	4.8	.3
C75 Al.ghiand.endocr.strutt.co	.0	.0	.0	.0	.0	.0	.0	.0	1.2	.0	.0	.0	.0	.0	.0	.0	.1
C76 Altre e mal.def.sedi	.0	.0	.0	.0	.0	.0	.0	.0	2.5	1.2	2.7	1.3	.0	1.8	2.5	28.8	.5
C80 T.m.n.a.s. o n.s.prim.sec.	.0	.0	.0	.0	1.0	.0	.0	8.1	3.7	6.0	9.4	17.7	32.0	42.6	88.0	100.9	5.0
C81 Malattia di Hodgkin	.0	.0	.0	.0	.0	.0	.0	.0	.0	1.2	.0	1.3	1.5	.0	5.1	4.8	.3
C82 Linfoma follicol.nonHodgki	.0	.0	.0	.0	.0	.0	.0	.0	.0	.0	.0	.0	.0	1.8	.0	.0	.0
C83 Linfoma diffuso nonHodgkin	.0	.0	.0	.0	.0	1.0	.0	.0	.0	.0	.0	.0	1.5	.0	2.5	4.8	.2
C84 Linfoma perif.cutane.cell.T	.0	.0	.0	.0	.0	.0	.0	.0	.0	.0	.0	.0	.0	.0	.0	4.8	.0
C85 Al. n.s.linfomi nonHodgkin	.0	.0	.0	.0	.0	.0	3.1	1.2	6.2	9.6	8.1	21.8	19.8	35.2	41.4	62.4	4.6
C88 Mal.immunoprolifer.maligna	.0	.0	.0	.0	.0	.0	.0	.0	.0	1.2	.0	.0	3.0	1.8	5.1	.0	.3
C90 Mieloma multipl.t.m.plasma	.0	.0	.0	.0	.0	.0	.0	.0	1.2	.0	12.1	9.5	13.7	31.5	36.2	57.6	2.3
C91 Leucemia linfoide	1.2	.0	.0	.0	1.0	1.0	2.1	.0	1.2	2.4	6.7	17.7	7.6	16.6	59.5	52.8	2.8
C92 Leucemia mieloide	.0	.0	.0	.0	.0	.0	3.1	.0	3.7	2.4	6.7	19.1	25.9	25.9	44.0	43.2	3.9
C93 Leucemia monocitica	.0	.0	.0	.0	.0	.0	.0	.0	.0	.0	.0	1.3	.0	.0	2.5	.0	.1
C95 Leucemie cell.non specific	.0	.0	.0	.0	.0	.0	.0	.0	1.2	.0	1.3	2.7	6.1	16.6	12.9	9.6	.7
C96 Al. n.s. t.m.tess.linf.ema	.0	.0	.0	.0	.0	.0	.0	.0	.0	.0	.0	2.7	6.1	.0	10.3	9.6	.5
C00-C99 TUMORI MALIGNI	3.7	3.4	3.0	3.6	7.2	14.8	31.9	83.7	182.6	263.1	512.1	755.7	1163.0	1843.5	2221.7	2956.0	194.2

INCIDENZA E MORTALITÀ PER CANCRO IN UMBRIA. 2003-2005

TABELLA 65. REGISTRO TUMORI UMBRO DI POPOLAZIONE. 2003-2005.

Tassi annui di mortalità per tumori maligni, per 100.000 residenti, per età e per causa. Femmine.

ICD10	0-14	15-20	25-30	35-40	45-50	55-60	65-70	75-80	85+	0-74							
C01 Base della lingua	.0	.0	.0	.0	.0	.0	.0	1.3	.0	.0							
C02 Altre ns parti lingua	.0	.0	.0	.0	.0	2.1	.0	1.2	1.3	.0							
C03 Gengiva	.0	.0	.0	.0	.0	.0	.0	.0	.0	2.2							
C06 Altre ns parti bocca	.0	.0	.0	.0	.0	.0	1.1	.0	.0	.0							
C07 Parotide	.0	.0	.0	.0	.0	.0	1.2	.0	.0	1.3							
C08 Altre n.s.ghiand.saliv.mag	.0	.0	.0	.0	.0	.0	.0	1.3	.0	1.6							
C09 Tonsille	.0	.0	.0	.0	.0	.0	.0	1.3	.0	2.2							
C10 Orofaringe	.0	.0	.0	.0	.0	.0	1.2	.0	.0	.0							
C11 Nasofaringe	.0	.0	.0	.0	1.0	.0	.0	1.2	.0	.0							
C14 Al.n.s.sedi lab.cav.or.far	.0	.0	.0	.0	1.0	.0	1.2	.0	1.3	.0							
C15 Esofago	.0	.0	.0	.0	.0	.0	.0	3.6	2.5	2.7							
C16 Stomaco	.0	.0	.0	.0	1.0	5.8	2.4	11.5	17.6	32.4							
C17 Piccolo intestino	.0	.0	.0	.0	.0	.0	.0	.0	1.3	4.7							
C18 Colon	.0	.0	.0	1.0	4.1	9.2	7.2	11.5	26.4	34.8							
C19 Giunz.rettosigmoidea	.0	.0	.0	.0	1.0	1.2	.0	.0	1.3	.0							
C20 Retto	.0	.0	.0	.0	.0	3.5	6.0	1.1	.0	6.0							
C21 Ano e canale anale	.0	.0	.0	.0	.0	.0	.0	1.1	.0	.0							
C22 Fegato dotti intraepatici	.0	.0	1.2	.0	1.0	1.0	.0	3.6	2.3	8.8							
C23 Colecisti	.0	.0	.0	.0	.0	.0	1.2	3.4	6.3	6.0							
C24 Al.n.s.parti vie biliari	.0	.0	.0	.0	.0	.0	1.2	.0	1.3	2.4							
C25 Pancreas	.0	.0	.0	.0	1.0	.0	.0	2.4	10.3	34.0							
C26 Al.mal def.organi digerent	.0	.0	.0	.0	.0	2.3	1.2	3.4	3.8	9.6							
C30 Cavità nasali orecc.medio	.0	.0	.0	.0	.0	.0	1.2	.0	.0	.0							
C31 Seni accessori	.0	.0	.0	.0	.0	.0	.0	.0	2.5	.0							
C32 Laringe	.0	.0	.0	.0	.0	.0	.0	1.3	1.2	1.3							
C33 Trachea	.0	.0	.0	.0	.0	.0	.0	.0	1.3	.0							
C34 Bronchi e polmoni	.0	.0	.0	1.0	1.0	1.0	4.6	15.5	28.7	30.2							
C38 Cuore mediastino pleura	.0	.0	.0	.0	.0	.0	.0	1.3	1.2	2.5							
C39 Al.mal def.org.resp.intrat	.0	.0	.0	.0	.0	1.2	.0	.0	.0	.0							
C40 Ossa cart.art.arti	.0	.0	.0	.0	.0	.0	.0	1.1	.0	.0							
C41 Ossa cart.art.altre e ns s	.0	.0	.0	.0	.0	.0	.0	.0	1.2	2.5							
C43 Melanoma della pelle	.0	.0	.0	1.0	1.0	1.2	3.6	3.4	3.8	4.8							
C44 Pelle non melanomi	.0	.0	.0	.0	1.0	1.2	.0	.0	1.3	2.7							
C45 Mesotelioma	.0	.0	.0	.0	.0	2.3	.0	2.3	2.5	2.4							
C48 Retroperit.peritoneo	.0	.0	.0	.0	1.0	.0	1.2	.0	3.6	3.8							
C49 Tess.connettivo e molle	.0	.0	.0	1.0	.0	1.0	1.2	1.2	2.3	3.8							
C50 Mammella	.0	.0	.0	5.2	3.0	9.2	27.7	39.4	53.9	54.1							
C51 Vulva	.0	.0	.0	.0	.0	.0	.0	1.1	1.3	1.2							
C52 Vagina	.0	.0	.0	.0	.0	.0	.0	.0	1.3	.0							
C53 Collo dell'utero	.0	.0	.0	.0	1.0	1.0	.0	2.4	.0	2.4							
C54 Corpo dell'utero	.0	.0	.0	.0	.0	.0	4.8	1.1	1.3	3.6							
C55 Utero n.s.	.0	.0	.0	1.0	2.0	1.0	3.5	4.8	4.6	7.6							
C56 Ovaio	.0	.0	.0	1.0	3.0	2.1	4.6	10.8	16.1	20.1							
C57 Al.n.s.org.genit.femminili	.0	.0	.0	.0	.0	.0	.0	.0	.0	1.3							
C64 Rene eccet.pelvi renale	.6	.0	.0	.0	.0	.0	.0	1.1	1.3	6.0							
C65 Pelvi renale	.0	.0	.0	.0	.0	.0	.0	.0	.0	2.5							
C66 Uretere	.0	.0	.0	.0	.0	.0	.0	.0	1.3	.0							
C67 Vescica	.0	.0	.0	.0	.0	.0	.0	1.3	3.6	5.0							
C68 Al.n.s.organi urinari	.0	.0	.0	.0	.0	.0	.0	.0	.0	.0							
C70 Meningi	.0	.0	.0	.0	.0	.0	.0	1.3	.0	.0							
C71 Cervello	.0	.0	.0	1.0	1.0	1.0	2.3	4.8	6.9	12.6							
C72 Midollo spin.nervi cran.al	.0	.0	.0	.0	.0	.0	.0	.0	1.2	2.5							
C73 Ghiandola tiroide	.0	.0	.0	.0	.0	1.2	.0	.0	3.6	2.5							
C74 Ghiandole surrenali	.6	.0	.0	.0	.0	.0	.0	.0	.0	.0							
C75 Al.ghiand.endocr.strutt.co	.0	.0	.0	.0	.0	.0	.0	.0	.0	1.3							
C76 Altre e mal.def.sedi	.0	.0	.0	.0	1.0	1.2	.0	1.1	1.3	2.4							
C80 T.m.n.a.s. o n.s.prim.sec.	.0	.0	.0	1.0	1.0	.0	3.5	1.2	4.6	2.5							
C81 Malattia di Hodgkin	.0	.0	.0	1.0	.0	.0	.0	.0	.0	.0							
C82 Linfoma follicol.nonHodgki	.0	.0	.0	.0	.0	1.2	.0	.0	.0	.0							
C83 Linfoma diffuso nonHodgkin	.0	.0	.0	.0	1.0	.0	.0	1.3	1.2	.0							
C85 Al. n.s.linfomi nonHodgkin	.0	.0	.0	.0	1.0	.0	3.5	1.2	3.4	6.3							
C88 Mal.immunoprolifer.maligna	.0	.0	.0	.0	.0	.0	.0	.0	.0	.0							
C90 Mieloma multipl.t.m.plasma	.0	1.8	.0	.0	.0	.0	1.2	2.3	3.8	9.6							
C91 Leucemia linfoide	.0	.0	.0	.0	1.0	.0	.0	1.1	2.5	2.4							
C92 Leucemia mieloide	1.3	.0	.0	.0	2.0	.0	2.3	2.4	3.4	7.6							
C93 Leucemia monocitica	.0	.0	.0	.0	.0	.0	.0	.0	.0	.0							
C95 Leucemie cell.non specific	.0	.0	.0	1.2	.0	1.0	.0	.0	1.1	.0							
C96 Al. n.s. t.m.tess.linf.ema	.0	.0	.0	.0	.0	.0	.0	1.2	.0	.0							
C00-C99 TUMORI MALIGNI	2.6	1.8	.0	2.5	12.5	22.0	31.8	84.1	125.5	185.9	270.7	397.5	526.8	749.3	1006.5	1537.2	120.2

INCIDENZA E MORTALITÀ PER CANCRO IN UMBRIA. 2003-2005

TABELLA 66. REGISTRO TUMORI UMBRO DI POPOLAZIONE. 2003-2005.

Tassi annui standardizzati (pop. 1991) di mortalità per tumori maligni, per 100.000 residenti, per causa.

ICD10	MASCHI						FEMMINE					
	TUTTE LE ETA'			0-74			TUTTE LE ETA'			0-74		
	popolazione	----tassi standardizzati----	----	tassi standardizzati	----	----	----tassi standardizzati----	----	tassi standardizzati	----	----	
	Umbra	( e.s.)	Italiana Mond.	Umbra	Italiana	Mond.	Umbra	( e.s.)	Italiana Mond.	Umbra	Italiana	Mond.
C00 Labbro	.1	( .1)	.1	.0	.0	.0	.0	( .0)	.0	.0	.0	.0
C01 Base della lingua	.5	( .3)	.4	.2	.3	.3	.2	( .1)	.0	.0	.0	.0
C02 Altre ns parti lingua	1.2	( .5)	1.0	.5	.7	.6	.4	( .3)	.5	.3	.5	.4
C03 Gengiva	.0	( .0)	.0	.0	.0	.0	.0	( .1)	.0	.0	.0	.0
C04 Pavimento orale	.4	( .3)	.4	.2	.5	.4	.2	( .0)	.0	.0	.0	.0
C05 Palato	.1	( .2)	.1	.0	.1	.1	.0	( .0)	.0	.0	.0	.0
C06 Altre ns parti bocca	.9	( .4)	.7	.3	.4	.4	.2	( .1)	.1	.0	.1	.1
C07 Parotide	.7	( .4)	.7	.3	.4	.3	.2	( .2)	.2	.1	.1	.1
C08 Altre n.s.ghiand.saliv.mag	.2	( .2)	.2	.1	.0	.0	.0	( .1)	.1	.0	.1	.0
C09 Tonsille	.2	( .2)	.2	.2	.2	.2	.2	( .1)	.1	.0	.1	.0
C10 Orofaringe	.5	( .3)	.4	.3	.4	.4	.3	( .1)	.1	.1	.1	.1
C11 Nasofaringe	.2	( .2)	.2	.1	.2	.2	.1	( .2)	.1	.1	.2	.1
C12 Seno piriforme	.1	( .1)	.1	.0	.1	.1	.0	( .0)	.0	.0	.0	.0
C13 Ipofaringe	.4	( .3)	.4	.2	.4	.3	.2	( .0)	.0	.0	.0	.0
C14 Al.n.s.sedi lab.cav.or.far	1.7	( .6)	1.4	.8	1.5	1.3	.8	( .2)	.2	.2	.2	.1
C15 Esofago	4.1	( .9)	3.5	1.9	2.7	2.3	1.5	( .3)	.6	.2	.4	.3
C16 Stomaco	34.0	( 2.7)	29.4	14.0	19.3	15.9	9.7	( 1.5)	12.4	5.6	6.6	5.5
C17 Piccolo intestino	.5	( .3)	.5	.2	.3	.2	.1	( .2)	.2	.0	.0	.0
C18 Colon	30.2	( 2.6)	26.1	12.3	16.8	13.9	8.5	( 1.7)	15.0	7.3	9.1	7.7
C19 Giunz.retto sigmoidea	1.9	( .6)	1.6	.8	1.2	1.0	.6	( .3)	.6	.3	.3	.2
C20 Retto	9.4	( 1.5)	8.2	4.1	5.4	4.6	2.9	( .8)	3.0	1.5	1.9	1.6
C21 Ano e canale anale	.4	( .3)	.4	.2	.1	.1	.1	( .1)	.1	.0	.1	.0
C22 Fegato dotti intraepatici	18.8	( 2.0)	16.1	7.5	10.5	8.7	5.2	( 1.1)	6.4	2.9	3.5	2.9
C23 Colecisti	1.5	( .6)	1.3	.6	.9	.7	.4	( .7)	2.1	1.0	1.5	1.3
C24 Al.n.s.parti vie biliari	2.5	( .7)	2.2	.9	.9	.7	.5	( .6)	2.1	.8	.8	.7
C25 Pancreas	15.8	( 1.9)	13.8	7.0	9.9	8.5	5.4	( 1.4)	9.5	4.8	7.2	6.0
C26 Al.mal def.organi digerent	5.0	( 1.0)	4.4	1.9	2.2	1.8	1.1	( .8)	3.7	1.7	2.1	1.7
C30 Cavità nasali orecc.medio	.1	( .2)	.1	.1	.1	.1	.1	( .1)	.1	.1	.1	.1
C31 Seni accessori	.4	( .3)	.4	.3	.4	.4	.3	( .1)	.1	.1	.1	.1
C32 Laringe	5.4	( 1.1)	4.6	2.4	3.8	3.1	1.9	( .2)	.3	.1	.2	.2
C33 Trachea	.2	( .2)	.2	.1	.1	.1	.0	( .1)	.0	.0	.1	.0
C34 Bronchi e polmoni	81.1	( 4.3)	69.6	34.8	50.7	42.4	26.5	( 1.7)	13.7	7.3	11.1	9.5
C37 Timo	.1	( .1)	.1	.1	.1	.1	.1	( .0)	.0	.0	.0	.0
C38 Cuore mediastino pleura	.7	( .4)	.6	.3	.5	.4	.3	( .2)	.3	.1	.3	.2
C39 Al.mal def.org.resp.intrat	.0	( .0)	.0	.0	.0	.0	.0	( .1)	.1	.1	.1	.1
C40 Ossa cart.art.arti	.2	( .2)	.2	.2	.3	.2	.2	( .1)	.1	.0	.1	.0
C41 Ossa cart.art.altre e ns s	.9	( .5)	.9	.7	.7	.7	.6	( .2)	.3	.1	.2	.1
C43 Melanoma della pelle	3.2	( .8)	2.9	1.7	2.1	1.9	1.3	( .6)	1.7	1.0	1.5	1.3
C44 Pelle non melanomi	.8	( .4)	.7	.3	.3	.3	.2	( .3)	.7	.3	.2	.2
C45 Mesotelioma	1.1	( .5)	.9	.5	.8	.7	.4	( .4)	.7	.5	.7	.6
C48 Retroperit.peritoneo	1.2	( .5)	1.0	.6	.8	.7	.5	( .4)	.7	.4	.6	.5
C49 Tess.connettivo e molle	1.9	( .6)	1.7	.8	.8	.7	.4	( .6)	1.7	.9	1.4	1.2
C50 Mammella	.4	( .3)	.4	.2	.3	.3	.2	( 2.3)	25.2	14.6	21.4	18.7
C51 Vulva	.0	( .0)	.0	.0	.0	.0	.0	( .4)	.8	.3	.4	.3
C52 Vagina	.0	( .0)	.0	.0	.0	.0	.0	( .2)	.2	.1	.1	.0
C53 Collo dell'utero	.0	( .0)	.0	.0	.0	.0	.0	( .4)	.9	.5	.7	.6
C54 Corpo dell'utero	.0	( .0)	.0	.0	.0	.0	.0	( .4)	.8	.5	.8	.7
C55 Utero n.s.	.0	( .0)	.0	.0	.0	.0	.0	( .9)	4.3	2.3	3.0	2.6
C56 Ovaio	.0	( .0)	.0	.0	.0	.0	.0	( 1.4)	9.3	5.1	7.8	6.7
C57 Al.n.s.org.genit.femminili	.0	( .0)	.0	.0	.0	.0	.0	( .1)	.1	.0	.1	.0
C60 Pene	.3	( .2)	.2	.1	.1	.1	.0	( .0)	.0	.0	.0	.0
C61 Prostata	29.0	( 2.4)	26.1	9.6	6.0	4.9	2.9	( .0)	.0	.0	.0	.0
C62 Testicolo	.1	( .2)	.1	.1	.1	.1	.1	( .0)	.0	.0	.0	.0
C63 Al.n.s.org.genit.maschili	.3	( .2)	.2	.1	.2	.2	.1	( .0)	.0	.0	.0	.0
C64 Rene eccet.pelvi renale	9.0	( 1.4)	7.8	3.9	5.5	4.6	2.9	( .6)	2.0	.9	.8	.7
C65 Pelvi renale	.4	( .3)	.4	.2	.2	.2	.1	( .1)	.1	.1	.1	.1
C66 Uretere	.4	( .3)	.3	.1	.2	.1	.1	( .1)	.1	.0	.1	.0
C67 Vescica	17.4	( 1.9)	15.2	6.2	6.8	5.5	3.3	( .6)	2.2	.8	.6	.5
C68 Al.n.s.organi urinari	.3	( .3)	.3	.1	.1	.1	.0	( .1)	.1	.0	.0	.0
C69 Occhio e annessi	.2	( .2)	.2	.1	.1	.1	.0	( .0)	.0	.0	.0	.0
C70 Meningi	.1	( .2)	.1	.0	.1	.1	.0	( .2)	.2	.1	.1	.1
C71 Cervello	10.1	( 1.5)	8.8	5.4	8.5	7.4	5.0	( 1.0)	5.0	2.6	3.6	3.1
C72 Midollo spin.nervi cran.al	.3	( .3)	.2	.1	.3	.2	.1	( .2)	.1	.1	.2	.1
C73 Ghiandola tiroide	1.2	( .5)	1.1	.6	.8	.7	.4	( .4)	.7	.3	.4	.4
C74 Ghiandole surrenali	.3	( .2)	.3	.3	.2	.2	.3	( .2)	.2	.2	.1	.2
C75 Al.ghiand.endocr.strutt.co	.1	( .1)	.1	.1	.1	.1	.1	( .1)	.0	.0	.0	.0
C76 Altre e mal.def.sedi	1.0	( .5)	1.0	.5	.6	.5	.3	( .4)	.6	.4	.6	.5
C80 T.m.n.a.s. o n.s.prim.sec.	9.5	( 1.4)	8.3	3.9	4.8	4.0	2.6	( 1.0)	4.9	2.5	3.5	2.9
C81 Malattia di Hodgkin	.4	( .3)	.4	.2	.3	.2	.1	( .1)	.1	.1	.1	.1
C82 Linfoma follicol.nonHodgki	.1	( .1)	.1	.0	.0	.0	.0	( .1)	.1	.1	.1	.1
C83 Linfoma diffuso nonHodgkin	.3	( .2)	.2	.1	.1	.1	.1	( .2)	.2	.1	.3	.2
C84 Linfoma perif.cutane.cell.T	.1	( .1)	.1	.0	.0	.0	.0	( .0)	.0	.0	.0	.0
C85 Al. n.s.linfomi nonHodgkin	7.3	( 1.3)	6.4	3.2	4.5	3.8	2.4	( 1.0)	4.4	2.2	3.4	2.8
C88 Mal.immunoprolifer.maligna	.4	( .3)	.3	.2	.2	.2	.1	( .1)	.1	.0	.0	.0
C90 Mieloma multipl.t.m.plasma	5.0	( 1.0)	4.3	1.9	2.3	1.9	1.1	( .8)	3.3	1.7	2.3	1.9
C91 Leucemia linfoide	5.4	( 1.1)	4.8	2.4	2.8	2.5	1.7	( .6)	1.8	.8	.9	.7
C92 Leucemia mieloide	6.1	( 1.2)	5.2	2.5	3.7	3.1	1.9	( .8)	3.4	2.1	2.5	2.2
C93 Leucemia monocitica	.2	( .2)	.1	.1	.1	.1	.0	( .1)	.1	.0	.0	.0
C95 Leucemie cell.non specific	1.7	( .6)	1.5	.6	.7	.5	.3	( .4)	.8	.4	.3	.3
C96 Al. n.s. t.m.tess.linf.ema	.8	( .4)	.7	.3	.5	.4	.2	( .4)	.4	.2	.2	.1
C00-C99 TUMORI MALIGNI	336.8	( 8.6)	292.6	140.5	187.3	156.7	98.2	( 5.5)	150.0	77.4	105.5	89.9

INCIDENZA E MORTALITÀ PER CANCRO IN UMBRIA. 2003-2005

TABELLA 67. REGISTRO TUMORI UMBRO DI POPOLAZIONE. 2003-2005.

Numero dei decessi per tumori maligni, tasso grezzo di mortalità e tassi standard. di Anni di Vita Potenziale Persi (YPLL) per 100.000 resid., per causa.

ICD10	MASCHI				FEMMINE			
	-numero di YPLL-		-tassi standard. YPLL-		-numero di YPLL-		-tassi standard. YPLL-	
	<65 anni	<75 anni	<65 anni	<75 anni	<65 anni	<75 anni	<65 anni	<75 anni
C01 Base della lingua	25	55	2.1	4.2	0	0	.0	.0
C02 Altre ns parti lingua	35	105	3.3	8.7	50	100	4.2	7.5
C04 Pavimento orale	18	62	1.5	4.9	0	0	.0	.0
C05 Palato	0	7	.0	.6	0	0	.0	.0
C06 Altre ns parti bocca	5	37	.5	3.0	8	17	.6	1.3
C07 Parotide	60	95	6.2	8.6	13	22	1.1	1.9
C09 Tonsille	30	52	2.6	4.1	0	2	.0	.1
C10 Orofaringe	23	62	1.9	4.9	13	22	1.1	1.9
C11 Nasofaringe	3	20	.2	1.6	23	40	1.9	3.0
C12 Seno piriforme	8	17	.6	1.3	0	0	.0	.0
C13 Ipofaringe	15	47	1.3	3.5	0	0	.0	.0
C14 Al.n.s.sedi lab.cav.or.far	60	197	5.3	15.5	40	62	3.3	4.7
C15 Esofago	120	342	10.3	26.3	0	27	.0	1.8
C16 Stomaco	598	2022	53.2	156.4	245	837	20.4	59.8
C17 Piccolo intestino	8	25	.6	1.7	0	0	.0	.0
C18 Colon	543	1855	46.5	142.2	460	1280	38.6	92.8
C19 Giunz.retto sigmoidea	28	110	2.5	8.5	43	75	3.5	5.6
C20 Retto	250	700	25.2	58.7	123	280	10.6	20.6
C21 Ano e canale anale	28	40	2.1	2.8	8	17	.6	1.3
C22 Fegato dotti intraepatici	258	1040	22.9	80.3	158	440	14.6	32.9
C23 Colecisti	10	80	.9	6.4	48	187	4.0	13.7
C24 Al.n.s.parti vie biliari	43	115	3.8	9.1	15	70	1.3	4.8
C25 Pancreas	488	1357	42.7	106.8	188	845	15.7	61.0
C26 Al.mal def.organi digerent	30	190	2.7	14.6	78	255	6.5	18.0
C30 Cavità nasali orecc.medio	3	12	.2	1.1	13	22	1.1	1.9
C31 Seni accessori	65	105	8.8	11.8	0	5	.0	.2
C32 Laringe	120	420	10.7	32.8	3	22	.2	1.6
C33 Trachea	0	7	.0	.6	0	2	.0	.1
C34 Bronchi e polmoni	2023	6075	176.4	470.4	563	1615	47.7	118.6
C37 Timo	18	27	1.5	2.1	0	0	.0	.0
C38 Cuore mediastino pleura	38	80	3.3	6.2	3	25	.2	1.7
C40 Ossa cart.art.arti	28	57	2.3	4.5	8	17	.6	1.3
C41 Ossa cart.art.altre e ns s	130	195	15.4	19.7	0	12	.0	.7
C43 Melanoma della pelle	185	370	16.8	29.5	135	290	11.4	21.8
C44 Pelle non melanomi	13	35	1.2	2.8	40	62	3.3	4.6
C45 Mesotelioma	28	97	2.6	7.9	55	132	4.5	9.8
C48 Retroperit.peritoneo	50	112	6.6	11.4	35	85	3.0	6.2
C49 Tess.connettivo e molle	33	95	2.9	7.3	108	242	9.2	18.2
C50 Mammella	5	30	.5	2.4	1740	3927	147.6	294.3
C60 Pene	0	2	.0	.1	0	0	.0	.0
C61 Prostatata	105	520	9.2	39.1	0	0	.0	.0
C62 Testicolo	28	40	2.1	2.8	0	0	.0	.0
C63 Al.n.s.org.genit.maschili	13	27	1.2	2.2	0	0	.0	.0
C64 Rene eccet.pelvi renale	198	642	17.8	50.7	68	140	7.8	12.5
C65 Pelvi renale	5	25	.5	2.1	0	5	.0	.2
C66 Uretere	0	10	.0	.7	0	2	.0	.1
C67 Vescica	138	632	12.0	48.3	3	45	.2	3.0
C68 Al.n.s.organi urinari	8	17	.6	1.3	0	0	.0	.0
C69 Occhio e annessi	0	2	.0	.1	0	0	.0	.0
C70 Meningi	0	2	.0	.1	3	12	.2	1.0
C71 Cervello	638	1382	60.2	113.7	238	585	20.1	43.5
C72 Midollo spin.nervi cran.al	3	27	.2	2.2	0	12	.0	.7
C73 Ghiandola tiroide	30	90	2.6	6.9	18	55	1.4	3.8
C74 Ghiandole surrenali	80	102	8.3	9.4	63	72	6.7	7.1
C75 Al.ghiand.endocr.strutt.co	13	22	1.2	1.9	0	0	.0	.0
C76 Altre e mal.def.sedi	38	95	3.4	7.8	50	107	4.1	7.9
C80 T.m.n.a.s. o n.s.prim.sec.	248	627	21.3	48.1	160	445	13.4	31.2
C81 Malattia di Hodgkin	8	27	.6	2.1	33	42	2.9	3.4
C83 Linfoma diffuso nonHodgkin	28	40	2.1	2.8	25	52	2.1	4.0
C85 Al. n.s.linfomi nonHodgkin	223	605	19.4	47.1	128	412	10.5	29.0
C88 Mal.immunoprolifer.maligna	8	22	.6	1.6	0	0	.0	.0
C90 Mieloma multipl.t.m.plasma	35	210	3.3	16.7	83	252	10.8	21.8
C91 Leuceamia linfoide	255	505	25.4	43.1	40	110	3.2	7.6
C92 Leuceamia mieloide	133	410	11.6	31.6	268	502	26.4	41.4
C93 Leuceamia monocitica	0	7	.0	.6	0	0	.0	.0
C95 Leuceemie cell.non specific	15	60	1.4	4.7	73	105	7.2	9.2
C96 Al. n.s. t.m.tess.linf.ema	0	25	.0	1.7	13	32	1.1	2.5
C00-C99 TUMORI MALIGNI	7658	22540	693.2	1774.9	6393	16197	553.5	1202.8

INCIDENZA E MORTALITÀ PER CANCRO IN UMBRIA. 2003-2005

TABELLA 68. REGISTRO TUMORI UMBRO DI POPOLAZIONE. 2003-2005.

Numero dei decessi per tumori maligni, tasso grezzo e rischi cumulativi di mortalità per 100.

ICD10	MASCHI					FEMMINE				
	numero decessi	tasso grezzo	-rischi 0-74(e.s.)	cumulativi- 0-64 55-74		numero decessi	tasso grezzo	-rischi 0-74(e.s.)	cumulativi- 0-64 55-74	
C00 Labbro	1	.1	.0( .0)	.0	.0	0	.0	.0( .0)	.0	.0
C01 Base della lingua	7	.6	.0( .0)	.0	.0	1	.1	.0( .0)	.0	.0
C02 Altre ns parti lingua	15	1.2	.1( .0)	.0	.0	8	.6	.0( .0)	.0	.0
C03 Gengiva	0	.0	.0( .0)	.0	.0	1	.1	.0( .0)	.0	.0
C04 Pavimento orale	5	.4	.0( .0)	.0	.0	0	.0	.0( .0)	.0	.0
C05 Palato	1	.1	.0( .0)	.0	.0	0	.0	.0( .0)	.0	.0
C06 Altre ns parti bocca	12	1.0	.0( .0)	.0	.0	1	.1	.0( .0)	.0	.0
C07 Parotide	10	.8	.0( .0)	.0	.0	4	.3	.0( .0)	.0	.0
C08 Altre n.s.ghiand.saliv.mag	3	.2	.0( .0)	.0	.0	2	.2	.0( .0)	.0	.0
C09 Tonsille	3	.2	.0( .0)	.0	.0	2	.2	.0( .0)	.0	.0
C10 Orofaringe	6	.5	.0( .0)	.0	.0	1	.1	.0( .0)	.0	.0
C11 Nasofaringe	2	.2	.0( .0)	.0	.0	2	.2	.0( .0)	.0	.0
C12 Seno piriforme	1	.1	.0( .0)	.0	.0	0	.0	.0( .0)	.0	.0
C13 Ipofaringe	6	.5	.0( .0)	.0	.0	0	.0	.0( .0)	.0	.0
C14 Al.n.s.sedi lab.cav.or.far	21	1.7	.1( .0)	.1	.1	4	.3	.0( .0)	.0	.0
C15 Esofago	56	4.5	.2( .1)	.1	.2	14	1.1	.0( .0)	.0	.0
C16 Stomaco	473	38.0	1.6( .2)	.5	1.4	302	22.7	.5( .1)	.2	.5
C17 Piccolo intestino	8	.6	.0( .0)	.0	.0	5	.4	.0( .0)	.0	.0
C18 Colon	417	33.5	1.3( .2)	.4	1.2	345	25.9	.7( .1)	.3	.6
C19 Giunz.rettosigmoidea	26	2.1	.1( .0)	.0	.1	14	1.1	.0( .0)	.0	.0
C20 Retto	128	10.3	.4( .1)	.2	.4	71	5.3	.2( .1)	.1	.1
C21 Ano e canale anale	6	.5	.0( .0)	.0	.0	1	.1	.0( .0)	.0	.0
C22 Fegato dotti intraepatici	259	20.8	.9( .1)	.2	.8	151	11.3	.3( .1)	.1	.3
C23 Colecisti	20	1.6	.1( .0)	.0	.1	45	3.4	.1( .0)	.1	.1
C24 Al.n.s.parti vie biliari	36	2.9	.1( .0)	.0	.1	55	4.1	.1( .0)	.0	.1
C25 Pancreas	215	17.3	.8( .1)	.4	.7	205	15.4	.6( .1)	.2	.5
C26 Al.mal def.organi digerent	71	5.7	.2( .1)	.0	.2	91	6.8	.2( .1)	.1	.2
C30 Cavità nasali orecc.medio	1	.1	.0( .0)	.0	.0	2	.2	.0( .0)	.0	.0
C31 Seni accessori	5	.4	.0( .0)	.0	.0	3	.2	.0( .0)	.0	.0
C32 Laringe	73	5.9	.3( .1)	.1	.3	5	.4	.0( .0)	.0	.0
C33 Trachea	3	.2	.0( .0)	.0	.0	1	.1	.0( .0)	.0	.0
C34 Bronchi e polmoni	1107	88.9	4.0( .3)	1.5	3.6	277	20.8	.9( .1)	.4	.8
C37 Timo	1	.1	.0( .0)	.0	.0	0	.0	.0( .0)	.0	.0
C38 Cuore mediastino pleura	9	.7	.0( .0)	.0	.0	5	.4	.0( .0)	.0	.0
C39 Al.mal def.org.resp.intrat	0	.0	.0( .0)	.0	.0	2	.2	.0( .0)	.0	.0
C40 Ossa cart.art.arti	3	.2	.0( .0)	.0	.0	1	.1	.0( .0)	.0	.0
C41 Ossa cart.art.altre e ns s	12	1.0	.1( .0)	.0	.0	6	.5	.0( .0)	.0	.0
C43 Melanoma della pelle	45	3.6	.2( .1)	.1	.1	33	2.5	.1( .0)	.1	.1
C44 Pelle non melanomi	12	1.0	.0( .0)	.0	.0	18	1.4	.0( .0)	.0	.0
C45 Mesotelioma	14	1.1	.1( .0)	.0	.0	13	1.0	.1( .0)	.0	.0
C48 Retroperit.peritoneo	16	1.3	.1( .0)	.0	.1	16	1.2	.0( .0)	.0	.0
C49 Tess.connettivo e molle	27	2.2	.1( .0)	.0	.1	37	2.8	.1( .0)	.1	.1
C50 Mammella	6	.5	.0( .0)	.0	.0	493	37.0	1.6( .2)	1.0	1.2
C51 Vulva	0	.0	.0( .0)	.0	.0	20	1.5	.0( .0)	.0	.0
C52 Vagina	0	.0	.0( .0)	.0	.0	6	.5	.0( .0)	.0	.0
C53 Collo dell'utero	0	.0	.0( .0)	.0	.0	20	1.5	.1( .0)	.0	.0
C54 Corpo dell'utero	0	.0	.0( .0)	.0	.0	14	1.1	.1( .0)	.0	.0
C55 Utero n.s.	0	.0	.0( .0)	.0	.0	92	6.9	.2( .1)	.1	.2
C56 Ovaio	0	.0	.0( .0)	.0	.0	186	14.0	.6( .1)	.3	.5
C57 Al.n.s.org.genit.femminili	0	.0	.0( .0)	.0	.0	2	.2	.0( .0)	.0	.0
C60 Pene	4	.3	.0( .0)	.0	.0	0	.0	.0( .0)	.0	.0
C61 Prostata	432	34.7	.5( .1)	.1	.5	0	.0	.0( .0)	.0	.0
C62 Testicolo	2	.2	.0( .0)	.0	.0	0	.0	.0( .0)	.0	.0
C63 Al.n.s.org.genit.maschili	4	.3	.0( .0)	.0	.0	0	.0	.0( .0)	.0	.0
C64 Rene eccet.pelvi renale	123	9.9	.4( .1)	.2	.4	50	3.8	.1( .0)	.0	.1
C65 Pelvi renale	6	.5	.0( .0)	.0	.0	2	.2	.0( .0)	.0	.0
C66 Uretere	5	.4	.0( .0)	.0	.0	2	.2	.0( .0)	.0	.0
C67 Vescica	248	19.9	.6( .1)	.1	.5	62	4.7	.0( .0)	.0	.0
C68 Al.n.s.organi urinari	5	.4	.0( .0)	.0	.0	2	.2	.0( .0)	.0	.0
C69 Occhio e annessi	3	.2	.0( .0)	.0	.0	0	.0	.0( .0)	.0	.0
C70 Meningi	2	.2	.0( .0)	.0	.0	4	.3	.0( .0)	.0	.0
C71 Cervello	131	10.5	.7( .1)	.3	.5	101	7.6	.3( .1)	.1	.2
C72 Midollo spin.nervi cran.al	3	.2	.0( .0)	.0	.0	3	.2	.0( .0)	.0	.0
C73 Ghiandola tiroide	17	1.4	.1( .0)	.0	.1	15	1.1	.0( .0)	.0	.0
C74 Ghiandole surrenali	4	.3	.0( .0)	.0	.0	3	.2	.0( .0)	.0	.0
C75 Al.ghiand.endocr.strutt.co	1	.1	.0( .0)	.0	.0	1	.1	.0( .0)	.0	.0
C76 Altre e mal.def.sedi	14	1.1	.0( .0)	.0	.0	13	1.0	.0( .0)	.0	.0
C80 T.m.n.a.s. o n.s.prim.sec.	135	10.8	.4( .1)	.1	.3	117	8.8	.3( .1)	.1	.3
C81 Malattia di Hodgkin	6	.5	.0( .0)	.0	.0	3	.2	.0( .0)	.0	.0
C82 Linfoma follicol.nonHodgki	1	.1	.0( .0)	.0	.0	1	.1	.0( .0)	.0	.0
C83 Linfoma diffuso nonHodgkin	4	.3	.0( .0)	.0	.0	3	.2	.0( .0)	.0	.0
C84 Linfoma perif.cutane.cell.T	1	.1	.0( .0)	.0	.0	0	.0	.0( .0)	.0	.0
C85 Al. n.s.linfomi nonHodgkin	100	8.0	.3( .1)	.1	.3	97	7.3	.3( .1)	.1	.2
C88 Mal.immunoprolifer.maligna	6	.5	.0( .0)	.0	.0	3	.2	.0( .0)	.0	.0
C90 Mieloma multipl.t.m.plasma	69	5.5	.2( .1)	.1	.2	77	5.8	.2( .1)	.0	.2
C91 Leucemia linfoide	75	6.0	.2( .1)	.1	.2	44	3.3	.1( .0)	.0	.1
C92 Leucemia mieloide	84	6.7	.3( .1)	.1	.3	72	5.4	.2( .1)	.1	.2
C93 Leucemia monocitica	2	.2	.0( .0)	.0	.0	2	.2	.0( .0)	.0	.0
C95 Leucemie cell.non specific	24	1.9	.1( .0)	.0	.1	19	1.4	.0( .0)	.0	.0
C96 Al. n.s. t.m.tess.linf.ema	12	1.0	.0( .0)	.0	.0	8	.6	.0( .0)	.0	.0
C00-C99 TUMORI MALIGNI	4665	374.6	14.1( .6)	5.4	12.6	3281	246.4	8.0( .4)	3.7	6.7

INCIDENZA E MORTALITÀ PER CANCRO IN UMBRIA. 2003-2005

TABELLA 69. REGISTRO TUMORI UMBRO DI POPOLAZIONE. 2003-2005.  
ASL n.1 -

Numero dei decessi registrati per tumori maligni, nella popolazione residente, per età e per causa. Maschi.

ICD10	0-	5-	10-	15-	20-	25-	30-	35-	40-	45-	50-	55-	60-	65-	70-	75-	80-	85+	TOTALE
C01 Base della lingua	0	0	0	0	0	0	0	0	0	0	0	0	1	0	0	1	0	0	2
C02 Altre ns parti lingua	0	0	0	0	0	0	0	0	0	0	0	0	0	0	2	0	0	0	2
C04 Pavimento orale	0	0	0	0	0	0	0	0	0	0	0	0	0	1	0	0	0	0	1
C06 Altre ns parti bocca	0	0	0	0	0	0	0	0	0	0	0	0	0	0	0	2	0	0	2
C07 Parotide	0	0	0	0	0	0	0	0	0	0	0	0	0	0	0	2	1	0	3
C09 Tonsille	0	0	0	0	0	0	0	0	0	1	1	0	0	0	0	0	0	0	2
C10 Orofaringe	0	0	0	0	0	0	0	0	0	0	0	0	1	0	1	0	0	0	2
C13 Ipofaringe	0	0	0	0	0	0	0	0	0	0	1	0	0	0	0	0	0	1	2
C14 Al.n.s.sedi lab.cav.or.far	0	0	0	0	0	0	0	0	0	0	1	2	4	0	0	1	0	0	8
C15 Esofago	0	0	0	0	0	0	0	0	0	0	0	2	3	2	2	4	3	1	17
C16 Stomaco	0	0	0	0	0	0	0	0	1	1	4	2	7	8	27	28	14	13	105
C17 Piccolo intestino	0	0	0	0	0	0	0	0	0	0	0	0	0	0	0	0	1	0	1
C18 Colon	0	0	0	0	0	0	0	0	0	2	0	1	4	8	11	18	4	8	56
C19 Giunz.rettosigmoidea	0	0	0	0	0	0	0	0	0	0	0	0	0	0	1	1	1	0	3
C20 Retto	0	0	0	0	0	0	0	1	0	1	0	0	3	3	4	6	4	3	25
C22 Fegato dotti intraepatici	0	0	0	0	0	0	0	0	0	0	0	2	3	10	14	11	10	3	53
C23 Colecisti	0	0	0	0	0	0	0	0	0	0	0	0	1	1	0	0	1	0	3
C24 Al.n.s.parti vie biliari	0	0	0	0	0	0	0	0	0	0	2	0	0	1	1	1	1	3	9
C25 Pancreas	0	0	0	0	0	0	0	0	0	2	0	3	6	3	4	7	6	2	33
C26 Al.mal def.organi digerent	0	0	0	0	0	0	0	0	0	0	0	0	1	0	6	4	4	1	16
C32 Laringe	0	0	0	0	0	0	0	0	0	0	2	1	3	3	2	4	1	1	17
C34 Bronchi e polmoni	0	0	0	0	0	0	0	1	1	3	5	11	13	20	31	31	24	8	148
C38 Cuore mediastino pleura	0	0	0	0	0	0	0	0	0	0	1	0	0	0	1	0	0	0	2
C40 Ossa cart.art.arti	0	0	0	0	0	0	0	0	0	0	0	0	1	0	0	0	0	0	1
C41 Ossa cart.art.altre e ns s	0	0	0	0	0	0	0	0	0	0	0	0	0	0	0	1	0	0	1
C43 Melanoma della pelle	0	0	0	0	0	0	0	0	0	4	0	1	0	0	0	0	1	2	8
C44 Pelle non melanomi	0	0	0	0	0	0	0	0	0	0	0	0	0	1	0	0	1	1	3
C48 Retroperit.peritoneo	0	0	0	0	0	0	0	0	0	0	0	0	1	0	1	0	0	0	2
C49 Tess.connettivo e molle	0	0	0	0	0	0	0	0	0	0	0	0	1	0	0	1	1	2	5
C50 Mammella	0	0	0	0	0	0	0	0	0	0	0	0	1	0	0	0	0	0	1
C60 Pene	0	0	0	0	0	0	0	0	0	0	0	0	0	0	1	0	0	1	2
C61 Prostata	0	0	0	0	0	0	0	0	0	0	1	4	2	3	7	11	21	22	71
C64 Rene eccet.pelvi renale	0	0	0	0	0	0	0	0	0	0	0	0	3	1	2	3	2	1	12
C65 Pelvi renale	0	0	0	0	0	0	0	0	0	0	0	0	1	0	0	0	0	0	1
C66 Uretere	0	0	0	0	0	0	0	0	0	0	0	0	0	0	0	1	0	1	2
C67 Vescica	0	0	0	0	0	0	0	0	0	0	1	1	0	3	4	10	7	7	33
C69 Occhio e annessi	0	0	0	0	0	0	0	0	0	0	0	0	0	0	1	0	0	0	1
C70 Meningi	0	0	0	0	0	0	0	0	0	0	0	0	0	0	0	0	1	0	1
C71 Cervello	0	0	0	0	0	0	0	0	1	0	5	0	3	1	4	4	1	1	20
C72 Midollo spin.nervi cran.al	0	0	0	0	0	0	0	0	0	0	0	0	1	2	0	0	0	0	3
C73 Ghiandola tiroide	0	0	0	0	0	0	0	0	0	0	0	0	0	0	0	0	0	1	1
C74 Ghiandole surrenali	0	0	0	0	0	0	0	0	0	0	0	0	0	0	0	0	0	1	1
C76 Altre e mal.def.sedi	0	0	0	0	0	0	0	0	0	0	1	0	0	0	0	0	0	0	1
C80 T.m.n.a.s. o n.s.prim.sec.	0	0	0	0	0	0	0	0	0	1	1	0	1	0	3	0	2	3	11
C85 Al. n.s.linfomi nonHodgkin	0	0	0	0	0	0	0	0	0	0	1	1	2	3	1	6	2	2	18
C88 Mal.immunoprolifer.maligna	0	0	0	0	0	0	0	0	0	0	0	1	0	0	0	0	0	0	1
C90 Mieloma multipl.t.m.plasma	0	0	0	0	0	0	0	0	0	0	0	0	1	0	0	3	1	1	6
C91 Leucemia linfoide	0	0	0	0	0	0	0	0	0	0	0	1	1	3	0	1	2	2	10
C92 Leucemia mieloide	0	0	0	0	0	0	0	0	1	0	0	0	2	2	0	1	2	0	8
C93 Leucemia monocitica	0	0	0	0	0	0	0	0	0	0	0	0	0	0	0	0	1	0	1
C95 Leucemie cell.non specific	0	0	0	0	0	0	0	0	0	0	1	0	0	0	0	2	1	0	4
C96 Al. n.s. t.m.tess.linf.ema	0	0	0	0	0	0	0	0	0	0	0	0	0	0	2	0	1	0	3
C00-C99 TUMORI MALIGNI	0	0	0	0	0	0	0	2	4	15	27	34	71	79	131	165	124	92	744

INCIDENZA E MORTALITÀ PER CANCRO IN UMBRIA. 2003-2005

TABELLA 70. REGISTRO TUMORI UMBRO DI POPOLAZIONE. 2003-2005.  
ASL n.1 -

Numero dei decessi per tumori maligni, registrati nella popolazione residente, per età e per causa. Femmine.

ICD10	0-	5-	10-	15-	20-	25-	30-	35-	40-	45-	50-	55-	60-	65-	70-	75-	80-	85+	TOTALE
C02 Altre ns parti lingua	0	0	0	0	0	0	0	0	0	0	0	0	1	0	0	0	0	0	1
C15 Esofago	0	0	0	0	0	0	0	0	0	0	0	0	0	0	0	0	0	2	2
C16 Stomaco	0	0	0	0	0	0	0	0	1	0	0	2	4	7	9	14	19	24	80
C17 Piccolo intestino	0	0	0	0	0	0	0	0	0	0	0	0	0	0	0	0	0	1	1
C18 Colon	0	0	0	0	0	0	0	0	0	0	0	0	1	7	7	21	10	13	59
C19 Giunz.rettoSIGMOIDEA	0	0	0	0	0	0	0	0	0	0	0	0	0	0	1	0	0	0	1
C20 Retto	0	0	0	0	0	0	0	0	0	0	0	0	0	0	3	2	2	2	9
C21 Ano e canale anale	0	0	0	0	0	0	0	0	0	0	1	0	0	0	0	0	0	0	1
C22 Fegato dotti intraepatici	0	0	0	0	0	0	0	0	1	0	1	0	4	1	6	1	6	3	23
C23 Colecisti	0	0	0	0	0	0	0	0	0	0	0	0	0	0	2	1	1	4	4
C24 Al.n.s.parti vie biliari	0	0	0	0	0	0	0	0	0	0	0	0	0	0	3	1	4	8	8
C25 Pancreas	0	0	0	0	0	0	0	0	0	0	2	6	5	3	10	8	4	4	38
C26 Al.mal def.organi digerent	0	0	0	0	0	0	0	0	0	0	0	0	1	2	1	2	3	9	9
C34 Bronchi e polmoni	0	0	0	0	0	0	0	0	0	2	2	2	2	0	4	6	3	4	23
C38 Cuore mediastino pleura	0	0	0	0	0	0	0	0	0	0	0	0	1	0	0	0	0	1	1
C40 Ossa cart.art.arti	0	0	0	0	0	0	0	0	0	0	1	0	0	0	0	0	0	0	1
C43 Melanoma della pelle	0	0	0	0	0	0	0	0	0	1	2	0	0	1	1	0	0	0	5
C44 Pelle non melanomi	0	0	0	0	0	0	0	0	1	1	0	0	0	0	1	0	0	0	3
C45 Mesotelioma	0	0	0	0	0	0	0	0	0	0	0	1	0	0	0	0	0	0	1
C48 Retroperit.peritoneo	0	0	0	0	0	0	0	0	0	1	0	0	0	0	0	0	0	1	2
C49 Tess.connettivo e molle	0	0	0	0	0	0	0	0	0	0	0	0	0	0	1	0	0	1	2
C50 Mammella	0	0	0	0	0	0	0	1	4	3	5	3	3	12	5	11	11	58	58
C51 Vulva	0	0	0	0	0	0	0	0	0	0	0	0	1	0	1	0	2	4	4
C52 Vagina	0	0	0	0	0	0	0	0	0	0	0	0	0	1	0	0	1	2	2
C53 Collo dell'utero	0	0	0	0	0	0	0	0	0	0	0	0	0	2	1	0	0	3	3
C54 Corpo dell'utero	0	0	0	0	0	0	0	0	0	1	0	0	0	0	0	0	0	1	1
C55 Utero n.s.	0	0	0	0	0	0	0	0	1	0	0	1	1	0	2	1	4	10	10
C56 Ovaio	0	0	0	0	0	1	0	0	0	0	1	0	1	8	4	3	3	21	21
C57 Al.n.s.org.genit.femminili	0	0	0	0	0	0	0	0	0	0	0	0	0	1	0	0	0	1	1
C64 Rene eccet.pelvi renale	0	0	0	0	0	0	0	0	0	0	0	0	2	0	2	4	2	10	10
C67 Vescica	0	0	0	0	0	0	0	0	0	0	0	0	1	1	0	1	4	7	7
C70 Meningi	0	0	0	0	0	0	0	0	0	0	0	0	0	0	0	1	0	1	1
C71 Cervello	0	0	0	0	0	0	0	1	0	0	2	2	0	3	5	3	2	18	18
C73 Ghiandola tiroide	0	0	0	0	0	0	0	0	0	0	0	0	1	2	1	0	2	6	6
C75 Al.ghiand.endocr.strutt.co	0	0	0	0	0	0	0	0	0	0	0	0	0	0	1	0	0	1	1
C76 Altre e mal.def.sedi	0	0	0	0	0	0	0	0	0	0	0	0	1	0	0	0	0	1	1
C80 T.m.n.a.s. o n.s.prim.sec.	0	0	0	0	0	1	1	0	0	0	0	0	0	1	1	2	1	7	7
C85 Al. n.s.linfomi nonHodgkin	0	0	0	0	0	0	0	0	0	0	0	2	4	0	2	7	2	17	17
C90 Mieloma multipl.t.m.plasma	0	0	0	0	0	0	0	0	0	0	0	1	0	1	2	0	0	4	4
C91 Leucemia linfoide	0	0	0	0	0	0	0	0	0	0	0	0	1	2	1	2	6	6	6
C92 Leucemia mieloide	0	0	0	0	0	0	0	0	0	1	1	0	0	3	2	2	3	12	12
C93 Leucemia monocitica	0	0	0	0	0	0	0	0	0	0	0	0	0	0	1	0	1	0	1
C95 Leucemie cell.non specific	0	0	0	0	1	0	0	0	0	0	0	0	1	0	1	3	6	6	6
C96 Al. n.s. t.m.tess.linf.ema	0	0	0	0	0	0	0	0	0	0	0	0	0	0	1	0	1	2	2
C00-C99 TUMORI MALIGNI	0	0	0	0	0	1	2	1	5	6	10	19	28	37	74	94	90	106	473

INCIDENZA E MORTALITÀ PER CANCRO IN UMBRIA. 2003-2005

TABELLA 71. REGISTRO TUMORI UMBRO DI POPOLAZIONE. 2003-2005.  
ASL n.1 -

Tassi annui di mortalità per tumori maligni, per 100.000 residenti, per età e per causa. Maschi.

ICD10	0-14	15-	20-	25-	30-	35-	40-	45-	50-	55-	60-	65-	70-	75-	80-	85+	0-74
C01 Base della lingua	.0	.0	.0	.0	.0	.0	.0	.0	.0	.0	9.4	.0	.0	12.6	.0	.0	.6
C02 Altre ns parti lingua	.0	.0	.0	.0	.0	.0	.0	.0	.0	.0	.0	.0	.0	25.3	.0	.0	.0
C04 Pavimento orale	.0	.0	.0	.0	.0	.0	.0	.0	.0	.0	.0	8.8	.0	.0	.0	.0	.6
C06 Altre ns parti bocca	.0	.0	.0	.0	.0	.0	.0	.0	.0	.0	.0	.0	.0	.0	35.0	.0	.0
C07 Parotide	.0	.0	.0	.0	.0	.0	.0	.0	.0	.0	.0	.0	.0	25.3	17.5	.0	.0
C09 Tonsille	.0	.0	.0	.0	.0	.0	.0	7.5	7.6	.0	.0	.0	.0	.0	.0	.0	1.1
C10 Orofaringe	.0	.0	.0	.0	.0	.0	.0	.0	.0	.0	9.4	.0	9.8	.0	.0	.0	1.1
C13 Ipofaringe	.0	.0	.0	.0	.0	.0	.0	.0	.0	7.8	.0	.0	.0	.0	.0	33.3	.6
C14 Al.n.s.sedi lab.cav.or.far	.0	.0	.0	.0	.0	.0	.0	.0	7.6	15.7	37.8	.0	.0	12.6	.0	.0	4.0
C15 Esofago	.0	.0	.0	.0	.0	.0	.0	.0	.0	15.7	28.3	17.7	19.6	50.6	52.5	33.3	5.2
C16 Stomaco	.0	.0	.0	.0	.0	.0	6.7	7.5	30.6	15.7	66.2	71.1	265.0	354.2	245.0	432.9	28.7
C17 Piccolo intestino	.0	.0	.0	.0	.0	.0	.0	.0	.0	.0	.0	.0	.0	.0	17.5	.0	.0
C18 Colon	.0	.0	.0	.0	.0	.0	.0	15.0	.0	7.8	37.8	71.1	108.0	227.7	70.0	266.4	14.9
C19 Giunz.rettoSIGMOIDEA	.0	.0	.0	.0	.0	.0	.0	.0	.0	.0	.0	.0	9.8	12.6	17.5	.0	.6
C20 Retto	.0	.0	.0	.0	.0	6.5	.0	7.5	.0	.0	28.3	26.6	39.2	75.9	70.0	99.9	6.9
C22 Fegato dotti intraepatici	.0	.0	.0	.0	.0	.0	.0	.0	.0	15.7	28.3	88.9	137.4	139.1	175.0	99.9	16.6
C23 Colecisti	.0	.0	.0	.0	.0	.0	.0	.0	.0	.0	9.4	8.8	.0	.0	17.5	.0	1.1
C24 Al.n.s.parti vie biliari	.0	.0	.0	.0	.0	.0	.0	.0	15.3	.0	.0	8.8	9.8	12.6	17.5	99.9	2.3
C25 Pancreas	.0	.0	.0	.0	.0	.0	.0	15.0	.0	23.6	56.7	26.6	39.2	88.5	105.0	66.6	10.3
C26 Al.mal def.organi digerent	.0	.0	.0	.0	.0	.0	.0	.0	.0	.0	9.4	.0	58.9	50.6	70.0	33.3	4.0
C32 Laringe	.0	.0	.0	.0	.0	.0	.0	.0	15.3	7.8	28.3	26.6	19.6	50.6	17.5	33.3	6.3
C34 Bronchi e polmoni	.0	.0	.0	.0	.0	6.5	6.7	22.4	38.2	86.7	122.9	177.8	304.3	392.1	420.1	266.4	48.8
C38 Cuore mediastino pleura	.0	.0	.0	.0	.0	.0	.0	.0	7.6	.0	.0	.0	9.8	.0	.0	.0	1.1
C40 Ossa cart.art.arti	.0	.0	.0	.0	.0	.0	.0	.0	.0	.0	9.4	.0	.0	.0	.0	.0	.6
C41 Ossa cart.art.altre e ns s	.0	.0	.0	.0	.0	.0	.0	.0	.0	.0	.0	.0	.0	12.6	.0	.0	.0
C43 Melanoma della pelle	.0	.0	.0	.0	.0	.0	.0	29.9	.0	7.8	.0	.0	.0	.0	17.5	66.6	2.9
C44 Pelle non melanomi	.0	.0	.0	.0	.0	.0	.0	.0	.0	.0	.0	8.8	.0	.0	17.5	33.3	.6
C48 Retroperit.peritoneo	.0	.0	.0	.0	.0	.0	.0	.0	.0	.0	9.4	.0	9.8	.0	.0	.0	1.1
C49 Tess.connettivo e molle	.0	.0	.0	.0	.0	.0	.0	.0	.0	.0	9.4	.0	.0	12.6	17.5	66.6	.6
C50 Mammella	.0	.0	.0	.0	.0	.0	.0	.0	.0	.0	9.4	.0	.0	.0	.0	.0	.6
C60 Pene	.0	.0	.0	.0	.0	.0	.0	.0	.0	.0	.0	.0	9.8	.0	.0	33.3	.6
C61 Prostata	.0	.0	.0	.0	.0	.0	.0	.0	7.6	31.5	18.9	26.6	68.7	139.1	367.6	732.6	9.8
C64 Rene eccet.pelvi renale	.0	.0	.0	.0	.0	.0	.0	.0	.0	.0	28.3	8.8	19.6	37.9	35.0	33.3	3.4
C65 Pelvi renale	.0	.0	.0	.0	.0	.0	.0	.0	.0	.0	9.4	.0	.0	.0	.0	.0	.6
C66 Uretere	.0	.0	.0	.0	.0	.0	.0	.0	.0	.0	.0	.0	.0	12.6	.0	33.3	.0
C67 Vescica	.0	.0	.0	.0	.0	.0	.0	.0	7.6	7.8	.0	26.6	39.2	126.5	122.5	233.1	5.2
C69 Occhio e annessi	.0	.0	.0	.0	.0	.0	.0	.0	.0	.0	.0	.0	9.8	.0	.0	.0	.6
C70 Meningi	.0	.0	.0	.0	.0	.0	.0	.0	.0	.0	.0	.0	.0	.0	17.5	.0	.0
C71 Cervello	.0	.0	.0	.0	.0	.0	6.7	.0	38.2	.0	28.3	8.8	39.2	50.6	17.5	33.3	8.0
C72 Midollo spin.nervi cran.al	.0	.0	.0	.0	.0	.0	.0	.0	.0	.0	9.4	17.7	.0	.0	.0	.0	1.7
C73 Ghiandola tiroide	.0	.0	.0	.0	.0	.0	.0	.0	.0	.0	.0	.0	.0	.0	.0	33.3	.0
C74 Ghiandole surrenali	.0	.0	.0	.0	.0	.0	.0	.0	.0	.0	.0	.0	.0	.0	.0	33.3	.0
C76 Altre e mal.def.sedi	.0	.0	.0	.0	.0	.0	.0	.0	7.6	.0	.0	.0	.0	.0	.0	.0	.6
C80 T.m.n.a.s. o n.s.prim.sec.	.0	.0	.0	.0	.0	.0	.0	7.5	7.6	.0	9.4	.0	29.4	.0	35.0	99.9	3.4
C85 Al. n.s.linfomi nonHodgkin	.0	.0	.0	.0	.0	.0	.0	.0	7.6	7.8	18.9	26.6	9.8	75.9	35.0	66.6	4.6
C88 Mal.immunoprolifer.maligna	.0	.0	.0	.0	.0	.0	.0	.0	.0	7.8	.0	.0	.0	.0	.0	.0	.6
C90 Mieloma multipl.t.m.plasma	.0	.0	.0	.0	.0	.0	.0	.0	.0	.0	9.4	.0	.0	37.9	17.5	33.3	.6
C91 Leucemia linfoide	.0	.0	.0	.0	.0	.0	.0	.0	.0	7.8	9.4	26.6	.0	12.6	35.0	66.6	2.9
C92 Leucemia mieloide	.0	.0	.0	.0	.0	.0	6.7	.0	.0	.0	18.9	17.7	.0	12.6	35.0	.0	2.9
C93 Leucemia monocitica	.0	.0	.0	.0	.0	.0	.0	.0	.0	.0	.0	.0	.0	.0	17.5	.0	.0
C95 Leucemie cell.non specific	.0	.0	.0	.0	.0	.0	.0	.0	7.6	.0	.0	.0	.0	25.3	17.5	.0	.6
C96 Al. n.s. t.m.tess.linf.ema	.0	.0	.0	.0	.0	.0	.0	.0	.0	.0	.0	.0	19.6	.0	17.5	.0	1.1
C00-C99 TUMORI MALIGNI	.0	.0	.0	.0	.0	13.1	26.8	112.2	206.3	268.0	671.5	702.5	1286.2	2087.2	2170.8	3063.6	208.3



INCIDENZA E MORTALITÀ PER CANCRO IN UMBRIA. 2003-2005

TABELLA 72. REGISTRO TUMORI UMBRO DI POPOLAZIONE. 2003-2005.  
ASL n.1 -

Tassi annui di mortalità per tumori maligni, per 100.000 residenti, per età e per causa. Femmine.

ICD10	0-14	15-	20-	25-	30-	35-	40-	45-	50-	55-	60-	65-	70-	75-	80-	85+	0-74
C02 Altre ns parti lingua	.0	.0	.0	.0	.0	.0	.0	.0	.0	.0	9.0	.0	.0	.0	.0	.0	.6
C15 Esofago	.0	.0	.0	.0	.0	.0	.0	.0	.0	.0	.0	.0	.0	.0	.0	29.3	.0
C16 Stomaco	.0	.0	.0	.0	.0	.0	6.8	.0	.0	15.9	35.9	55.8	74.9	125.6	200.4	352.0	13.2
C17 Piccolo intestino	.0	.0	.0	.0	.0	.0	.0	.0	.0	.0	.0	.0	.0	.0	.0	.0	14.7
C18 Colon	.0	.0	.0	.0	.0	.0	.0	.0	.0	.0	9.0	55.8	58.2	188.4	105.5	190.6	8.6
C19 Giunz.retto sigmoidea	.0	.0	.0	.0	.0	.0	.0	.0	.0	.0	.0	.0	.0	9.0	.0	.0	.0
C20 Retto	.0	.0	.0	.0	.0	.0	.0	.0	.0	.0	.0	.0	25.0	17.9	21.1	29.3	1.7
C21 Ano e canale anale	.0	.0	.0	.0	.0	.0	.0	.0	.0	8.0	.0	.0	.0	.0	.0	.0	.6
C22 Fegato dotti intraepatici	.0	.0	.0	.0	.0	.0	6.8	.0	8.1	.0	35.9	8.0	49.9	9.0	63.3	44.0	7.5
C23 Colecisti	.0	.0	.0	.0	.0	.0	.0	.0	.0	.0	.0	.0	.0	17.9	10.5	14.7	.0
C24 Al.n.s.parti vie biliari	.0	.0	.0	.0	.0	.0	.0	.0	.0	.0	.0	.0	.0	26.9	10.5	58.7	.0
C25 Pancreas	.0	.0	.0	.0	.0	.0	.0	.0	.0	15.9	53.8	39.9	25.0	89.7	84.4	58.7	9.2
C26 Al.mal def.organi digerent	.0	.0	.0	.0	.0	.0	.0	.0	.0	.0	.0	8.0	16.6	9.0	21.1	44.0	1.7
C34 Bronchi e polmoni	.0	.0	.0	.0	.0	.0	.0	.0	16.1	15.9	17.9	.0	33.3	53.8	31.6	58.7	5.8
C38 Cuore mediastino pleura	.0	.0	.0	.0	.0	.0	.0	.0	.0	.0	.0	8.0	.0	.0	.0	.0	.6
C40 Ossa cart.art.arti	.0	.0	.0	.0	.0	.0	.0	.0	.0	8.0	.0	.0	.0	.0	.0	.0	.6
C43 Melanoma della pelle	.0	.0	.0	.0	.0	.0	.0	.0	8.1	15.9	.0	.0	8.3	9.0	.0	.0	2.3
C44 Pelle non melanomi	.0	.0	.0	.0	.0	.0	6.8	7.4	.0	.0	.0	.0	8.3	.0	.0	.0	1.7
C45 Mesotelioma	.0	.0	.0	.0	.0	.0	.0	.0	.0	.0	9.0	.0	.0	.0	.0	.0	.6
C48 Retroperit.peritoneo	.0	.0	.0	.0	.0	.0	.0	.0	8.1	.0	.0	.0	.0	.0	.0	14.7	.6
C49 Tess.connettivo e molle	.0	.0	.0	.0	.0	.0	.0	.0	.0	.0	.0	.0	8.3	.0	.0	14.7	.6
C50 Mammella	.0	.0	.0	.0	.0	.0	6.8	29.7	24.2	39.8	26.9	23.9	99.8	44.9	116.0	161.3	17.8
C51 Vulva	.0	.0	.0	.0	.0	.0	.0	.0	.0	.0	.0	8.0	.0	9.0	.0	29.3	.6
C52 Vagina	.0	.0	.0	.0	.0	.0	.0	.0	.0	.0	.0	.0	8.3	.0	.0	14.7	.6
C53 Collo dell'utero	.0	.0	.0	.0	.0	.0	.0	.0	.0	.0	.0	.0	16.6	9.0	.0	.0	1.2
C54 Corpo dell'utero	.0	.0	.0	.0	.0	.0	.0	.0	8.1	.0	.0	.0	.0	.0	.0	.0	.6
C55 Utero n.s.	.0	.0	.0	.0	.0	.0	.0	7.4	.0	.0	9.0	8.0	.0	17.9	10.5	58.7	1.7
C56 Ovaio	.0	.0	.0	.0	7.1	.0	.0	.0	.0	8.0	.0	8.0	66.6	35.9	31.6	44.0	6.3
C57 Al.n.s.org.genit.femminili	.0	.0	.0	.0	.0	.0	.0	.0	.0	.0	.0	.0	8.3	.0	.0	.0	.6
C64 Rene eccet.pelvi renale	.0	.0	.0	.0	.0	.0	.0	.0	.0	.0	.0	15.9	.0	17.9	42.2	29.3	1.2
C67 Vescica	.0	.0	.0	.0	.0	.0	.0	.0	.0	.0	.0	8.0	8.3	.0	10.5	58.7	1.2
C70 Meningi	.0	.0	.0	.0	.0	.0	.0	.0	.0	.0	.0	.0	.0	.0	10.5	.0	.0
C71 Cervello	.0	.0	.0	.0	.0	.0	6.8	.0	.0	15.9	17.9	.0	25.0	44.9	31.6	29.3	4.6
C73 Ghiandola tiroide	.0	.0	.0	.0	.0	.0	.0	.0	.0	.0	.0	8.0	16.6	9.0	.0	29.3	1.7
C75 Al.ghiand.endocr.strutt.co	.0	.0	.0	.0	.0	.0	.0	.0	.0	.0	.0	.0	.0	9.0	.0	.0	.0
C76 Altre e mal.def.sedi	.0	.0	.0	.0	.0	.0	.0	.0	.0	.0	.0	8.0	.0	.0	.0	.0	.6
C80 T.m.n.a.s. o n.s.prim.sec.	.0	.0	.0	.0	7.1	6.7	.0	.0	.0	.0	.0	.0	8.3	9.0	21.1	14.7	1.7
C85 Al. n.s.linfomi nonHodgkin	.0	.0	.0	.0	.0	.0	.0	.0	.0	.0	17.9	31.9	.0	17.9	73.8	29.3	3.5
C90 Mieloma multipl.t.m.plasma	.0	.0	.0	.0	.0	.0	.0	.0	.0	.0	9.0	.0	8.3	17.9	.0	.0	1.2
C91 Leucemia linfoide	.0	.0	.0	.0	.0	.0	.0	.0	.0	.0	.0	.0	8.3	17.9	10.5	29.3	.6
C92 Leucemia mieloide	.0	.0	.0	.0	.0	.0	.0	.0	8.1	8.0	.0	.0	25.0	17.9	21.1	44.0	2.9
C93 Leucemia monocitica	.0	.0	.0	.0	.0	.0	.0	.0	.0	.0	.0	.0	.0	.0	10.5	.0	.0
C95 Leucemie cell.non specific	.0	.0	.0	7.9	.0	.0	.0	.0	.0	.0	.0	.0	8.3	.0	10.5	44.0	1.2
C96 Al. n.s. t.m.tess.linf.ema	.0	.0	.0	.0	.0	.0	.0	.0	.0	.0	.0	.0	.0	9.0	.0	14.7	.0
C00-C99 TUMORI MALIGNI	.0	.0	.0	7.9	14.2	6.7	33.8	44.6	80.7	151.2	251.2	294.9	615.6	843.2	949.4	1554.5	105.3

**INCIDENZA E MORTALITÀ PER CANCRO IN UMBRIA. 2003-2005**

TABELLA 73. REGISTRO TUMORI UMBRO DI POPOLAZIONE. 2003-2005.  
ASL n.1 -

Tassi annui standardizzati (pop. 1991) di mortalità per tumori maligni, per 100.000 residenti, per causa.

ICD10	MASCHI						FEMMINE					
	TUTTE LE ETA'			0-74			TUTTE LE ETA'			0-74		
	popolazione	----tassi standardizzati----	popolazione	----tassi standardizzati----	popolazione	----tassi standardizzati----	popolazione	----tassi standardizzati----	popolazione	----tassi standardizzati----	popolazione	----tassi standardizzati----
	Umbra ( e.s.)	Italiana	Mond.	Umbra	Italiana	Mond.	Umbra ( e.s.)	Italiana	Mond.	Umbra	Italiana	Mond.
C01 Base della lingua	1.1 ( 1.4)	1.0	.5	.7	.6	.4	.0 ( .0)	.0	.0	.0	.0	.0
C02 Altre ns parti lingua	1.0 ( 1.2)	.8	.3	.0	.0	.0	.6 ( 1.0)	.5	.4	.6	.6	.4
C04 Pavimento orale	.6 ( 1.0)	.5	.3	.6	.5	.3	.0 ( .0)	.0	.0	.0	.0	.0
C06 Altre ns parti bocca	.9 ( 1.0)	.8	.2	.0	.0	.0	.0 ( .0)	.0	.0	.0	.0	.0
C07 Parotide	1.4 ( 1.4)	1.2	.3	.0	.0	.0	.0 ( .0)	.0	.0	.0	.0	.0
C09 Tonsille	1.0 ( 1.2)	.9	.8	1.1	1.0	.8	.0 ( .0)	.0	.0	.0	.0	.0
C10 Orofaringe	1.1 ( 1.3)	.9	.6	1.1	.9	.6	.0 ( .0)	.0	.0	.0	.0	.0
C13 Ipopofaringe	.9 ( 1.2)	.9	.5	.5	.5	.3	.0 ( .0)	.0	.0	.0	.0	.0
C14 Al.n.s.sedi lab.cav.or.far	4.5 ( 2.8)	4.0	2.7	4.3	3.9	2.6	.0 ( .0)	.0	.0	.0	.0	.0
C15 Esofago	8.6 ( 3.6)	7.4	3.6	5.3	4.5	2.7	.4 ( .5)	.4	.1	.0	.0	.0
C16 Stomaco	49.9 ( 8.5)	42.7	20.0	26.6	21.8	13.4	25.1 ( 5.2)	22.0	9.7	11.6	9.6	5.8
C17 Piccolo intestino	.4 ( .7)	.4	.1	.0	.0	.0	.2 ( .3)	.2	.1	.0	.0	.0
C18 Colon	27.2 ( 6.4)	23.3	11.0	14.4	11.7	7.2	19.1 ( 4.5)	16.3	6.6	7.3	5.8	3.3
C19 Giunz.rettosigmoidea	1.3 ( 1.3)	1.1	.4	.5	.4	.2	.3 ( .6)	.3	.1	.0	.0	.0
C20 Retto	12.2 ( 4.3)	10.5	5.2	6.7	5.6	3.6	2.7 ( 1.6)	2.3	.9	1.2	.9	.5
C21 Ano e canale anale	.0 ( .0)	.0	.0	.0	.0	.0	.5 ( .9)	.5	.3	.5	.5	.3
C22 Fegato dotti intraepatici	25.6 ( 6.1)	21.5	9.9	15.9	12.8	7.3	8.6 ( 3.3)	7.4	4.1	6.6	5.5	3.6
C23 Colecisti	1.6 ( 1.6)	1.4	.7	1.3	1.1	.7	1.1 ( 1.0)	1.0	.3	.0	.0	.0
C24 Al.n.s.parti vie biliari	4.3 ( 2.5)	3.9	1.9	2.2	1.9	1.3	2.1 ( 1.3)	1.9	.6	.0	.0	.0
C25 Pancreas	16.5 ( 5.0)	14.3	7.4	10.4	8.9	5.8	14.5 ( 4.3)	12.5	6.1	8.9	7.5	4.6
C26 Al.mal def.organi digerent	7.3 ( 3.2)	6.1	2.6	3.5	2.7	1.6	2.7 ( 1.6)	2.3	1.0	1.3	1.1	.6
C32 Laringe	8.8 ( 3.7)	7.6	4.2	6.5	5.5	3.5	.0 ( .0)	.0	.0	.0	.0	.0
C34 Bronchi e polmoni	72.2 ( 10.4)	61.8	31.2	47.0	39.2	24.3	8.4 ( 3.2)	7.3	3.8	5.1	4.4	2.9
C38 Cuore mediastino pleura	.9 ( 1.2)	.8	.6	1.0	.9	.6	.5 ( .9)	.4	.2	.6	.5	.2
C40 Ossa cart.art.arti	.6 ( 1.1)	.5	.4	.7	.6	.4	.5 ( .9)	.5	.3	.5	.5	.3
C41 Ossa cart.art.altre e ns s	.5 ( .8)	.4	.1	.0	.0	.0	.0 ( .0)	.0	.0	.0	.0	.0
C43 Melanoma della pelle	3.7 ( 2.2)	3.5	2.5	2.6	2.4	2.2	2.3 ( 1.8)	2.0	1.3	2.1	1.9	1.2
C44 Pelle non melanomi	1.4 ( 1.5)	1.3	.5	.6	.5	.3	1.3 ( 1.3)	1.2	1.0	1.4	1.3	1.0
C45 Mesotelioma	.0 ( .0)	.0	.0	.0	.0	.0	.6 ( 1.0)	.5	.4	.6	.6	.4
C48 Retroperit.peritoneo	1.1 ( 1.3)	.9	.6	1.1	.9	.6	.7 ( 1.0)	.7	.5	.6	.6	.4
C49 Tess.connettivo e molle	2.4 ( 1.9)	2.2	.9	.7	.6	.4	.6 ( .7)	.5	.2	.4	.3	.2
C50 Mammella	.6 ( 1.1)	.5	.4	.7	.6	.4	20.9 ( 5.0)	18.4	10.6	15.4	13.2	9.0
C51 Vulva	.0 ( .0)	.0	.0	.0	.0	.0	1.2 ( 1.2)	1.1	.5	.6	.5	.2
C52 Vagina	.0 ( .0)	.0	.0	.0	.0	.0	.6 ( .7)	.5	.2	.4	.3	.2
C53 Collo dell'utero	.0 ( .0)	.0	.0	.0	.0	.0	1.1 ( 1.1)	.8	.4	.8	.6	.3
C54 Corpo dell'utero	.0 ( .0)	.0	.0	.0	.0	.0	.5 ( .9)	.5	.4	.6	.6	.4
C55 Utero n.s.	.0 ( .0)	.0	.0	.0	.0	.0	3.3 ( 2.0)	3.0	1.6	1.7	1.5	1.1
C56 Ovaio	.0 ( .0)	.0	.0	.0	.0	.0	7.2 ( 2.8)	6.1	3.1	4.8	3.9	2.4
C57 Al.n.s.org.genit.femminili	.0 ( .0)	.0	.0	.0	.0	.0	.4 ( .6)	.3	.2	.4	.3	.2
C60 Pene	.9 ( 1.1)	.8	.4	.5	.4	.2	.0 ( .0)	.0	.0	.0	.0	.0
C61 Prostata	32.4 ( 6.7)	29.2	11.5	9.2	7.7	4.7	.0 ( .0)	.0	.0	.0	.0	.0
C64 Rene eccet.pelvi renale	6.1 ( 3.1)	5.2	2.5	3.6	3.0	1.8	3.1 ( 1.8)	2.7	1.0	1.1	.9	.5
C65 Pelvi renale	.6 ( 1.1)	.5	.4	.7	.6	.4	.0 ( .0)	.0	.0	.0	.0	.0
C66 Uretere	.9 ( 1.1)	.8	.3	.0	.0	.0	.0 ( .0)	.0	.0	.0	.0	.0
C67 Vescica	15.4 ( 4.7)	13.5	5.3	4.8	4.0	2.3	1.9 ( 1.4)	1.7	.8	1.0	.8	.4
C69 Occhio e annessi	.4 ( .7)	.3	.2	.5	.4	.2	.0 ( .0)	.0	.0	.0	.0	.0
C70 Meningi	.4 ( .7)	.4	.1	.0	.0	.0	.3 ( .4)	.2	.1	.0	.0	.0
C71 Cervello	10.0 ( 3.9)	8.8	5.3	7.8	6.8	4.6	6.6 ( 2.8)	5.8	3.0	4.1	3.5	2.3
C72 Midollo spin.nervi cran.al	1.8 ( 1.8)	1.5	.9	1.9	1.6	.9	.0 ( .0)	.0	.0	.0	.0	.0
C73 Ghiandola tiroide	.4 ( .8)	.4	.2	.0	.0	.0	2.0 ( 1.5)	1.7	.8	1.3	1.1	.6
C74 Ghiandole surrenali	.4 ( .8)	.4	.2	.0	.0	.0	.0 ( .0)	.0	.0	.0	.0	.0
C75 Al.ghiand.endocr.strutt.co	.0 ( .0)	.0	.0	.0	.0	.0	.3 ( .6)	.3	.1	.0	.0	.0
C76 Altre e mal.def.sedi	.5 ( .9)	.5	.4	.6	.5	.4	.5 ( .9)	.4	.2	.6	.5	.2
C80 T.m.n.a.s. o n.s.prim.sec.	5.1 ( 2.7)	4.5	2.5	3.1	2.7	1.8	2.4 ( 1.6)	2.2	1.3	1.4	1.3	1.0
C85 Al. n.s.linfomi nonHodgkin	9.1 ( 3.7)	7.9	3.7	4.8	4.1	2.5	6.1 ( 2.8)	5.3	2.4	3.5	2.9	1.7
C88 Mal.immunoprolifer.maligna	.5 ( .9)	.5	.3	.5	.5	.3	.0 ( .0)	.0	.0	.0	.0	.0
C90 Mieloma multipl.t.m.plasma	2.9 ( 2.1)	2.6	1.0	.7	.6	.4	1.6 ( 1.5)	1.4	.7	1.0	.9	.5
C91 Leucemia linfoide	5.1 ( 2.8)	4.5	2.1	3.1	2.6	1.5	1.7 ( 1.2)	1.5	.5	.4	.3	.2
C92 Leucemia mieloide	4.2 ( 2.6)	3.7	2.0	3.1	2.7	1.7	3.9 ( 2.1)	3.4	1.7	2.3	2.0	1.2
C93 Leucemia monocitica	.4 ( .7)	.4	.1	.0	.0	.0	.3 ( .4)	.2	.1	.0	.0	.0
C95 Leucemie cell.non specific	1.9 ( 1.7)	1.7	.7	.6	.5	.4	1.8 ( 1.4)	1.7	1.1	1.0	1.0	.8
C96 Al. n.s. t.m.tess.linf.ema	1.3 ( 1.3)	1.0	.5	.9	.7	.4	.5 ( .7)	.5	.2	.0	.0	.0
C00-C99 TUMORI MALIGNI	360.3 ( 23.1)	312.5	150.9	202.4	169.2	105.9	160.9 ( 13.6)	140.3	68.8	91.9	77.3	48.9

**INCIDENZA E MORTALITÀ PER CANCRO IN UMBRIA. 2003-2005**

TABELLA 74. REGISTRO TUMORI UMBRO DI POPOLAZIONE. 2003-2005.  
ASL n.1 -

Numero dei decessi per tumori maligni, tasso grezzo di mortalità e tassi standard. di Anni di Vita Potenziale Persi (YPLL) per 100.000 resid., per causa.

ICD10	MASCHI				FEMMINE			
	-numero di YPLL-		-tassi standard. YPLL-		-numero di YPLL-		-tassi standard. YPLL-	
	<65 anni	<75 anni	<65 anni	<75 anni	<65 anni	<75 anni	<65 anni	<75 anni
C01 Base della lingua	3	12	1.6	7.3	0	0	.0	.0
C04 Pavimento orale	0	7	.0	3.8	0	0	.0	.0
C09 Tonsille	30	50	16.6	25.2	0	0	.0	.0
C10 Orofaringe	3	15	1.6	8.2	0	0	.0	.0
C13 Ipofaringe	8	17	4.1	8.8	0	0	.0	.0
C14 Al.n.s.sedi lab.cav.or.far	38	107	22.0	58.7	0	0	.0	.0
C15 Esofago	23	92	13.1	48.9	0	0	.0	.0
C16 Stomaco	123	400	70.3	199.8	48	192	26.9	92.3
C18 Colon	53	210	29.3	104.8	3	82	1.5	35.9
C19 Giunz.rettosigmoidea	0	2	.0	.9	0	0	.0	.0
C20 Retto	53	135	28.4	67.8	0	7	.0	2.2
C22 Fegato dotti intraepatici	23	182	13.1	89.7	45	127	26.2	64.5
C23 Colecisti	3	20	1.6	11.1	0	0	.0	.0
C24 Al.n.s.parti vie biliari	25	55	14.5	28.3	0	0	.0	.0
C25 Pancreas	73	215	40.8	111.9	30	155	17.6	78.6
C26 Al.mal def.organi digerent	3	27	1.6	12.6	0	12	.0	4.9
C32 Laringe	40	127	23.5	67.6	0	0	.0	.0
C34 Bronchi e polmoni	280	847	157.4	427.8	45	115	26.7	59.6
C38 Cuore mediastino pleura	13	25	7.2	12.7	0	7	.0	3.4
C40 Ossa cart.art.arti	3	12	1.6	7.3	8	17	4.2	8.8
C43 Melanoma della pelle	78	127	41.6	62.2	28	60	16.0	30.9
C44 Pelle non melanomi	0	7	.0	3.8	40	62	21.7	30.3
C48 Retroperit.peritoneo	3	15	1.6	8.2	13	22	7.7	12.5
C49 Tess.connettivo e molle	3	12	1.6	7.3	0	2	.0	.7
C50 Mammella	3	12	1.6	7.3	175	387	98.1	191.1
C60 Pene	0	2	.0	.9	0	0	.0	.0
C61 Prostata	48	157	27.0	79.1	0	0	.0	.0
C64 Rene eccet.pelvi renale	8	50	4.9	27.6	0	15	.0	6.8
C65 Pelvi renale	3	12	1.6	7.3	0	0	.0	.0
C67 Vescica	20	72	11.4	35.5	0	10	.0	4.1
C69 Occhio e annessi	0	2	.0	.9	0	0	.0	.0
C71 Cervello	93	200	53.4	104.6	43	100	23.8	50.1
C72 Midollo spin.nervi cran.al	3	27	1.6	14.9	0	0	.0	.0
C76 Altre e mal.def.sedi	13	22	7.2	11.8	0	7	.0	3.4
C80 T.m.n.a.s. o n.s.prim.sec.	33	70	18.2	35.2	60	82	34.4	42.3
C85 Al. n.s.linfomi nonHodgkin	25	90	14.6	47.5	5	55	3.1	27.5
C88 Mal.immunoprolifer.maligna	8	17	4.1	8.8	0	0	.0	.0
C90 Mieloma multipl.t.m.plasma	3	12	1.6	7.3	3	15	1.5	7.7
C91 Leucemia linfoide	10	52	5.8	27.5	0	2	.0	.7
C92 Leucemia mieloide	28	72	15.6	38.4	20	47	11.8	23.6
C95 Leucemie cell.non specific	13	22	7.2	11.8	38	50	28.6	33.6
C96 Al. n.s. t.m.tess.linf.ema	0	5	.0	1.8	0	0	.0	.0
C00-C99 TUMORI MALIGNI	1178	3627	669.4	1853.0	685	1867	399.4	927.4

INCIDENZA E MORTALITÀ PER CANCRO IN UMBRIA. 2003-2005

TABELLA 75. REGISTRO TUMORI UMBRO DI POPOLAZIONE. 2003-2005.  
ASL n.1 -

Numero dei decessi per tumori maligni, tasso grezzo e rischi cumulativi di mortalità per 100.

ICD10	MASCHI					FEMMINE				
	numero decessi	tasso grezzo	-rischi 0-74(e.s.)	cumulativi- 0-64 55-74		numero decessi	tasso grezzo	-rischi 0-74(e.s.)	cumulativi- 0-64 55-74	
C01 Base della lingua	2	1.0	.0( .1)	.0	.0	0	.0	.0( .0)	.0	.0
C02 Altre ns parti lingua	2	1.0	.0( .0)	.0	.0	1	.5	.0( .1)	.0	.0
C04 Pavimento orale	1	.5	.0( .1)	.0	.0	0	.0	.0( .0)	.0	.0
C06 Altre ns parti bocca	2	1.0	.0( .0)	.0	.0	0	.0	.0( .0)	.0	.0
C07 Parotide	3	1.6	.0( .0)	.0	.0	0	.0	.0( .0)	.0	.0
C09 Tonsille	2	1.0	.1( .1)	.1	.0	0	.0	.0( .0)	.0	.0
C10 Orofaringe	2	1.0	.1( .1)	.0	.1	0	.0	.0( .0)	.0	.0
C13 Ipofaringe	2	1.0	.0( .1)	.0	.0	0	.0	.0( .0)	.0	.0
C14 Al.n.s.sedi lab.cav.or.far	8	4.2	.3( .2)	.3	.3	0	.0	.0( .0)	.0	.0
C15 Esofago	17	8.9	.4( .2)	.2	.4	2	1.0	.0( .0)	.0	.0
C16 Stomaco	105	55.0	2.3( .6)	.6	2.1	80	39.8	.9( .3)	.3	.9
C17 Piccolo intestino	1	.5	.0( .0)	.0	.0	1	.5	.0( .0)	.0	.0
C18 Colon	56	29.3	1.2( .4)	.3	1.1	59	29.3	.6( .3)	.0	.6
C19 Giunz.rettoSIGMOIDEA	3	1.6	.0( .1)	.0	.0	1	.5	.0( .0)	.0	.0
C20 Retto	25	13.1	.5( .3)	.2	.5	9	4.5	.1( .1)	.0	.1
C21 Ano e canale anale	0	.0	.0( .0)	.0	.0	1	.5	.0( .1)	.0	.0
C22 Fegato dotti intraepatici	53	27.8	1.3( .4)	.2	1.3	23	11.4	.5( .3)	.3	.5
C23 Colecisti	3	1.6	.1( .1)	.0	.1	4	2.0	.0( .0)	.0	.0
C24 Al.n.s.parti vie biliari	9	4.7	.2( .1)	.1	.1	8	4.0	.0( .0)	.0	.0
C25 Pancreas	33	17.3	.8( .3)	.5	.7	38	18.9	.7( .3)	.3	.7
C26 Al.mal def.organi digerent	16	8.4	.3( .2)	.0	.3	9	4.5	.1( .1)	.0	.1
C32 Laringe	17	8.9	.5( .3)	.3	.4	0	.0	.0( .0)	.0	.0
C34 Bronchi e polmoni	148	77.5	3.8( .7)	1.4	3.4	23	11.4	.4( .2)	.2	.3
C38 Cuore mediastino pleura	2	1.0	.1( .1)	.0	.0	1	.5	.0( .1)	.0	.0
C40 Ossa cart.art.arti	1	.5	.0( .1)	.0	.0	1	.5	.0( .1)	.0	.0
C41 Ossa cart.art.altre e ns s	1	.5	.0( .0)	.0	.0	0	.0	.0( .0)	.0	.0
C43 Melanoma della pelle	8	4.2	.2( .1)	.2	.0	5	2.5	.2( .1)	.1	.1
C44 Pelle non melanomi	3	1.6	.0( .1)	.0	.0	3	1.5	.1( .1)	.1	.0
C45 Mesotelioma	0	.0	.0( .0)	.0	.0	1	.5	.0( .1)	.0	.0
C48 Retroperit.peritoneo	2	1.0	.1( .1)	.0	.1	2	1.0	.0( .1)	.0	.0
C49 Tess.connettivo e molle	5	2.6	.0( .1)	.0	.0	2	1.0	.0( .1)	.0	.0
C50 Mammella	1	.5	.0( .1)	.0	.0	58	28.8	1.2( .4)	.6	.9
C51 Vulva	0	.0	.0( .0)	.0	.0	4	2.0	.0( .1)	.0	.0
C52 Vagina	0	.0	.0( .0)	.0	.0	2	1.0	.0( .1)	.0	.0
C53 Collo dell'utero	0	.0	.0( .0)	.0	.0	3	1.5	.1( .1)	.0	.1
C54 Corpo dell'utero	0	.0	.0( .0)	.0	.0	1	.5	.0( .1)	.0	.0
C55 Utero n.s.	0	.0	.0( .0)	.0	.0	10	5.0	.1( .1)	.1	.1
C56 Ovaio	0	.0	.0( .0)	.0	.0	21	10.4	.4( .2)	.1	.4
C57 Al.n.s.org.genit.femminili	0	.0	.0( .0)	.0	.0	1	.5	.0( .1)	.0	.0
C60 Pene	2	1.0	.0( .1)	.0	.0	0	.0	.0( .0)	.0	.0
C61 Prostata	71	37.2	.8( .3)	.3	.7	0	.0	.0( .0)	.0	.0
C64 Rene eccet.pelvi renale	12	6.3	.3( .2)	.1	.3	10	5.0	.1( .1)	.0	.1
C65 Pelvi renale	1	.5	.0( .1)	.0	.0	0	.0	.0( .0)	.0	.0
C66 Uretere	2	1.0	.0( .0)	.0	.0	0	.0	.0( .0)	.0	.0
C67 Vescica	33	17.3	.4( .2)	.1	.4	7	3.5	.1( .1)	.0	.1
C69 Occhio e annessi	1	.5	.0( .1)	.0	.0	0	.0	.0( .0)	.0	.0
C70 Meningi	1	.5	.0( .0)	.0	.0	1	.5	.0( .0)	.0	.0
C71 Cervello	20	10.5	.6( .3)	.4	.4	18	8.9	.3( .2)	.2	.3
C72 Midollo spin.nervi cran.al	3	1.6	.1( .1)	.0	.1	0	.0	.0( .0)	.0	.0
C73 Ghiandola tiroide	1	.5	.0( .0)	.0	.0	6	3.0	.1( .1)	.0	.1
C74 Ghiandole surrenali	1	.5	.0( .0)	.0	.0	0	.0	.0( .0)	.0	.0
C75 Al.ghiand.endocr.strutt.co	0	.0	.0( .0)	.0	.0	1	.5	.0( .0)	.0	.0
C76 Altre e mal.def.sedi	1	.5	.0( .1)	.0	.0	1	.5	.0( .1)	.0	.0
C80 T.m.n.a.s. o n.s.prim.sec.	11	5.8	.3( .2)	.1	.2	7	3.5	.1( .1)	.1	.0
C85 Al. n.s.linfomi nonHodgkin	18	9.4	.4( .2)	.2	.3	17	8.5	.2( .2)	.1	.2
C88 Mal.immunoprolifer.maligna	1	.5	.0( .1)	.0	.0	0	.0	.0( .0)	.0	.0
C90 Mieloma multipl.t.m.plasma	6	3.1	.0( .1)	.0	.0	4	2.0	.1( .1)	.0	.1
C91 Leucemia linfoide	10	5.2	.2( .2)	.1	.2	6	3.0	.0( .1)	.0	.0
C92 Leucemia mieloide	8	4.2	.2( .2)	.1	.2	12	6.0	.2( .2)	.1	.2
C93 Leucemia monocitica	1	.5	.0( .0)	.0	.0	1	.5	.0( .0)	.0	.0
C95 Leucemie cell.non specific	4	2.1	.0( .1)	.0	.0	6	3.0	.1( .1)	.0	.0
C96 Al. n.s. t.m.tess.linf.ema	3	1.6	.1( .1)	.0	.1	2	1.0	.0( .0)	.0	.0
C00-C99 TUMORI MALIGNI	744	389.8	15.2( 1.5)	6.3	13.6	473	235.1	7.2( 1.0)	2.9	6.4

INCIDENZA E MORTALITÀ PER CANCRO IN UMBRIA. 2003-2005

TABELLA 76. REGISTRO TUMORI UMBRO DI POPOLAZIONE. 2003-2005.  
ASL n.2 -

Numero dei decessi registrati per tumori maligni, nella popolazione residente, per eta' e per causa. Maschi.

ICD10	0-	5-	10-	15-	20-	25-	30-	35-	40-	45-	50-	55-	60-	65-	70-	75-	80-	85+	TOTALE
C02 Altre ns parti lingua	0	0	0	0	0	0	0	0	0	0	1	0	3	0	0	2	1	0	7
C04 Pavimento orale	0	0	0	0	0	0	0	0	0	0	0	1	1	0	0	0	0	0	2
C05 Palato	0	0	0	0	0	0	0	0	0	0	0	0	0	1	0	0	0	0	1
C06 Altre ns parti bocca	0	0	0	0	0	0	0	0	0	0	0	0	0	0	1	1	0	0	2
C07 Parotide	0	0	0	0	0	0	0	0	1	0	0	0	0	2	0	1	2	0	6
C08 Altre n.s.ghiland.saliv.mag	0	0	0	0	0	0	0	0	0	0	0	0	0	0	0	0	1	2	3
C09 Tonsille	0	0	0	0	0	0	0	0	0	0	0	0	0	0	1	0	0	0	1
C10 Orofaringe	0	0	0	0	0	0	0	0	0	1	0	0	1	0	0	0	0	1	3
C11 Nasofaringe	0	0	0	0	0	0	0	0	0	0	0	0	0	1	0	0	0	0	1
C12 Seno piriforme	0	0	0	0	0	0	0	0	0	0	0	1	0	0	0	0	0	0	1
C13 Ipofaringe	0	0	0	0	0	0	0	0	0	0	1	0	0	0	1	0	0	0	2
C14 Al.n.s.sedi lab.cav.or.far	0	0	0	0	0	0	0	0	0	0	2	0	3	2	0	0	0	0	7
C15 Esofago	0	0	0	0	0	0	0	0	0	2	0	0	1	2	6	3	3	1	18
C16 Stomaco	0	0	0	0	0	0	0	0	0	1	9	11	12	23	38	27	35	28	184
C17 Piccolo intestino	0	0	0	0	0	0	0	0	0	0	0	0	0	2	0	0	2	4	4
C18 Colon	0	0	0	0	0	0	2	3	0	4	6	15	26	21	28	30	24	159	159
C19 Giunz.rettosigmoidea	0	0	0	0	0	0	0	0	0	0	1	3	2	3	2	0	2	13	13
C20 Retto	0	0	0	1	1	0	0	0	0	3	3	4	6	7	13	6	2	46	46
C21 Ano e canale anale	0	0	0	0	0	0	0	0	0	0	0	0	0	0	2	0	1	3	3
C22 Fegato dotti intraepatici	0	0	0	0	0	0	1	0	0	5	5	8	11	17	23	19	10	99	99
C23 Colecisti	0	0	0	0	0	0	0	0	0	0	0	2	1	0	0	0	0	3	3
C24 Al.n.s.parti vie biliari	0	0	0	0	0	0	0	0	0	0	0	0	0	1	2	3	2	8	8
C25 Pancreas	0	0	0	0	0	0	0	0	2	4	5	13	9	13	17	11	1	75	75
C26 Al.mal def.organi digerent	0	0	0	0	0	0	0	0	0	0	1	1	4	2	6	6	7	27	27
C30 Cavità nasali orecc.medio	0	0	0	0	0	0	0	0	0	0	0	1	0	0	0	0	0	1	1
C31 Seni accessori	0	0	0	1	0	0	0	0	0	0	1	1	0	0	0	0	0	3	3
C32 Laringe	0	0	0	0	0	0	0	0	0	2	4	2	2	7	9	5	0	31	31
C33 Trachea	0	0	0	0	0	0	0	0	0	0	0	0	1	0	0	1	0	2	2
C34 Bronchi e polmoni	0	0	0	0	0	1	1	2	13	17	24	40	53	70	118	59	29	427	427
C37 Timo	0	0	0	0	0	0	0	0	1	0	0	0	0	0	0	0	0	1	1
C38 Cuore mediastino pleura	0	0	0	0	0	0	0	0	0	1	0	0	0	0	1	1	0	3	3
C40 Ossa cart.art.arti	0	0	0	0	0	0	0	0	1	0	1	0	0	0	0	0	0	2	2
C41 Ossa cart.art.altre e ns s	0	0	2	0	0	0	0	0	0	0	1	0	2	0	0	2	0	7	7
C43 Melanoma della pelle	0	0	0	0	1	0	0	0	1	1	1	1	1	2	2	2	2	14	14
C44 Pelle non melanomi	0	0	0	0	0	0	0	0	0	0	0	0	0	1	1	2	1	5	5
C45 Mesotelioma	0	0	0	0	0	0	0	0	0	1	0	0	1	1	0	0	0	3	3
C48 Retroperit.peritoneo	0	0	0	0	1	0	0	0	0	0	0	1	1	1	1	0	4	8	8
C49 Tess.connettivo e molle	0	0	0	0	0	0	0	0	1	1	0	0	1	1	2	1	0	7	7
C50 Mammella	0	0	0	0	0	0	0	0	0	0	0	0	0	2	1	0	0	3	3
C60 Pene	0	0	0	0	0	0	0	0	0	0	0	0	0	0	0	0	0	2	2
C61 Prostata	0	0	0	0	0	0	0	0	0	0	2	5	11	12	41	43	56	170	170
C64 Rene eccet.pelvi renale	0	0	0	0	0	0	0	0	1	4	1	3	4	16	12	8	8	57	57
C66 Uretere	0	0	0	0	0	0	0	0	0	0	0	0	0	1	0	0	0	1	1
C67 Vescica	0	0	0	0	0	0	0	1	1	0	3	5	11	10	20	17	13	81	81
C68 Al.n.s.organi urinari	0	0	0	0	0	0	0	0	0	0	1	0	0	0	0	1	1	3	3
C70 Meningi	0	0	0	0	0	0	0	0	0	0	0	0	0	1	0	0	0	1	1
C71 Cervello	0	1	0	1	0	1	1	2	1	1	3	9	9	11	6	3	1	50	50
C73 Ghiandola tiroide	0	0	0	0	0	0	0	0	0	0	0	2	1	1	1	0	0	5	5
C74 Ghiandole surrenali	0	1	0	0	0	0	0	1	0	0	0	0	0	0	0	0	0	2	2
C76 Altre e mal.def.sedi	0	0	0	0	0	0	0	0	0	1	0	1	0	0	1	0	4	7	7
C80 T.m.n.a.s. o n.s.prim.sec.	0	0	0	0	0	1	0	0	2	0	2	1	9	7	10	12	7	51	51
C81 Malattia di Hodgkin	0	0	0	0	0	0	0	0	0	0	1	0	0	1	0	1	0	3	3
C85 Al. n.s.linfomi nonHodgkin	0	0	0	0	0	0	0	1	1	2	3	2	4	3	6	8	4	34	34
C88 Mal.immunoprolifer.maligna	0	0	0	0	0	0	0	0	0	0	0	0	0	1	0	0	0	1	1
C90 Mieloma multipl.t.m.plasma	0	0	0	0	0	0	0	0	0	0	0	3	1	4	8	6	7	29	29
C91 Leucemia linfoide	0	1	0	0	0	1	1	0	0	0	1	1	5	2	5	12	4	33	33
C92 Leucemia mieloide	0	0	0	0	0	0	0	0	0	1	1	0	5	8	6	4	2	27	27
C93 Leucemia monocitica	0	0	0	0	0	0	0	0	0	0	0	0	1	0	0	0	0	1	1
C95 Leucemie cell.non specific	0	0	0	0	0	0	0	0	0	0	0	0	1	3	2	0	0	6	6
C96 Al. n.s. t.m.tess.linf.ema	0	0	0	0	0	0	0	0	0	0	0	0	2	2	0	2	0	6	6
C00-C99 TUMORI MALIGNI	0	3	2	2	2	2	4	6	11	30	57	87	142	217	283	379	311	224	1762

INCIDENZA E MORTALITÀ PER CANCRO IN UMBRIA. 2003-2005

TABELLA 77. REGISTRO TUMORI UMBRO DI POPOLAZIONE. 2003-2005.  
ASL n.2 -

Numero dei decessi per tumori maligni, registrati nella popolazione residente, per età e per causa. Femmine.

ICD10	0-	5-	10-	15-	20-	25-	30-	35-	40-	45-	50-	55-	60-	65-	70-	75-	80-	85+	TOTALE
C01 Base della lingua	0	0	0	0	0	0	0	0	0	0	0	0	0	0	1	0	0	0	1
C02 Altre ns parti lingua	0	0	0	0	0	0	0	0	1	0	0	0	0	0	1	1	0	0	3
C03 Gengiva	0	0	0	0	0	0	0	0	0	0	0	0	0	0	0	0	0	1	1
C07 Parotide	0	0	0	0	0	0	0	0	0	0	1	0	0	0	0	1	0	0	2
C08 Altre n.s.ghiland.saliv.mag	0	0	0	0	0	0	0	0	0	0	0	0	0	0	1	0	0	0	1
C14 Al.n.s.sedi lab.cav.or.far	0	0	0	0	0	0	0	0	0	0	0	0	0	0	0	0	0	1	1
C15 Esofago	0	0	0	0	0	0	0	0	0	0	0	0	0	3	0	1	1	1	6
C16 Stomaco	0	0	0	0	0	0	0	0	0	2	1	3	7	12	6	16	23	32	102
C17 Piccolo intestino	0	0	0	0	0	0	0	0	0	0	0	0	0	0	0	0	3	0	3
C18 Colon	0	0	0	0	0	0	1	0	3	3	9	8	10	15	22	24	35	130	7
C19 Giunz.rettosigmoidea	0	0	0	0	0	0	0	1	0	0	0	1	0	1	0	0	4	4	7
C20 Retto	0	0	0	0	0	0	0	0	0	4	1	0	2	8	3	4	8	30	30
C22 Fegato dotti intraepatici	0	0	0	0	1	0	1	0	0	1	2	1	6	11	28	17	16	84	84
C23 Colecisti	0	0	0	0	0	0	0	0	0	0	3	3	4	3	4	3	4	3	23
C24 Al.n.s.parti vie biliari	0	0	0	0	0	0	0	0	0	0	0	1	1	3	3	6	7	21	21
C25 Pancreas	0	0	0	0	0	0	1	0	0	1	6	10	12	10	10	15	16	81	81
C26 Al.mal def.organi digerent	0	0	0	0	0	0	0	0	2	0	1	2	4	3	6	9	13	40	40
C30 Cavità nasali orecc.medio	0	0	0	0	0	0	0	0	0	1	0	0	0	0	0	0	0	1	1
C31 Seni accessori	0	0	0	0	0	0	0	0	0	0	0	0	0	1	0	0	1	2	2
C32 Laringe	0	0	0	0	0	0	0	0	0	0	0	0	0	1	1	0	0	2	2
C34 Bronchi e polmoni	0	0	0	0	0	1	0	1	1	6	14	15	10	19	19	26	15	127	127
C38 Cuore mediastino pleura	0	0	0	0	0	0	0	0	0	0	0	1	0	1	0	1	0	3	3
C41 Ossa cart.art.altre e ns s	0	0	0	0	0	0	0	0	0	0	0	0	0	1	1	1	0	3	3
C43 Melanoma della pelle	0	0	0	0	0	0	0	1	0	1	0	2	2	0	1	0	5	12	12
C44 Pelle non melanomi	0	0	0	0	0	0	0	0	0	0	0	0	0	0	0	1	5	6	6
C45 Mesotelioma	0	0	0	0	0	0	0	0	1	0	1	1	1	1	0	1	0	6	6
C48 Retroperit.peritoneo	0	0	0	0	0	0	1	0	0	0	0	0	1	3	1	1	1	8	8
C49 Tess.connettivo e molle	0	0	0	0	0	0	1	1	0	0	0	0	3	0	1	7	4	17	17
C50 Mammella	0	0	0	0	0	2	2	5	12	17	23	15	19	17	28	28	27	195	195
C51 Vulva	0	0	0	0	0	0	0	0	0	0	1	0	0	1	3	4	3	12	12
C52 Vagina	0	0	0	0	0	0	0	0	0	0	0	0	0	0	0	0	1	1	1
C53 Collo dell'utero	0	0	0	0	0	0	0	1	0	0	0	0	1	0	1	3	1	7	7
C54 Corpo dell'utero	0	0	0	0	0	0	0	0	0	2	0	1	2	0	1	0	0	6	6
C55 Utero n.s.	0	0	0	0	0	1	0	1	2	3	0	2	1	5	5	7	4	31	31
C56 Ovaio	0	0	0	0	0	0	2	1	3	4	6	5	7	12	12	13	0	65	65
C57 Al.n.s.org.genit.femminili	0	0	0	0	0	0	0	0	0	0	0	0	0	0	0	1	0	1	1
C64 Rene eccet.pelvi renale	0	0	0	0	0	0	0	0	0	0	1	0	2	1	2	4	4	14	14
C66 Uretere	0	0	0	0	0	0	0	0	0	0	0	0	0	0	0	0	1	1	1
C67 Vescica	0	0	0	0	0	0	0	0	0	0	0	1	1	1	2	6	15	26	26
C70 Meningi	0	0	0	0	0	0	0	0	0	0	0	0	0	0	1	0	1	2	2
C71 Cervello	0	0	0	0	0	1	0	0	2	4	1	2	3	3	12	6	2	36	36
C72 Midollo spin.nervi cran.al	0	0	0	0	0	0	0	0	0	0	0	0	1	1	0	0	0	2	2
C73 Ghiandola tiroide	0	0	0	0	0	0	0	0	1	0	0	0	1	0	2	1	0	5	5
C74 Ghiandole surrenali	0	0	0	0	0	0	0	0	0	0	0	0	0	0	0	1	1	2	2
C76 Altre e mal.def.sedi	0	0	0	0	0	0	0	0	0	0	0	1	1	1	0	1	1	5	5
C80 T.m.n.a.s. o n.s.prim.sec.	0	0	0	0	0	0	0	0	1	0	3	1	8	10	4	7	19	53	53
C81 Malattia di Hodgkin	0	0	0	0	0	1	0	0	0	0	0	0	0	0	0	0	1	2	2
C82 Linfoma follicol.nonHodgki	0	0	0	0	0	0	0	0	1	0	0	0	0	0	0	0	0	1	1
C83 Linfoma diffuso nonHodgkin	0	0	0	0	0	0	0	1	0	0	0	0	1	0	0	0	0	2	2
C85 Al. n.s.linfomi nonHodgkin	0	0	0	0	0	1	0	0	1	1	1	7	11	6	8	5	41	41	41
C88 Mal.immunoprolifer.maligna	0	0	0	0	0	0	0	0	0	0	0	0	0	0	0	0	1	1	1
C90 Mieloma multipl.t.m.plasma	0	0	0	0	0	0	0	0	0	1	0	4	9	7	8	5	34	34	34
C91 Leucemia linfoide	0	0	0	0	0	0	0	0	0	0	0	0	1	1	4	3	9	9	9
C92 Leucemia mieloide	0	0	0	0	0	0	2	0	1	0	2	5	2	5	3	8	5	33	33
C95 Leucemie cell.non specific	0	0	0	0	0	0	0	0	0	0	1	0	0	0	2	3	2	8	8
C96 Al. n.s. t.m.tess.linf.ema	0	0	0	0	0	0	0	0	0	1	0	0	0	0	2	0	0	3	3
C00-C99 TUMORI MALIGNI	0	0	0	0	0	1	6	10	15	33	51	80	86	133	166	213	257	270	1321

**INCIDENZA E MORTALITÀ PER CANCRO IN UMBRIA. 2003-2005**

TABELLA 78. REGISTRO TUMORI UMBRO DI POPOLAZIONE. 2003-2005.  
ASL n.2 -

Tassi annui di mortalità per tumori maligni, per 100.000 residenti, per età e per causa. Maschi.

ICD10	0-14	15-	20-	25-	30-	35-	40-	45-	50-	55-	60-	65-	70-	75-	80-	85+	0-74
C02 Altre ns parti lingua	.0	.0	.0	.0	.0	.0	.0	.0	3.1	.0	10.3	.0	.0	9.7	6.8	.0	.9
C04 Pavimento orale	.0	.0	.0	.0	.0	.0	.0	.0	.0	3.1	3.4	.0	.0	.0	.0	.0	.4
C05 Palato	.0	.0	.0	.0	.0	.0	.0	.0	.0	.0	.0	3.4	.0	.0	.0	.0	.2
C06 Altre ns parti bocca	.0	.0	.0	.0	.0	.0	.0	.0	.0	.0	.0	.0	3.8	4.8	.0	.0	.2
C07 Parotide	.0	.0	.0	.0	.0	.0	2.5	.0	.0	.0	.0	6.9	.0	4.8	13.7	.0	.7
C08 Altre n.s.ghiand.saliv.mag	.0	.0	.0	.0	.0	.0	.0	.0	.0	.0	.0	.0	.0	.0	6.8	25.8	.0
C09 Tonsille	.0	.0	.0	.0	.0	.0	.0	.0	.0	.0	.0	.0	3.8	.0	.0	.0	.2
C10 Orofaringe	.0	.0	.0	.0	.0	.0	.0	2.8	.0	.0	3.4	.0	.0	.0	.0	12.9	.4
C11 Nasofaringe	.0	.0	.0	.0	.0	.0	.0	.0	.0	.0	.0	3.4	.0	.0	.0	.0	.2
C12 Seno piriforme	.0	.0	.0	.0	.0	.0	.0	.0	.0	3.1	.0	.0	.0	.0	.0	.0	.2
C13 Ipofaringe	.0	.0	.0	.0	.0	.0	.0	.0	.0	3.1	.0	.0	3.8	.0	.0	.0	.4
C14 Al.n.s.sedi lab.cav.or.far	.0	.0	.0	.0	.0	.0	.0	.0	.0	6.2	.0	10.3	7.7	.0	.0	.0	1.5
C15 Esofago	.0	.0	.0	.0	.0	.0	.0	5.7	.0	.0	3.4	6.9	23.3	14.6	20.5	12.9	2.4
C16 Stomaco	.0	.0	.0	.0	.0	.0	.0	2.8	28.0	34.3	41.4	79.6	148.1	131.6	239.8	361.6	20.4
C17 Piccolo intestino	.0	.0	.0	.0	.0	.0	.0	.0	.0	.0	.0	.0	7.7	.0	.0	25.8	.4
C18 Colon	.0	.0	.0	.0	.0	4.8	7.4	.0	12.4	18.7	51.7	90.0	81.8	136.5	205.5	309.9	16.7
C19 Giunz.rettosigmoidea	.0	.0	.0	.0	.0	.0	.0	.0	.0	3.1	10.3	6.9	11.6	9.7	.0	25.8	2.0
C20 Retto	.0	.0	3.6	2.9	.0	.0	.0	.0	9.3	9.3	13.8	20.7	27.2	63.3	41.1	25.8	5.4
C21 Ano e canale anale	.0	.0	.0	.0	.0	.0	.0	.0	.0	.0	.0	.0	.0	9.7	.0	12.9	.0
C22 Fegato dotti intraepatici	.0	.0	.0	.0	.0	2.4	.0	.0	15.5	15.6	27.6	38.0	66.2	112.1	130.1	129.1	10.2
C23 Colecisti	.0	.0	.0	.0	.0	.0	.0	.0	.0	.0	6.9	3.4	.0	.0	.0	.0	.7
C24 Al.n.s.parti vie biliari	.0	.0	.0	.0	.0	.0	.0	.0	.0	.0	.0	.0	3.8	9.7	20.5	25.8	.2
C25 Pancreas	.0	.0	.0	.0	.0	.0	.0	5.7	12.4	15.6	44.8	31.1	50.6	82.8	75.3	12.9	10.0
C26 Al.mal def.organi digerent	.0	.0	.0	.0	.0	.0	.0	.0	.0	3.1	3.4	13.8	7.7	29.2	41.1	90.4	1.7
C30 Cavità nasali orecc.medio	.0	.0	.0	.0	.0	.0	.0	.0	.0	.0	3.4	.0	.0	.0	.0	.0	.2
C31 Seni accessori	.0	4.2	.0	.0	.0	.0	.0	.0	.0	3.1	3.4	.0	.0	.0	.0	.0	.7
C32 Laringe	.0	.0	.0	.0	.0	.0	.0	6.2	12.4	6.9	6.9	27.2	43.8	34.2	.0	.0	3.7
C33 Trachea	.0	.0	.0	.0	.0	.0	.0	.0	.0	.0	.0	3.4	.0	.0	6.8	.0	.2
C34 Bronchi e polmoni	.0	.0	.0	.0	2.5	2.4	5.0	37.0	52.9	74.9	138.1	183.5	272.9	575.3	404.2	374.5	47.9
C37 Timo	.0	.0	.0	.0	.0	.0	.0	2.8	.0	.0	.0	.0	.0	.0	.0	.0	.2
C38 Cuore mediastino pleura	.0	.0	.0	.0	.0	.0	.0	2.8	.0	.0	.0	.0	.0	4.8	6.8	.0	.2
C40 Ossa cart.art.arti	.0	.0	.0	.0	.0	.0	.0	2.8	.0	3.1	.0	.0	.0	.0	.0	.0	.4
C41 Ossa cart.art.altre e ns s	2.9	.0	.0	.0	.0	.0	.0	.0	.0	3.1	.0	6.9	.0	.0	13.7	.0	1.1
C43 Melanoma della pelle	.0	.0	.0	2.9	.0	.0	.0	2.8	3.1	3.1	3.4	3.4	7.7	9.7	13.7	25.8	1.7
C44 Pelle non melanomi	.0	.0	.0	.0	.0	.0	.0	.0	.0	.0	.0	.0	3.8	4.8	13.7	12.9	.2
C45 Mesotelioma	.0	.0	.0	.0	.0	.0	.0	.0	3.1	.0	.0	3.4	3.8	.0	.0	.0	.7
C48 Retroperit.peritoneo	.0	.0	3.6	.0	.0	.0	.0	.0	.0	.0	3.4	3.4	3.8	.0	27.4	.0	.9
C49 Tess.connettivo e molle	.0	.0	.0	.0	.0	.0	.0	2.8	3.1	.0	.0	3.4	3.8	9.7	6.8	.0	.9
C50 Mammella	.0	.0	.0	.0	.0	.0	.0	.0	.0	.0	.0	.0	7.7	4.8	.0	.0	.4
C60 Pene	.0	.0	.0	.0	.0	.0	.0	.0	.0	.0	.0	.0	.0	.0	.0	25.8	.0
C61 Prostata	.0	.0	.0	.0	.0	.0	.0	.0	.0	6.2	17.2	38.0	46.7	199.9	294.6	723.2	6.5
C64 Rene eccet.pelvi renale	.0	.0	.0	.0	.0	.0	.0	2.8	12.4	3.1	10.3	13.8	62.3	58.5	54.8	103.3	6.3
C66 Uretere	.0	.0	.0	.0	.0	.0	.0	.0	.0	.0	.0	.0	3.8	.0	.0	.0	.2
C67 Vescica	.0	.0	.0	.0	.0	.0	2.5	2.8	.0	9.3	17.2	38.0	38.9	97.5	116.4	167.8	6.7
C68 Al.n.s.organi urinari	.0	.0	.0	.0	.0	.0	.0	.0	.0	3.1	.0	.0	.0	.0	6.8	12.9	.2
C70 Meningi	.0	.0	.0	.0	.0	.0	.0	.0	.0	.0	.0	.0	3.8	.0	.0	.0	.2
C71 Cervello	1.4	4.2	.0	.0	2.5	2.4	5.0	2.8	3.1	9.3	31.0	31.1	42.8	29.2	20.5	12.9	8.7
C73 Ghiandola tiroide	.0	.0	.0	.0	.0	.0	.0	.0	.0	.0	6.9	3.4	3.8	4.8	.0	.0	.9
C74 Ghiandole surrenali	1.4	.0	.0	.0	.0	.0	2.5	.0	.0	.0	.0	.0	.0	.0	.0	.0	.4
C76 Altre e mal.def.sedi	.0	.0	.0	.0	.0	.0	.0	.0	3.1	.0	3.4	.0	.0	4.8	.0	51.6	.4
C80 T.m.n.a.s. o n.s.prim.sec.	.0	.0	.0	.0	2.5	.0	.0	5.7	.0	6.2	3.4	31.1	27.2	48.7	82.2	90.4	4.8
C81 Malattia di Hodgkin	.0	.0	.0	.0	.0	.0	.0	.0	.0	3.1	.0	.0	3.8	.0	6.8	.0	.4
C85 Al. n.s.linfomi nonHodgkin	.0	.0	.0	.0	.0	2.5	2.8	6.2	9.3	6.9	13.8	11.6	29.2	54.8	51.6	3.5	3.5
C88 Mal.immunoprolifer.maligna	.0	.0	.0	.0	.0	.0	.0	.0	.0	.0	.0	.0	3.8	.0	.0	.0	.2
C90 Mieloma multipl.t.m.plasma	.0	.0	.0	.0	.0	.0	.0	.0	.0	.0	10.3	3.4	15.5	39.0	41.1	90.4	1.7
C91 Leucemia linfoide	1.4	.0	.0	.0	2.5	2.4	.0	.0	.0	3.1	3.4	17.3	7.7	24.3	82.2	51.6	2.6
C92 Leucemia mieloide	.0	.0	.0	.0	.0	.0	.0	.0	3.1	3.1	.0	17.3	31.1	29.2	27.4	25.8	3.3
C93 Leucemia monocitica	.0	.0	.0	.0	.0	.0	.0	.0	.0	.0	.0	3.4	.0	.0	.0	.0	.2
C95 Leucemie cell.non specific	.0	.0	.0	.0	.0	.0	.0	.0	.0	.0	.0	3.4	11.6	9.7	.0	.0	.9
C96 Al. n.s. t.m.tess.linf.ema	.0	.0	.0	.0	.0	.0	.0	.0	.0	.0	.0	6.9	7.7	.0	13.7	.0	.9
C00-C99 TUMORI MALIGNI	7.2	8.4	7.2	5.8	9.9	14.3	27.3	85.5	177.2	271.6	490.2	751.4	1103.3	1848.0	2130.8	2892.9	184.0

INCIDENZA E MORTALITÀ PER CANCRO IN UMBRIA. 2003-2005

TABELLA 79. REGISTRO TUMORI UMBRO DI POPOLAZIONE. 2003-2005.  
ASL n.2 -

Tassi annui di mortalità per tumori maligni, per 100.000 residenti, per età e per causa. Femmine.

ICD10	0-14	15-	20-	25-	30-	35-	40-	45-	50-	55-	60-	65-	70-	75-	80-	85+	0-74
C01 Base della lingua	.0	.0	.0	.0	.0	.0	.0	.0	.0	.0	.0	.0	.0	3.6	.0	.0	.0
C02 Altre ns parti lingua	.0	.0	.0	.0	.0	.0	2.5	.0	.0	.0	.0	.0	3.2	3.6	.0	.0	.4
C03 Gengiva	.0	.0	.0	.0	.0	.0	.0	.0	.0	.0	.0	.0	.0	.0	.0	5.7	.0
C07 Parotide	.0	.0	.0	.0	.0	.0	.0	.0	3.0	.0	.0	.0	.0	3.6	.0	.0	.2
C08 Altre n.s.ghiland.saliv.mag	.0	.0	.0	.0	.0	.0	.0	.0	.0	.0	.0	.0	3.2	.0	.0	.0	.2
C14 Al.n.s.sedi lab.cav.or.far	.0	.0	.0	.0	.0	.0	.0	.0	.0	.0	.0	.0	.0	.0	.0	5.7	.0
C15 Esofago	.0	.0	.0	.0	.0	.0	.0	.0	.0	.0	.0	9.0	.0	3.6	4.2	5.7	.6
C16 Stomaco	.0	.0	.0	.0	.0	.0	.0	5.6	3.0	8.6	22.2	36.0	19.3	57.1	96.9	183.8	6.6
C17 Piccolo intestino	.0	.0	.0	.0	.0	.0	.0	.0	.0	.0	.0	.0	.0	.0	12.6	.0	.0
C18 Colon	.0	.0	.0	.0	.0	2.4	.0	8.4	8.9	25.8	25.3	30.0	48.1	78.5	101.1	201.1	10.4
C19 Giunz.retto sigmoidea	.0	.0	.0	.0	.0	.0	2.5	.0	.0	.0	3.2	.0	3.2	.0	.0	23.0	.6
C20 Retto	.0	.0	.0	.0	.0	.0	.0	.0	11.8	2.9	.0	6.0	25.7	10.7	16.8	46.0	3.2
C22 Fegato dotti intraepatici	.0	.0	.0	3.0	.0	2.4	.0	.0	3.0	5.7	3.2	18.0	35.3	99.9	71.6	91.9	4.9
C23 Colecisti	.0	.0	.0	.0	.0	.0	.0	.0	.0	8.6	9.5	12.0	9.6	10.7	16.8	17.2	2.8
C24 Al.n.s.parti vie biliari	.0	.0	.0	.0	.0	.0	.0	.0	.0	.0	3.2	3.0	9.6	10.7	25.3	40.2	1.1
C25 Pancreas	.0	.0	.0	.0	.0	2.4	.0	.0	3.0	17.2	31.7	36.0	32.1	35.7	63.2	91.9	8.5
C26 Al.mal def.organi digerent	.0	.0	.0	.0	.0	.0	.0	5.6	.0	2.9	6.3	12.0	9.6	21.4	37.9	74.7	2.5
C30 Cavità nasali orecc.medio	.0	.0	.0	.0	.0	.0	.0	.0	3.0	.0	.0	.0	.0	.0	.0	.0	.2
C31 Seni accessori	.0	.0	.0	.0	.0	.0	.0	.0	.0	.0	.0	.0	3.2	.0	.0	5.7	.2
C32 Laringe	.0	.0	.0	.0	.0	.0	.0	.0	.0	.0	.0	3.0	3.2	.0	.0	.0	.4
C34 Bronchi e polmoni	.0	.0	.0	.0	2.5	.0	2.5	2.8	17.8	40.1	47.5	30.0	61.0	67.8	109.5	86.2	14.2
C38 Cuore mediastino pleura	.0	.0	.0	.0	.0	.0	.0	.0	.0	.0	3.2	.0	3.2	.0	4.2	.0	.4
C41 Ossa cart.art.altre e ns s	.0	.0	.0	.0	.0	.0	.0	.0	.0	.0	.0	.0	3.2	3.6	4.2	.0	.2
C43 Melanoma della pelle	.0	.0	.0	.0	.0	.0	2.5	.0	3.0	.0	6.3	6.0	.0	3.6	.0	28.7	1.3
C44 Pelle non melanomi	.0	.0	.0	.0	.0	.0	.0	.0	.0	.0	.0	.0	.0	.0	4.2	28.7	.0
C45 Mesotelioma	.0	.0	.0	.0	.0	.0	.0	2.8	.0	2.9	3.2	3.0	.0	3.6	4.2	.0	.8
C48 Retroperit.peritoneo	.0	.0	.0	.0	.0	.0	2.5	.0	.0	.0	.0	3.0	9.6	3.6	4.2	5.7	1.1
C49 Tess.connettivo e molle	.0	.0	.0	.0	.0	.0	2.5	2.8	.0	.0	.0	9.0	.0	3.6	29.5	23.0	1.1
C50 Mammella	.0	.0	.0	.0	5.0	4.8	12.3	33.7	50.4	65.8	47.5	57.0	54.6	99.9	117.9	155.1	23.8
C51 Vulva	.0	.0	.0	.0	.0	.0	.0	.0	.0	2.9	.0	.0	3.2	10.7	16.8	17.2	.4
C52 Vagina	.0	.0	.0	.0	.0	.0	.0	.0	.0	.0	.0	.0	.0	.0	.0	5.7	.0
C53 Collo dell'utero	.0	.0	.0	.0	.0	.0	2.5	.0	.0	.0	.0	3.0	.0	3.6	12.6	5.7	.4
C54 Corpo dell'utero	.0	.0	.0	.0	.0	.0	.0	.0	5.9	.0	3.2	6.0	.0	3.6	.0	.0	1.1
C55 Utero n.s.	.0	.0	.0	.0	2.5	.0	2.5	5.6	8.9	.0	6.3	3.0	16.0	17.8	29.5	23.0	3.2
C56 Ovaio	.0	.0	.0	.0	.0	4.8	2.5	8.4	11.8	17.2	15.8	21.0	38.5	42.8	54.8	.0	8.5
C57 Al.n.s.org.genit.femminili	.0	.0	.0	.0	.0	.0	.0	.0	.0	.0	.0	.0	.0	.0	4.2	.0	.0
C64 Rene eccet.pelvi renale	.0	.0	.0	.0	.0	.0	.0	.0	.0	2.9	.0	6.0	3.2	7.1	16.8	23.0	.8
C66 Uretere	.0	.0	.0	.0	.0	.0	.0	.0	.0	.0	.0	.0	.0	.0	.0	5.7	.0
C67 Vescica	.0	.0	.0	.0	.0	.0	.0	.0	.0	.0	3.2	3.0	3.2	7.1	25.3	86.2	.6
C70 Meningi	.0	.0	.0	.0	.0	.0	.0	.0	.0	.0	.0	.0	.0	3.6	.0	5.7	.0
C71 Cervello	.0	.0	.0	.0	2.5	.0	.0	5.6	11.8	2.9	6.3	9.0	9.6	42.8	25.3	11.5	3.4
C72 Midollo spin.nervi cran.al	.0	.0	.0	.0	.0	.0	.0	.0	.0	.0	.0	3.0	3.2	.0	.0	.0	.4
C73 Ghiandola tiroide	.0	.0	.0	.0	.0	.0	.0	2.8	.0	.0	.0	3.0	.0	7.1	4.2	.0	.4
C74 Ghiandole surrenali	.0	.0	.0	.0	.0	.0	.0	.0	.0	.0	.0	.0	.0	.0	4.2	5.7	.0
C76 Altre e mal.def.sedi	.0	.0	.0	.0	.0	.0	.0	.0	.0	.0	3.2	3.0	3.2	.0	4.2	5.7	.6
C80 T.m.n.a.s. o n.s.prim.sec.	.0	.0	.0	.0	.0	.0	.0	2.8	.0	8.6	3.2	24.0	32.1	14.3	29.5	109.2	4.9
C81 Malattia di Hodgkin	.0	.0	.0	.0	2.5	.0	.0	.0	.0	.0	.0	.0	.0	.0	.0	5.7	.2
C82 Linfoma follicol.nonHodgki	.0	.0	.0	.0	.0	.0	.0	2.8	.0	.0	.0	.0	.0	.0	.0	.0	.2
C83 Linfoma diffuso nonHodgkin	.0	.0	.0	.0	.0	.0	2.5	.0	.0	.0	.0	3.0	.0	.0	.0	.0	.4
C85 Al. n.s.linfomi nonHodgkin	.0	.0	.0	.0	.0	2.4	.0	.0	3.0	2.9	3.2	21.0	35.3	21.4	33.7	28.7	4.7
C88 Mal.immunoprolifer.maligna	.0	.0	.0	.0	.0	.0	.0	.0	.0	.0	.0	.0	.0	.0	.0	5.7	.0
C90 Mieloma multipl.t.m.plasma	.0	.0	.0	.0	.0	.0	.0	.0	.0	2.9	.0	12.0	28.9	25.0	33.7	28.7	3.0
C91 Leucemia linfoide	.0	.0	.0	.0	.0	.0	.0	.0	.0	.0	.0	.0	3.2	3.6	16.8	17.2	.2
C92 Leucemia mieloide	.0	.0	.0	.0	.0	4.8	.0	2.8	.0	5.7	15.8	6.0	16.0	10.7	33.7	28.7	3.6
C95 Leucemie cell.non specific	.0	.0	.0	.0	.0	.0	.0	.0	.0	2.9	.0	.0	.0	7.1	12.6	11.5	.2
C96 Al. n.s. t.m.tess.linf.ema	.0	.0	.0	.0	.0	.0	.0	.0	3.0	.0	.0	.0	.0	7.1	.0	.0	.2
C00-C99 TUMORI MALIGNI	.0	.0	.0	3.0	15.0	24.0	36.8	92.7	151.1	229.0	272.5	399.2	532.7	760.2	1082.5	1551.2	123.4



INCIDENZA E MORTALITÀ PER CANCRO IN UMBRIA. 2003-2005

TABELLA 80. REGISTRO TUMORI UMBRO DI POPOLAZIONE. 2003-2005.  
ASL n.2 -

Tassi annui standardizzati (pop. 1991) di mortalità per tumori maligni, per 100.000 residenti, per causa.

ICD10	MASCHI						FEMMINE							
	TUTTE LE ETA'			0-74			TUTTE LE ETA'			0-74				
	popolazione	----tassi standardizzati----		tassi standardizzati			----tassi standardizzati----		tassi standardizzati					
	Umbra	( e.s.)	Italiana	Mond.	Umbra	Italiana	Mond.	Umbra	( e.s.)	Italiana	Mond.	Umbra	Italiana	Mond.
C01 Base della lingua	.0	( .0)	.0	.0	.0	.0	.0	.1	( .2)	.1	.0	.0	.0	.0
C02 Altre ns parti lingua	1.4	( .9)	1.3	.7	1.0	.9	.6	.5	( .5)	.4	.2	.3	.3	.2
C03 Gengiva	.0	( .0)	.0	.0	.0	.0	.0	.1	( .1)	.1	.0	.0	.0	.0
C04 Pavimento orale	.4	( .5)	.4	.3	.5	.4	.3	.0	( .0)	.0	.0	.0	.0	.0
C05 Palato	.2	( .4)	.2	.1	.2	.2	.1	.0	( .0)	.0	.0	.0	.0	.0
C06 Altre ns parti bocca	.4	( .4)	.3	.1	.2	.1	.1	.0	( .0)	.0	.0	.0	.0	.0
C07 Parotide	1.1	( .8)	1.0	.5	.7	.6	.4	.3	( .4)	.3	.2	.2	.2	.2
C08 Altre n.s.ghiand.saliv.mag	.5	( .5)	.5	.2	.0	.0	.0	.1	( .2)	.1	.1	.2	.1	.1
C09 Tonsille	.2	( .3)	.1	.1	.2	.1	.1	.0	( .0)	.0	.0	.0	.0	.0
C10 Orofaringe	.6	( .6)	.5	.4	.4	.4	.3	.0	( .0)	.0	.0	.0	.0	.0
C11 Nasofaringe	.2	( .4)	.2	.1	.2	.2	.1	.0	( .0)	.0	.0	.0	.0	.0
C12 Seno piriforme	.2	( .3)	.2	.1	.2	.2	.1	.0	( .0)	.0	.0	.0	.0	.0
C13 Ipofaringe	.4	( .5)	.3	.2	.4	.3	.2	.0	( .0)	.0	.0	.0	.0	.0
C14 Al.n.s.sedi lab.cav.or.far	1.4	( .9)	1.2	.7	1.5	1.3	.7	.1	( .1)	.1	.0	.0	.0	.0
C15 Esofago	3.3	( 1.4)	2.8	1.5	2.2	1.8	1.2	.9	( .7)	.8	.4	.6	.5	.3
C16 Stomaco	34.3	( 4.4)	29.8	14.3	20.2	16.7	10.2	12.7	( 2.3)	11.2	5.2	6.2	5.2	3.2
C17 Piccolo intestino	.7	( .6)	.6	.3	.4	.3	.2	.3	( .3)	.3	.1	.0	.0	.0
C18 Colon	30.0	( 4.2)	26.2	12.5	17.0	14.2	8.7	16.8	( 2.7)	14.8	7.3	9.4	8.0	5.1
C19 Giunz.rettosigmoidea	2.6	( 1.2)	2.2	1.2	2.0	1.7	1.0	.8	( .6)	.8	.5	.6	.5	.3
C20 Retto	8.9	( 2.3)	7.8	4.1	5.6	4.8	3.1	3.9	( 1.3)	3.4	1.8	2.7	2.3	1.4
C21 Ano e canale anale	.5	( .5)	.5	.2	.0	.0	.0	.0	( .0)	.0	.0	.0	.0	.0
C22 Fegato dotti intraepatici	18.6	( 3.3)	16.1	7.5	10.2	8.5	5.2	10.7	( 2.1)	9.2	3.9	4.2	3.5	2.2
C23 Colecisti	.7	( .7)	.6	.4	.7	.6	.4	3.4	( 1.3)	3.0	1.6	2.6	2.2	1.3
C24 Al.n.s.parti vie biliari	1.4	( .8)	1.2	.4	.2	.1	.1	2.4	( .9)	2.1	.8	.9	.7	.4
C25 Pancreas	14.6	( 2.9)	12.5	6.6	10.2	8.6	5.4	11.4	( 2.3)	9.9	5.1	7.9	6.6	4.0
C26 Al.mal def.organi digerent	5.0	( 1.7)	4.4	1.8	1.8	1.5	.9	4.9	( 1.4)	4.3	2.0	2.3	2.0	1.3
C30 Cavità nasali orecc.medio	.2	( .4)	.2	.1	.2	.2	.1	.2	( .3)	.2	.1	.2	.2	.2
C31 Seni accessori	.7	( .7)	.7	.6	.8	.8	.7	.2	( .3)	.2	.1	.2	.1	.1
C32 Laringe	5.8	( 1.8)	5.0	2.5	3.6	3.0	1.9	.3	( .4)	.3	.2	.4	.3	.2
C33 Trachea	.4	( .5)	.3	.1	.2	.2	.1	.0	( .0)	.0	.0	.0	.0	.0
C34 Bronchi e polmoni	81.2	( 6.8)	69.9	34.6	48.0	40.3	25.4	18.4	( 3.0)	16.1	8.6	13.0	11.2	7.1
C37 Timo	.2	( .3)	.2	.2	.2	.2	.2	.0	( .0)	.0	.0	.0	.0	.0
C38 Cuore mediastino pleura	.5	( .5)	.5	.3	.2	.2	.2	.5	( .5)	.4	.2	.4	.3	.2
C40 Ossa cart.art.arti	.4	( .5)	.4	.3	.4	.4	.3	.0	( .0)	.0	.0	.0	.0	.0
C41 Ossa cart.art.altre e ns s	1.4	( .9)	1.4	1.2	1.2	1.1	1.1	.4	( .4)	.3	.1	.2	.1	.1
C43 Melanoma della pelle	2.6	( 1.2)	2.4	1.4	1.7	1.5	1.1	1.7	( .9)	1.5	.9	1.3	1.1	.7
C44 Pelle non melanomi	.9	( .7)	.8	.3	.2	.1	.1	.5	( .3)	.5	.2	.0	.0	.0
C45 Mesotelioma	.6	( .6)	.5	.3	.7	.6	.3	1.0	( .7)	.9	.6	.8	.7	.5
C48 Retroperit.peritoneo	1.5	( 1.0)	1.4	.7	.9	.9	.6	1.1	( .7)	.9	.5	.9	.7	.4
C49 Tess.connettivo e molle	1.3	( .9)	1.1	.6	.8	.7	.5	2.1	( .9)	1.9	.9	1.0	.9	.6
C50 Mammella	.5	( .5)	.4	.2	.4	.3	.2	29.2	( 3.8)	26.1	15.6	22.1	19.6	13.5
C51 Vulva	.0	( .0)	.0	.0	.0	.0	.0	1.4	( .7)	1.2	.5	.3	.3	.2
C52 Vagina	.0	( .0)	.0	.0	.0	.0	.0	.1	( .1)	.1	.0	.0	.0	.0
C53 Collo dell'utero	.0	( .0)	.0	.0	.0	.0	.0	.9	( .6)	.8	.4	.4	.4	.2
C54 Corpo dell'utero	.0	( .0)	.0	.0	.0	.0	.0	1.1	( .8)	1.0	.6	1.1	.9	.6
C55 Utero n.s.	.0	( .0)	.0	.0	.0	.0	.0	4.3	( 1.4)	3.8	2.2	2.8	2.5	1.8
C56 Ovaio	.0	( .0)	.0	.0	.0	.0	.0	10.0	( 2.2)	8.7	5.0	7.6	6.5	4.3
C57 Al.n.s.org.genit.femminili	.0	( .0)	.0	.0	.0	.0	.0	.1	( .2)	.1	.0	.0	.0	.0
C60 Pene	.3	( .4)	.3	.1	.0	.0	.0	.0	( .0)	.0	.0	.0	.0	.0
C61 Prostata	30.4	( 4.1)	27.3	10.1	6.6	5.3	3.1	.0	( .0)	.0	.0	.0	.0	.0
C64 Rene eccet.pelvi renale	10.5	( 2.4)	9.0	4.4	6.0	4.9	3.1	1.7	( .8)	1.5	.6	.8	.6	.4
C66 Uretere	.2	( .3)	.1	.1	.2	.1	.1	.1	( .1)	.1	.0	.0	.0	.0
C67 Vescica	15.1	( 2.9)	13.1	5.7	6.8	5.6	3.4	2.6	( .9)	2.4	.9	.6	.5	.3
C68 Al.n.s.organi urinari	.5	( .5)	.5	.2	.2	.2	.1	.0	( .0)	.0	.0	.0	.0	.0
C70 Meningi	.2	( .3)	.1	.1	.2	.1	.1	.2	( .3)	.2	.1	.0	.0	.0
C71 Cervello	9.9	( 2.4)	8.6	5.6	8.8	7.6	5.3	5.3	( 1.6)	4.7	2.5	3.2	2.8	1.9
C72 Midollo spin.nervi cran.al	.0	( .0)	.0	.0	.0	.0	.0	.3	( .4)	.3	.2	.4	.3	.2
C73 Ghiandola tiroide	1.0	( .8)	.9	.5	.9	.8	.5	.7	( .6)	.7	.4	.4	.4	.3
C74 Ghiandole surrenali	.4	( .5)	.4	.6	.4	.4	.6	.2	( .2)	.2	.0	.0	.0	.0
C76 Altre e mal.def.sedi	1.3	( .9)	1.2	.6	.5	.4	.3	.7	( .6)	.6	.3	.6	.5	.3
C80 T.m.n.a.s. o n.s.prim.sec.	9.4	( 2.3)	8.2	3.7	4.7	3.9	2.4	6.6	( 1.7)	5.7	2.8	4.2	3.4	2.0
C81 Malattia di Hodgkin	.5	( .5)	.5	.2	.4	.3	.2	.3	( .3)	.3	.2	.2	.2	.2
C82 Linfoma follicol.nonHodgki	.0	( .0)	.0	.0	.0	.0	.0	.2	( .3)	.2	.2	.2	.2	.2
C83 Linfoma diffuso nonHodgkin	.0	( .0)	.0	.0	.0	.0	.0	.4	( .5)	.3	.2	.4	.4	.2
C85 Al. n.s.linfomi nonHodgkin	6.4	( 1.9)	5.6	2.8	3.5	3.0	2.0	5.7	( 1.6)	4.8	2.4	4.0	3.2	1.9
C88 Mal.immunoprolifer.maligna	.2	( .3)	.1	.1	.2	.1	.1	.1	( .1)	.1	.0	.0	.0	.0
C90 Mieloma multipl.t.m.plasma	5.3	( 1.7)	4.6	1.9	1.7	1.4	.8	4.4	( 1.3)	3.7	1.6	2.4	1.9	1.1
C91 Leucemia linfoide	6.0	( 1.8)	5.4	2.6	2.6	2.3	1.7	.9	( .5)	.8	.3	.2	.1	.1
C92 Leucemia mieloide	5.0	( 1.7)	4.2	2.0	3.1	2.5	1.5	4.6	( 1.5)	4.1	2.2	3.2	2.8	1.9
C93 Leucemia monocitica	.2	( .4)	.2	.1	.2	.2	.1	.0	( .0)	.0	.0	.0	.0	.0
C95 Leucemie cell.non specific	1.1	( .8)	.9	.4	.8	.6	.3	.9	( .6)	.8	.3	.2	.2	.1
C96 Al. n.s. t.m.tess.linf.ema	1.1	( .8)	.9	.4	.9	.7	.4	.5	( .5)	.4	.2	.2	.2	.2
C00-C99 TUMORI MALIGNI	331.0	( 13.8)	288.0	139.7	184.1	154.7	98.0	179.1	( 9.0)	157.5	81.4	111.7	95.5	61.8

INCIDENZA E MORTALITÀ PER CANCRO IN UMBRIA. 2003-2005

TABELLA 81. REGISTRO TUMORI UMBRO DI POPOLAZIONE. 2003-2005.  
ASL n.2 -

Numero dei decessi per tumori maligni, tasso grezzo di mortalità e tassi standard. di Anni di Vita Potenziale Persi (YPLL) per 100.000 resid., per causa.

ICD10	MASCHI				FEMMINE			
	-numero di YPLL-		-tassi standard. YPLL-		-numero di YPLL-		-tassi standard. YPLL-	
	<65 anni	<75 anni	<65 anni	<75 anni	<65 anni	<75 anni	<65 anni	<75 anni
C02 Altre ns parti lingua	20	60	4.7	12.8	23	35	4.5	6.2
C04 Pavimento orale	10	30	2.2	6.2	0	0	.0	.0
C05 Palato	0	7	.0	1.5	0	0	.0	.0
C06 Altre ns parti bocca	0	2	.0	.4	0	0	.0	.0
C07 Parotide	23	47	4.6	8.9	13	22	2.8	4.6
C09 Tonsille	0	2	.0	.4	0	0	.0	.0
C10 Orofaringe	20	40	4.2	7.8	0	0	.0	.0
C11 Nasofaringe	0	7	.0	1.5	0	0	.0	.0
C12 Seno piriforme	8	17	1.6	3.5	0	0	.0	.0
C13 Ipofaringe	8	20	1.6	3.8	0	0	.0	.0
C14 Al.n.s.sedi lab.cav.or.far	15	62	3.3	12.1	0	0	.0	.0
C15 Esofago	38	97	7.7	17.9	0	22	.0	3.8
C16 Stomaco	243	840	55.2	166.0	88	322	18.1	58.4
C17 Piccolo intestino	0	5	.0	.7	0	0	.0	.0
C18 Colon	255	802	54.6	156.7	205	557	42.1	100.7
C19 Giunz.rettosigmoidea	15	77	3.4	15.5	25	47	5.0	8.7
C20 Retto	150	332	41.1	75.1	58	142	12.7	26.4
C22 Fegato dotti intraepatici	148	462	32.9	91.5	95	227	22.3	43.0
C23 Colecisti	5	32	1.2	6.8	30	127	6.1	22.9
C24 Al.n.s.parti vie biliari	0	2	.0	.4	3	27	.5	4.6
C25 Pancreas	155	495	34.8	99.4	110	405	22.5	72.9
C26 Al.mal def.organi digerent	10	65	2.2	12.7	48	135	9.6	24.1
C30 Cavità nasali orecc.medio	3	12	.6	2.7	13	22	2.8	4.6
C31 Seni accessori	58	87	20.3	26.0	0	2	.0	.3
C32 Laringe	60	172	13.6	34.3	0	10	.0	1.6
C33 Trachea	0	7	.0	1.5	0	0	.0	.0
C34 Bronchi e polmoni	825	2377	180.7	467.6	290	792	61.0	146.3
C37 Timo	18	27	3.6	5.1	0	0	.0	.0
C38 Cuore mediastino pleura	18	27	3.6	5.1	3	15	.5	2.7
C40 Ossa cart.art.arti	25	45	5.2	8.6	0	0	.0	.0
C41 Ossa cart.art.altre e ns s	113	157	33.5	40.8	0	2	.0	.3
C43 Melanoma della pelle	78	140	19.3	30.3	40	95	8.4	18.0
C44 Pelle non melanomi	0	2	.0	.4	0	0	.0	.0
C45 Mesotelioma	13	32	2.9	6.6	28	65	5.6	11.9
C48 Retroperit.peritoneo	45	75	15.0	20.7	23	47	4.5	8.0
C49 Tess.connettivo e molle	30	60	6.5	11.7	40	82	8.0	14.8
C50 Mammella	0	5	.0	.7	865	1810	179.5	336.3
C61 Prostata	28	210	6.2	40.7	0	0	.0	.0
C64 Rene eccet.pelvi renale	83	242	18.8	47.4	8	35	1.5	6.0
C66 Uretere	0	2	.0	.4	0	0	.0	.0
C67 Vescica	75	282	16.0	54.6	3	22	.5	4.0
C68 Al.n.s.organi urinari	8	17	1.6	3.5	0	0	.0	.0
C70 Meningi	0	2	.0	.4	0	0	.0	.0
C71 Cervello	285	580	71.3	124.2	130	260	27.8	49.4
C73 Ghiandola tiroide	5	35	1.2	7.2	18	35	3.5	6.3
C74 Ghiandole surrenali	80	100	19.9	22.3	0	0	.0	.0
C76 Altre e mal.def.sedi	15	35	3.5	7.5	3	22	.5	4.0
C80 T.m.n.a.s. o n.s.prim.sec.	85	230	17.9	43.7	43	177	8.6	30.1
C81 Malattia di Hodgkin	8	20	1.6	3.8	33	42	6.9	8.2
C85 Al. n.s.linfomi nonHodgkin	93	220	20.1	43.4	50	170	10.1	28.8
C88 Mal.immunoprolifer.maligna	0	2	.0	.4	0	0	.0	.0
C90 Mieloma multipl.t.m.plasma	8	55	1.8	10.9	8	70	1.5	10.9
C91 Leucemia linfoide	128	220	29.6	45.1	0	2	.0	.3
C92 Leucemia mieloide	20	97	4.6	18.5	100	227	19.7	40.6
C93 Leucemia monocitica	0	7	.0	1.5	0	0	.0	.0
C95 Leucemie cell.non specific	0	15	.0	2.5	8	17	1.5	3.2
C96 Al. n.s. t.m.tess.linf.ema	0	20	.0	3.6	13	22	2.8	4.6
C00-C99 TUMORI MALIGNI	3320	9135	774.2	1844.7	2875	7107	598.2	1297.9

INCIDENZA E MORTALITÀ PER CANCRO IN UMBRIA. 2003-2005

TABELLA 82. REGISTRO TUMORI UMBRO DI POPOLAZIONE. 2003-2005.  
ASL n.2 -

Numero dei decessi per tumori maligni, tasso grezzo e rischi cumulativi di mortalità per 100.

ICD10	MASCHI					FEMMINE				
	numero decessi	tasso grezzo	-rischi 0-74(e.s.)	cumulativi- 0-64 55-74		numero decessi	tasso grezzo	-rischi 0-74(e.s.)	cumulativi- 0-64 55-74	
C01 Base della lingua	0	.0	.0( .0)	.0	.0	1	.2	.0( .0)	.0	.0
C02 Altre ns parti lingua	7	1.4	.1( .1)	.1	.1	3	.6	.0( .0)	.0	.0
C03 Gengiva	0	.0	.0( .0)	.0	.0	0	.0	.0( .0)	.0	.0
C04 Pavimento orale	2	.4	.0( .0)	.0	.0	0	.0	.0( .0)	.0	.0
C05 Palato	1	.2	.0( .0)	.0	.0	0	.0	.0( .0)	.0	.0
C06 Altre ns parti bocca	2	.4	.0( .0)	.0	.0	0	.0	.0( .0)	.0	.0
C07 Parotide	6	1.2	.0( .0)	.0	.0	2	.4	.0( .0)	.0	.0
C08 Altre n.s.ghiand.saliv.mag	3	.6	.0( .0)	.0	.0	1	.2	.0( .0)	.0	.0
C09 Tonsille	1	.2	.0( .0)	.0	.0	0	.0	.0( .0)	.0	.0
C10 Orofaringe	3	.6	.0( .0)	.0	.0	0	.0	.0( .0)	.0	.0
C11 Nasofaringe	1	.2	.0( .0)	.0	.0	0	.0	.0( .0)	.0	.0
C12 Seno piriforme	1	.2	.0( .0)	.0	.0	0	.0	.0( .0)	.0	.0
C13 Ipofaringe	2	.4	.0( .0)	.0	.0	0	.0	.0( .0)	.0	.0
C14 Al.n.s.sedi lab.cav.or.far	7	1.4	.1( .1)	.0	.1	1	.2	.0( .0)	.0	.0
C15 Esofago	18	3.6	.2( .1)	.0	.2	6	1.1	.0( .0)	.0	.0
C16 Stomaco	184	36.5	1.7( .3)	.5	1.5	102	18.9	.5( .1)	.2	.4
C17 Piccolo intestino	4	.8	.0( .0)	.0	.0	3	.6	.0( .0)	.0	.0
C18 Colon	159	31.6	1.3( .3)	.5	1.2	130	24.1	.7( .2)	.4	.6
C19 Giunz.rettosigmoidea	13	2.6	.2( .1)	.1	.2	7	1.3	.0( .0)	.0	.0
C20 Retto	46	9.1	.4( .2)	.2	.4	30	5.6	.2( .1)	.1	.2
C21 Ano e canale anale	3	.6	.0( .0)	.0	.0	0	.0	.0( .0)	.0	.0
C22 Fegato dotti intraepatici	99	19.7	.8( .2)	.3	.7	84	15.6	.4( .1)	.1	.3
C23 Colecisti	3	.6	.1( .1)	.0	.1	23	4.3	.2( .1)	.1	.2
C24 Al.n.s.parti vie biliari	8	1.6	.0( .0)	.0	.0	21	3.9	.1( .1)	.0	.1
C25 Pancreas	75	14.9	.8( .2)	.4	.7	81	15.0	.6( .2)	.3	.6
C26 Al.mal def.organi digerent	27	5.4	.1( .1)	.0	.1	40	7.4	.2( .1)	.1	.2
C30 Cavità nasali orecc.medio	1	.2	.0( .0)	.0	.0	1	.2	.0( .0)	.0	.0
C31 Seni accessori	3	.6	.1( .1)	.1	.0	2	.4	.0( .0)	.0	.0
C32 Laringe	31	6.2	.3( .1)	.1	.3	2	.4	.0( .0)	.0	.0
C33 Trachea	2	.4	.0( .0)	.0	.0	0	.0	.0( .0)	.0	.0
C34 Bronchi e polmoni	427	84.8	3.8( .5)	1.6	3.3	127	23.5	1.0( .2)	.6	.9
C37 Timo	1	.2	.0( .0)	.0	.0	0	.0	.0( .0)	.0	.0
C38 Cuore mediastino pleura	3	.6	.0( .0)	.0	.0	3	.6	.0( .0)	.0	.0
C40 Ossa cart.art.arti	2	.4	.0( .0)	.0	.0	0	.0	.0( .0)	.0	.0
C41 Ossa cart.art.altre e ns s	7	1.4	.1( .1)	.1	.1	3	.6	.0( .0)	.0	.0
C43 Melanoma della pelle	14	2.8	.1( .1)	.1	.1	12	2.2	.1( .1)	.1	.1
C44 Pelle non melanomi	5	1.0	.0( .0)	.0	.0	6	1.1	.0( .0)	.0	.0
C45 Mesotelioma	3	.6	.1( .1)	.0	.0	6	1.1	.1( .1)	.0	.0
C48 Retroperit.peritoneo	8	1.6	.1( .1)	.0	.1	8	1.5	.1( .1)	.0	.1
C49 Tess.connettivo e molle	7	1.4	.1( .1)	.0	.0	17	3.1	.1( .1)	.0	.0
C50 Mammella	3	.6	.0( .0)	.0	.0	195	36.1	1.6( .3)	1.1	1.1
C51 Vulva	0	.0	.0( .0)	.0	.0	12	2.2	.0( .0)	.0	.0
C52 Vagina	0	.0	.0( .0)	.0	.0	1	.2	.0( .0)	.0	.0
C53 Collo dell'utero	0	.0	.0( .0)	.0	.0	7	1.3	.0( .0)	.0	.0
C54 Corpo dell'utero	0	.0	.0( .0)	.0	.0	6	1.1	.1( .1)	.0	.0
C55 Utero n.s.	0	.0	.0( .0)	.0	.0	31	5.7	.2( .1)	.1	.1
C56 Ovaio	0	.0	.0( .0)	.0	.0	65	12.0	.6( .2)	.3	.5
C57 Al.n.s.org.genit.femminili	0	.0	.0( .0)	.0	.0	1	.2	.0( .0)	.0	.0
C60 Pene	2	.4	.0( .0)	.0	.0	0	.0	.0( .0)	.0	.0
C61 Prostatata	170	33.7	.5( .2)	.1	.5	0	.0	.0( .0)	.0	.0
C64 Rene eccet.pelvi renale	57	11.3	.5( .2)	.1	.4	14	2.6	.1( .1)	.0	.1
C66 Uretere	1	.2	.0( .0)	.0	.0	1	.2	.0( .0)	.0	.0
C67 Vescica	81	16.1	.5( .2)	.2	.5	26	4.8	.0( .0)	.0	.0
C68 Al.n.s.organi urinari	3	.6	.0( .0)	.0	.0	0	.0	.0( .0)	.0	.0
C70 Meningi	1	.2	.0( .0)	.0	.0	2	.4	.0( .0)	.0	.0
C71 Cervello	50	9.9	.7( .2)	.3	.6	36	6.7	.2( .1)	.1	.1
C72 Midollo spin.nervi cran.al	0	.0	.0( .0)	.0	.0	2	.4	.0( .0)	.0	.0
C73 Ghiandola tiroide	5	1.0	.1( .1)	.0	.1	5	.9	.0( .0)	.0	.0
C74 Ghiandole surrenali	2	.4	.0( .0)	.0	.0	2	.4	.0( .0)	.0	.0
C76 Altre e mal.def.sedi	7	1.4	.0( .0)	.0	.0	5	.9	.0( .0)	.0	.0
C80 T.m.n.a.s. o n.s.prim.sec.	51	10.1	.4( .1)	.1	.3	53	9.8	.4( .1)	.1	.3
C81 Malattia di Hodgkin	3	.6	.0( .0)	.0	.0	2	.4	.0( .0)	.0	.0
C82 Linfoma follicol.nonHodgki	0	.0	.0( .0)	.0	.0	1	.2	.0( .0)	.0	.0
C83 Linfoma diffuso nonHodgkin	0	.0	.0( .0)	.0	.0	2	.4	.0( .0)	.0	.0
C85 Al. n.s.linfomi nonHodgkin	34	6.7	.3( .1)	.1	.2	41	7.6	.3( .1)	.1	.3
C88 Mal.immunoprolifer.maligna	1	.2	.0( .0)	.0	.0	1	.2	.0( .0)	.0	.0
C90 Mieloma multipl.t.m.plasma	29	5.8	.1( .1)	.1	.1	34	6.3	.2( .1)	.0	.2
C91 Leucemia linfoide	33	6.6	.2( .1)	.1	.2	9	1.7	.0( .0)	.0	.0
C92 Leucemia mieloide	27	5.4	.3( .1)	.0	.3	33	6.1	.3( .1)	.1	.2
C93 Leucemia monocitica	1	.2	.0( .0)	.0	.0	0	.0	.0( .0)	.0	.0
C95 Leucemie cell.non specific	6	1.2	.1( .1)	.0	.1	8	1.5	.0( .0)	.0	.0
C96 Al. n.s. t.m.tess.linf.ema	6	1.2	.1( .1)	.0	.1	3	.6	.0( .0)	.0	.0
C00-C99 TUMORI MALIGNI	1762	349.8	13.8( .9)	5.4	12.3	1321	244.7	8.4( .6)	4.0	6.9

INCIDENZA E MORTALITÀ PER CANCRO IN UMBRIA. 2003-2005

TABELLA 83. REGISTRO TUMORI UMBRO DI POPOLAZIONE. 2003-2005.  
ASL n.3 -

Numero dei decessi registrati per tumori maligni, nella popolazione residente, per eta' e per causa. Maschi.

ICD10	0-	5-	10-	15-	20-	25-	30-	35-	40-	45-	50-	55-	60-	65-	70-	75-	80-	85+	TOTALE
C00 Labbro	0	0	0	0	0	0	0	0	0	0	0	0	0	0	0	0	1	0	1
C02 Altre ns parti lingua	0	0	0	0	0	0	0	0	0	0	0	0	1	0	0	0	0	0	1
C04 Pavimento orale	0	0	0	0	0	0	0	0	0	0	0	0	0	1	0	0	0	0	1
C06 Altre ns parti bocca	0	0	0	0	0	0	0	0	0	0	0	0	2	1	0	1	0	0	4
C10 Orofaringe	0	0	0	0	0	0	0	0	0	0	0	0	0	1	0	0	0	0	1
C13 Ipo-faringe	0	0	0	0	0	0	0	0	0	0	0	0	0	0	1	0	0	0	1
C14 Al.n.s.sedi lab.cav.or.far	0	0	0	0	0	0	0	0	0	0	0	0	0	0	1	2	0	0	3
C15 Esofago	0	0	0	0	0	0	0	0	0	1	0	2	1	0	3	2	0	2	11
C16 Stomaco	0	0	0	0	0	0	0	0	1	0	5	1	6	16	16	18	14	13	90
C17 Piccolo intestino	0	0	0	0	0	0	0	0	0	0	0	0	0	0	0	1	0	0	1
C18 Colon	0	0	0	0	0	0	0	1	0	1	1	4	3	8	14	12	10	6	60
C19 Giunz.rettosigmoidea	0	0	0	0	0	0	0	0	0	0	0	0	0	2	2	0	0	1	5
C20 Retto	0	0	0	0	0	0	0	0	0	0	1	3	3	4	4	5	3	3	23
C22 Fegato dotti intraepatici	0	0	0	0	0	0	0	0	0	0	0	2	5	5	10	12	7	8	49
C23 Colecisti	0	0	0	0	0	0	0	0	0	0	0	0	0	1	1	1	3	2	8
C24 Al.n.s.parti vie biliari	0	0	0	0	0	0	0	0	0	0	0	1	0	0	0	1	3	5	10
C25 Pancreas	0	0	0	0	0	0	0	0	0	0	2	3	3	2	5	10	14	3	42
C26 Al.mal def.organi digerent	0	0	0	0	0	0	0	0	0	0	1	0	2	2	2	2	2	4	15
C31 Seni accessori	0	0	0	0	0	0	0	0	0	0	0	0	0	0	0	1	0	0	1
C32 Laringe	0	0	0	0	0	0	0	0	0	0	0	1	0	3	2	2	3	0	11
C33 Trachea	0	0	0	0	0	0	0	0	0	0	0	0	0	0	0	0	0	1	1
C34 Bronchi e polmoni	0	0	0	0	0	0	1	0	0	7	6	10	19	23	41	46	33	15	201
C38 Cuore mediastino pleura	0	0	0	0	0	0	0	0	0	0	0	0	0	1	0	0	0	0	1
C41 Ossa cart.art.altre e ns s	0	0	0	0	0	0	0	0	0	1	0	0	0	0	1	1	0	0	3
C43 Melanoma della pelle	0	0	0	0	0	0	0	0	0	0	0	0	1	0	3	2	0	0	6
C45 Mesotelioma	0	0	0	0	0	0	0	0	0	0	0	0	0	3	0	2	0	0	5
C48 Retroperit.peritoneo	0	0	0	0	0	0	0	0	0	0	0	0	1	0	1	1	0	0	3
C49 Tess.connettivo e molle	0	0	0	0	0	0	0	0	0	0	0	0	0	0	1	1	1	0	3
C50 Mammella	0	0	0	0	0	0	0	0	0	0	0	0	0	0	0	0	1	0	1
C61 Prostata	0	0	0	0	0	0	0	0	0	0	0	0	1	1	8	28	26	22	86
C63 Al.n.s.org.genit.maschili	0	0	0	0	0	0	0	0	0	0	1	0	0	0	1	0	1	0	3
C64 Rene eccet.pelvi renale	0	0	0	0	0	0	0	0	0	0	1	4	6	1	2	5	6	2	27
C65 Pelvi renale	0	0	0	0	0	0	0	0	0	0	0	0	1	0	0	1	1	0	3
C66 Uretere	0	0	0	0	0	0	0	0	0	0	0	0	0	1	0	0	0	0	1
C67 Vescica	0	0	0	0	0	0	0	0	0	0	0	1	1	4	10	11	15	12	54
C69 Occhio e annessi	0	0	0	0	0	0	0	0	0	0	0	0	0	0	0	1	0	0	1
C71 Cervello	0	0	0	0	0	0	0	0	0	2	2	1	2	3	2	1	3	0	16
C73 Ghiandola tiroide	0	0	0	0	0	0	0	0	0	0	0	0	0	0	2	0	1	1	4
C74 Ghiandole surrenali	0	0	0	0	0	0	0	0	0	0	0	0	0	0	1	0	0	0	1
C75 Al.ghiand.endocr.strutt.co	0	0	0	0	0	0	0	0	0	0	1	0	0	0	0	0	0	0	1
C76 Altre e mal.def.sedi	0	0	0	0	0	0	0	0	0	0	1	1	1	1	0	0	1	0	4
C80 T.m.n.a.s. o n.s.prim.sec.	0	0	0	0	0	0	0	0	0	0	1	0	1	2	1	3	10	5	23
C81 Malattia di Hodgkin	0	0	0	0	0	0	0	0	0	0	0	0	0	0	0	0	0	1	1
C83 Linfoma diffuso nonHodgkin	0	0	0	0	0	0	0	0	0	0	0	0	0	0	1	0	0	0	1
C84 Linfoma perif.cutane.cell.T	0	0	0	0	0	0	0	0	0	0	0	0	0	0	0	0	0	1	1
C85 Al. n.s.linfomi nonHodgkin	0	0	0	0	0	0	0	0	1	0	1	0	4	4	4	3	3	3	21
C88 Mal.immunoprolifer.maligna	0	0	0	0	0	0	0	0	0	0	0	0	0	0	1	0	0	0	1
C90 Mieloma multipl.t.m.plasma	0	0	0	0	0	0	0	0	0	0	1	0	3	2	1	3	4	1	15
C91 Leucemia linfoide	0	0	1	0	0	0	0	0	0	0	1	0	1	0	3	0	4	4	14
C92 Leucemia mieloide	0	0	0	0	0	0	0	0	1	0	1	0	2	1	3	1	4	2	15
C95 Leucemie cell.non specific	0	0	0	0	0	0	0	0	0	0	0	0	1	0	1	2	2	2	6
C96 Al. n.s. t.m.tess.linf.ema	0	0	0	0	0	0	0	0	0	0	0	0	0	0	0	0	0	2	2
C00-C99 TUMORI MALIGNI	0	0	1	0	0	0	1	1	3	12	25	33	66	91	148	183	178	121	863

**INCIDENZA E MORTALITÀ PER CANCRO IN UMBRIA. 2003-2005**

TABELLA 84. REGISTRO TUMORI UMBRO DI POPOLAZIONE. 2003-2005.  
ASL n.3 -

Numero dei decessi per tumori maligni, registrati nella popolazione residente, per età e per causa. Femmine.

ICD10	0-	5-	10-	15-	20-	25-	30-	35-	40-	45-	50-	55-	60-	65-	70-	75-	80-	85+	TOTALE
C06 Altre ns parti bocca	0	0	0	0	0	0	0	0	0	0	1	0	0	0	0	0	0	0	1
C07 Parotide	0	0	0	0	0	0	0	0	0	0	0	0	0	0	0	0	0	1	1
C10 Orofaringe	0	0	0	0	0	0	0	0	0	1	0	0	0	0	0	0	0	0	1
C11 Nasofaringe	0	0	0	0	0	0	0	0	0	0	0	0	1	0	0	0	0	0	1
C14 Al.n.s.sedi lab.cav.or.far	0	0	0	0	0	0	0	0	0	1	0	0	0	1	0	0	0	0	2
C15 Esofago	0	0	0	0	0	0	0	0	0	0	0	0	0	0	1	2	0	0	3
C16 Stomaco	0	0	0	0	0	0	0	0	2	1	2	1	5	4	7	13	19	54	54
C17 Piccolo intestino	0	0	0	0	0	0	0	0	0	0	0	0	0	0	1	0	0	0	1
C18 Colon	0	0	0	0	0	0	0	2	2	1	1	4	5	8	13	8	21	65	65
C19 Giunz.rettosigmoidea	0	0	0	0	0	0	0	0	0	0	0	0	0	0	1	0	1	2	2
C20 Retto	0	0	0	0	0	0	0	0	1	0	0	0	0	0	2	2	2	7	7
C22 Fegato dotti intraepatici	0	0	0	0	0	0	0	0	0	0	0	0	0	4	5	6	5	20	20
C23 Colecisti	0	0	0	0	0	0	0	0	0	0	0	1	0	0	1	3	2	7	7
C24 Al.n.s.parti vie biliari	0	0	0	0	0	0	0	0	0	0	0	0	1	0	3	1	4	9	9
C25 Pancreas	0	0	0	0	0	0	0	0	0	0	0	2	2	6	3	8	9	30	30
C26 Al.mal def.organi digerent	0	0	0	0	0	0	0	0	0	1	1	1	1	2	1	6	13	26	26
C30 Cavità nasali orecc.medio	0	0	0	0	0	0	0	0	0	0	0	0	0	0	0	0	1	1	1
C32 Laringe	0	0	0	0	0	0	0	0	0	0	0	0	0	0	0	1	0	1	1
C33 Trachea	0	0	0	0	0	0	0	0	0	0	0	0	0	1	0	0	0	1	1
C34 Bronchi e polmoni	0	0	0	0	0	0	1	0	0	0	1	1	5	7	14	4	6	39	39
C39 Al.mal def.org.resp.intrat	0	0	0	0	0	0	0	0	0	0	0	0	0	0	0	0	1	1	1
C41 Ossa cart.art.altre e ns s	0	0	0	0	0	0	0	0	0	0	0	0	1	0	0	0	0	1	1
C43 Melanoma della pelle	0	0	0	0	0	0	1	0	0	1	0	0	1	1	0	2	2	8	8
C44 Pelle non melanomi	0	0	0	0	0	0	0	0	0	0	0	0	0	0	1	0	0	1	1
C45 Mesotelioma	0	0	0	0	0	0	0	0	1	0	0	0	0	1	0	0	0	2	2
C48 Retroperit.peritoneo	0	0	0	0	0	0	0	0	0	0	0	0	0	0	1	0	0	1	1
C49 Tess.connettivo e molle	0	0	0	0	0	1	0	0	0	1	0	2	0	1	0	0	1	6	6
C50 Mammella	0	0	0	0	0	1	1	1	3	3	7	12	9	10	14	15	16	92	92
C52 Vagina	0	0	0	0	0	0	0	0	0	0	0	0	0	0	1	0	1	0	1
C53 Collo dell'utero	0	0	0	0	0	0	1	0	0	1	0	0	0	2	1	1	1	7	7
C54 Corpo dell'utero	0	0	0	0	0	0	0	0	0	0	1	0	0	0	0	3	0	4	4
C55 Utero n.s.	0	0	0	0	0	0	0	0	0	0	0	1	2	1	5	5	7	21	21
C56 Ovaio	0	0	0	0	0	0	0	0	0	2	2	3	2	5	9	9	2	34	34
C64 Rene eccet.pelvi renale	0	0	0	0	0	0	0	0	0	0	0	0	1	1	1	1	4	8	8
C65 Pelvi renale	0	0	0	0	0	0	0	0	0	0	0	0	0	1	0	0	0	1	1
C66 Uretere	0	0	0	0	0	0	0	0	0	0	0	0	0	1	0	0	0	1	1
C67 Vescica	0	0	0	0	0	0	0	0	0	0	0	0	0	1	5	3	7	16	16
C68 Al.n.s.organi urinari	0	0	0	0	0	0	0	0	0	0	0	0	0	0	0	0	1	1	1
C70 Meningi	0	0	0	0	0	0	0	0	0	0	0	1	0	0	0	0	0	1	1
C71 Cervello	0	0	0	0	0	0	0	0	0	0	0	2	0	3	5	1	2	13	13
C72 Midollo spin.nervi cran.al	0	0	0	0	0	0	0	0	0	0	0	0	0	1	0	0	0	1	1
C73 Ghiandola tiroide	0	0	0	0	0	0	0	0	0	0	0	0	1	0	0	0	0	1	1
C74 Ghiandole surrenali	1	0	0	0	0	0	0	0	0	0	0	0	0	0	0	0	0	1	1
C76 Altre e mal.def.sedi	0	0	0	0	0	0	0	1	0	0	1	0	0	0	0	1	0	3	3
C80 T.m.n.a.s. o n.s.prim.sec.	0	0	0	0	0	0	0	0	1	0	1	0	2	2	3	4	5	18	18
C83 Linfoma diffuso nonHodgkin	0	0	0	0	0	0	0	0	0	0	0	1	0	0	0	0	0	1	1
C85 Al. n.s.linfomi nonHodgkin	0	0	0	0	0	0	0	0	3	0	0	1	1	3	4	6	2	20	20
C88 Mal.immunoprolifer.maligna	0	0	0	0	0	0	0	0	0	0	0	0	0	0	0	2	0	2	2
C90 Mieloma multipl.t.m.plasma	0	0	0	0	0	0	0	0	0	0	1	1	1	2	0	2	9	16	16
C91 Leucemia linfoide	0	0	0	0	0	0	1	0	0	0	1	0	1	2	1	4	2	12	12
C92 Leucemia mieloide	0	0	1	0	0	0	0	0	0	0	1	0	1	3	2	0	8	8	8
C95 Leucemie cell.non specific	0	0	0	0	0	0	1	0	0	0	0	0	0	0	1	1	0	3	3
C96 Al. n.s. t.m.tess.linf.ema	0	0	0	0	0	0	0	0	0	0	0	0	0	0	0	1	0	1	1
C00-C99 TUMORI MALIGNI	1	0	1	0	0	0	2	6	4	13	13	20	35	42	72	106	118	146	579

INCIDENZA E MORTALITÀ PER CANCRO IN UMBRIA. 2003-2005

TABELLA 85. REGISTRO TUMORI UMBRO DI POPOLAZIONE. 2003-2005.  
ASL n.3 -

Tassi annui di mortalità per tumori maligni, per 100.000 residenti, per età e per causa. Maschi.

ICD10	0-14	15-	20-	25-	30-	35-	40-	45-	50-	55-	60-	65-	70-	75-	80-	85+	0-74
C00 Labbro	.0	.0	.0	.0	.0	.0	.0	.0	.0	.0	.0	.0	.0	.0	13.0	.0	.0
C02 Altre ns parti lingua	.0	.0	.0	.0	.0	.0	.0	.0	.0	.0	7.4	.0	.0	.0	.0	.0	.5
C04 Pavimento orale	.0	.0	.0	.0	.0	.0	.0	.0	.0	.0	.0	7.8	.0	.0	.0	.0	.5
C06 Altre ns parti bocca	.0	.0	.0	.0	.0	.0	.0	.0	.0	.0	14.8	7.8	.0	9.4	.0	.0	1.5
C10 Orofaringe	.0	.0	.0	.0	.0	.0	.0	.0	.0	.0	.0	7.8	.0	.0	.0	.0	.5
C13 Ipofaringe	.0	.0	.0	.0	.0	.0	.0	.0	.0	.0	.0	.0	8.5	.0	.0	.0	.5
C14 Al.n.s.sedi lab.cav.or.far	.0	.0	.0	.0	.0	.0	.0	.0	.0	.0	.0	.0	8.5	18.9	.0	.0	.5
C15 Esofago	.0	.0	.0	.0	.0	.0	.0	6.4	.0	13.0	7.4	.0	25.5	18.9	.0	46.2	3.4
C16 Stomaco	.0	.0	.0	.0	.0	.0	5.7	.0	33.6	6.5	44.4	126.3	136.3	170.1	182.4	300.5	21.9
C17 Piccolo intestino	.0	.0	.0	.0	.0	.0	.0	.0	.0	.0	.0	.0	.0	9.4	.0	.0	.0
C18 Colon	.0	.0	.0	.0	.0	5.6	.0	6.4	6.7	26.1	22.2	63.1	119.2	113.4	130.3	138.6	15.6
C19 Giunz.rettosigmoidea	.0	.0	.0	.0	.0	.0	.0	.0	.0	.0	.0	.0	17.0	18.9	.0	23.1	1.0
C20 Retto	.0	.0	.0	.0	.0	.0	.0	.0	.0	6.5	22.2	23.6	34.0	37.8	65.1	69.3	5.4
C22 Fegato dotti intraepatici	.0	.0	.0	.0	.0	.0	.0	.0	.0	13.0	37.0	39.4	85.2	113.4	91.2	184.9	10.7
C23 Colecisti	.0	.0	.0	.0	.0	.0	.0	.0	.0	.0	.0	7.8	8.5	9.4	39.0	46.2	1.0
C24 Al.n.s.parti vie biliari	.0	.0	.0	.0	.0	.0	.0	.0	.0	6.5	.0	.0	.0	9.4	39.0	115.5	.5
C25 Pancreas	.0	.0	.0	.0	.0	.0	.0	.0	13.4	19.5	22.2	15.7	42.6	94.5	182.4	69.3	7.3
C26 Al.mal def.organi digerent	.0	.0	.0	.0	.0	.0	.0	.0	6.7	.0	14.8	15.7	17.0	18.9	26.0	92.4	3.4
C31 Seni accessori	.0	.0	.0	.0	.0	.0	.0	.0	.0	.0	.0	.0	.0	9.4	.0	.0	.0
C32 Laringe	.0	.0	.0	.0	.0	.0	.0	.0	.0	6.5	.0	23.6	17.0	18.9	39.0	.0	2.9
C33 Trachea	.0	.0	.0	.0	.0	.0	.0	.0	.0	.0	.0	.0	.0	.0	.0	23.1	.0
C34 Bronchi e polmoni	.0	.0	.0	.0	5.6	.0	.0	44.6	40.3	65.3	140.8	181.6	349.3	434.8	430.0	346.7	52.0
C38 Cuore mediastino pleura	.0	.0	.0	.0	.0	.0	.0	.0	.0	.0	.0	7.8	.0	.0	.0	.0	.5
C41 Ossa cart.art.altre e ns s	.0	.0	.0	.0	.0	.0	.0	6.4	.0	.0	.0	.0	8.5	9.4	.0	.0	1.0
C43 Melanoma della pelle	.0	.0	.0	.0	.0	.0	.0	.0	.0	.0	7.4	.0	25.5	18.9	.0	.0	1.9
C45 Mesotelioma	.0	.0	.0	.0	.0	.0	.0	.0	.0	.0	.0	23.6	.0	18.9	.0	.0	1.5
C48 Retroperit.peritoneo	.0	.0	.0	.0	.0	.0	.0	.0	.0	.0	7.4	.0	8.5	9.4	.0	.0	1.0
C49 Tess.connettivo e molle	.0	.0	.0	.0	.0	.0	.0	.0	.0	.0	.0	.0	8.5	9.4	13.0	.0	.5
C50 Mammella	.0	.0	.0	.0	.0	.0	.0	.0	.0	.0	.0	.0	.0	.0	13.0	.0	.0
C61 Prostatata	.0	.0	.0	.0	.0	.0	.0	.0	.0	.0	7.4	7.8	68.1	264.7	338.8	508.5	4.9
C63 Al.n.s.org.genit.maschili	.0	.0	.0	.0	.0	.0	.0	.0	6.7	.0	.0	.0	8.5	.0	13.0	.0	1.0
C64 Rene eccet.pelvi renale	.0	.0	.0	.0	.0	.0	.0	.0	6.7	26.1	44.4	7.8	17.0	47.2	78.1	46.2	6.8
C65 Pelvi renale	.0	.0	.0	.0	.0	.0	.0	.0	.0	.0	7.4	.0	.0	9.4	13.0	.0	.5
C66 Uretere	.0	.0	.0	.0	.0	.0	.0	.0	.0	.0	.0	7.8	.0	.0	.0	.0	.5
C67 Vescica	.0	.0	.0	.0	.0	.0	.0	.0	.0	6.5	7.4	31.5	85.2	103.9	195.4	277.3	7.8
C69 Occhio e annessi	.0	.0	.0	.0	.0	.0	.0	.0	.0	.0	.0	.0	.0	9.4	.0	.0	.0
C71 Cervello	.0	.0	.0	.0	.0	.0	.0	12.8	13.4	6.5	14.8	23.6	17.0	9.4	39.0	.0	5.8
C73 Ghiandola tiroide	.0	.0	.0	.0	.0	.0	.0	.0	.0	.0	.0	.0	17.0	.0	13.0	23.1	1.0
C74 Ghiandole surrenali	.0	.0	.0	.0	.0	.0	.0	.0	.0	.0	.0	.0	8.5	.0	.0	.0	.5
C75 Al.ghiand.endocr.strutt.co	.0	.0	.0	.0	.0	.0	.0	6.7	.0	.0	.0	.0	.0	.0	.0	.0	.5
C76 Altre e mal.def.sedi	.0	.0	.0	.0	.0	.0	.0	.0	.0	6.5	7.4	7.8	.0	.0	13.0	.0	1.5
C80 T.m.n.a.s. o n.s.prim.sec.	.0	.0	.0	.0	.0	.0	.0	.0	6.7	.0	7.4	15.7	8.5	28.3	130.3	115.5	2.4
C81 Malattia di Hodgkin	.0	.0	.0	.0	.0	.0	.0	.0	.0	.0	.0	.0	.0	.0	.0	23.1	.0
C83 Linfoma diffuso nonHodgkin	.0	.0	.0	.0	.0	.0	.0	.0	.0	.0	.0	.0	8.5	.0	.0	.0	.5
C84 Linfoma perif.cutane.cell.T	.0	.0	.0	.0	.0	.0	.0	.0	.0	.0	.0	.0	.0	.0	.0	23.1	.0
C85 Al. n.s.linfomi nonHodgkin	.0	.0	.0	.0	.0	5.7	.0	6.7	6.5	.0	31.5	34.0	37.8	39.0	69.3	69.3	5.4
C88 Mal.immunoprolifer.maligna	.0	.0	.0	.0	.0	.0	.0	.0	.0	.0	.0	.0	8.5	.0	.0	.0	.5
C90 Mieloma multipl.t.m.plasma	.0	.0	.0	.0	.0	.0	.0	6.7	.0	22.2	15.7	8.5	28.3	52.1	23.1	23.1	3.4
C91 Leucemia linfoide	3.4	.0	.0	.0	.0	.0	.0	.0	6.7	.0	7.4	.0	25.5	.0	52.1	92.4	2.9
C92 Leucemia mieloide	.0	.0	.0	.0	.0	.0	5.7	.0	6.7	.0	14.8	7.8	25.5	9.4	52.1	46.2	3.9
C95 Leucemie cell.non specific	.0	.0	.0	.0	.0	.0	.0	.0	.0	.0	.0	7.8	.0	9.4	26.0	46.2	.5
C96 Al. n.s. t.m.tess.linf.ema	.0	.0	.0	.0	.0	.0	.0	.0	.0	.0	.0	.0	.0	.0	.0	46.2	.0
C00-C99 TUMORI MALIGNI	3.4	.0	.0	.0	5.6	5.6	17.1	76.5	168.1	215.5	489.2	718.6	1261.0	1730.0	2319.5	2797.0	185.3

INCIDENZA E MORTALITÀ PER CANCRO IN UMBRIA. 2003-2005

TABELLA 86. REGISTRO TUMORI UMBRO DI POPOLAZIONE. 2003-2005.  
ASL n.3 -

Tassi annui di mortalità per tumori maligni, per 100.000 residenti, per età e per causa. Femmine.

ICD10	0-14	15-	20-	25-	30-	35-	40-	45-	50-	55-	60-	65-	70-	75-	80-	85+	0-74
C06 Altre ns parti bocca	.0	.0	.0	.0	.0	.0	.0	.0	.0	6.4	.0	.0	.0	.0	.0	.0	.5
C07 Parotide	.0	.0	.0	.0	.0	.0	.0	.0	.0	.0	.0	.0	.0	.0	.0	11.3	.0
C10 Orofaringe	.0	.0	.0	.0	.0	.0	.0	.0	6.8	.0	.0	.0	.0	.0	.0	.0	.5
C11 Nasofaringe	.0	.0	.0	.0	.0	.0	.0	.0	.0	.0	.0	6.8	.0	.0	.0	.0	.5
C14 Al.n.s.sedi lab.cav.or.far	.0	.0	.0	.0	.0	.0	.0	.0	6.8	.0	.0	.0	6.8	.0	.0	.0	1.0
C15 Esofago	.0	.0	.0	.0	.0	.0	.0	.0	.0	.0	.0	.0	.0	6.9	15.8	.0	.0
C16 Stomaco	.0	.0	.0	.0	.0	.0	.0	13.3	6.8	12.8	7.0	33.8	27.3	48.0	102.5	215.0	7.3
C17 Piccolo intestino	.0	.0	.0	.0	.0	.0	.0	.0	.0	.0	.0	.0	.0	6.9	.0	.0	.0
C18 Colon	.0	.0	.0	.0	.0	.0	11.6	13.3	6.8	6.4	27.8	33.8	54.5	89.2	63.1	237.6	11.3
C19 Giunz.rettosigmoidea	.0	.0	.0	.0	.0	.0	.0	.0	.0	.0	.0	.0	.0	6.9	.0	11.3	.0
C20 Retto	.0	.0	.0	.0	.0	.0	6.6	.0	.0	.0	.0	.0	.0	13.7	15.8	22.6	.5
C22 Fegato dotti intraepatici	.0	.0	.0	.0	.0	.0	.0	.0	.0	.0	.0	.0	27.3	34.3	47.3	56.6	2.0
C23 Colecisti	.0	.0	.0	.0	.0	.0	.0	.0	.0	.0	7.0	.0	.0	6.9	23.7	22.6	.5
C24 Al.n.s.parti vie biliari	.0	.0	.0	.0	.0	.0	.0	.0	.0	.0	.0	6.8	.0	20.6	7.9	45.3	.5
C25 Pancreas	.0	.0	.0	.0	.0	.0	.0	.0	.0	.0	13.9	13.5	40.9	20.6	63.1	101.8	4.9
C26 Al.mal def.organi digerent	.0	.0	.0	.0	.0	.0	.0	.0	6.8	6.4	7.0	6.8	13.6	6.9	47.3	147.1	2.9
C30 Cavità nasali orecc.medio	.0	.0	.0	.0	.0	.0	.0	.0	.0	.0	.0	.0	.0	.0	.0	11.3	.0
C32 Laringe	.0	.0	.0	.0	.0	.0	.0	.0	.0	.0	.0	.0	.0	.0	7.9	.0	.0
C33 Trachea	.0	.0	.0	.0	.0	.0	.0	.0	.0	.0	.0	.0	6.8	.0	.0	.0	.5
C34 Bronchi e polmoni	.0	.0	.0	.0	.0	5.7	.0	.0	.0	6.4	7.0	33.8	47.7	96.1	31.5	67.9	7.3
C39 Al.mal def.org.resp.intrat	.0	.0	.0	.0	.0	.0	.0	.0	.0	.0	.0	.0	.0	.0	.0	11.3	.0
C41 Ossa cart.art.altre e ns s	.0	.0	.0	.0	.0	.0	.0	.0	.0	.0	.0	6.8	.0	.0	.0	.0	.5
C43 Melanoma della pelle	.0	.0	.0	.0	.0	5.7	.0	.0	6.8	.0	.0	6.8	6.8	.0	15.8	22.6	2.0
C44 Pelle non melanomi	.0	.0	.0	.0	.0	.0	.0	.0	.0	.0	.0	.0	.0	6.9	.0	.0	.0
C45 Mesotelioma	.0	.0	.0	.0	.0	.0	.0	6.6	.0	.0	.0	.0	6.8	.0	.0	.0	1.0
C48 Retroperit.peritoneo	.0	.0	.0	.0	.0	.0	.0	.0	.0	.0	.0	.0	.0	6.9	.0	.0	.0
C49 Tess.connettivo e molle	.0	.0	.0	.0	6.0	.0	.0	.0	6.8	.0	13.9	.0	6.8	.0	.0	11.3	2.4
C50 Mammella	.0	.0	.0	.0	6.0	5.7	5.8	19.9	20.3	44.8	83.5	60.9	68.2	96.1	118.3	181.0	23.0
C52 Vagina	.0	.0	.0	.0	.0	.0	.0	.0	.0	.0	.0	.0	.0	.0	7.9	.0	.0
C53 Collo dell'utero	.0	.0	.0	.0	.0	5.7	.0	.0	6.8	.0	.0	.0	13.6	6.9	7.9	11.3	2.0
C54 Corpo dell'utero	.0	.0	.0	.0	.0	.0	.0	.0	.0	6.4	.0	.0	.0	.0	23.7	.0	.5
C55 Utero n.s.	.0	.0	.0	.0	.0	.0	.0	.0	.0	.0	7.0	13.5	6.8	34.3	39.4	79.2	2.0
C56 Ovaio	.0	.0	.0	.0	.0	.0	.0	.0	13.6	12.8	20.9	13.5	34.1	61.8	71.0	22.6	6.9
C64 Rene eccet.pelvi renale	.0	.0	.0	.0	.0	.0	.0	.0	.0	.0	.0	6.8	6.8	6.9	7.9	45.3	1.0
C65 Pelvi renale	.0	.0	.0	.0	.0	.0	.0	.0	.0	.0	.0	.0	6.8	.0	.0	.0	.5
C66 Uretere	.0	.0	.0	.0	.0	.0	.0	.0	.0	.0	.0	.0	6.8	.0	.0	.0	.5
C67 Vescica	.0	.0	.0	.0	.0	.0	.0	.0	.0	.0	.0	.0	6.8	34.3	23.7	79.2	.5
C68 Al.n.s.organi urinari	.0	.0	.0	.0	.0	.0	.0	.0	.0	.0	.0	.0	.0	.0	.0	11.3	.0
C70 Meningi	.0	.0	.0	.0	.0	.0	.0	.0	.0	.0	7.0	.0	.0	.0	.0	.0	.5
C71 Cervello	.0	.0	.0	.0	.0	.0	.0	.0	.0	.0	13.9	.0	20.4	34.3	7.9	22.6	2.4
C72 Midollo spin.nervi cran.al	.0	.0	.0	.0	.0	.0	.0	.0	.0	.0	.0	.0	6.8	.0	.0	.0	.5
C73 Ghiandola tiroide	.0	.0	.0	.0	.0	.0	.0	.0	.0	.0	.0	6.8	.0	.0	.0	.0	.5
C74 Ghiandole surrenali	3.7	.0	.0	.0	.0	.0	.0	.0	.0	.0	.0	.0	.0	.0	.0	.0	.5
C76 Altre e mal.def.sedi	.0	.0	.0	.0	.0	.0	5.8	.0	.0	6.4	.0	.0	.0	.0	7.9	.0	1.0
C80 T.m.n.a.s. o n.s.prim.sec.	.0	.0	.0	.0	.0	.0	.0	6.6	.0	6.4	.0	13.5	13.6	20.6	31.5	56.6	2.9
C83 Linfoma diffuso nonHodgkin	.0	.0	.0	.0	.0	.0	.0	.0	.0	.0	7.0	.0	.0	.0	.0	.0	.5
C85 Al. n.s.linfomi nonHodgkin	.0	.0	.0	.0	.0	.0	19.9	.0	.0	7.0	6.8	20.4	27.4	47.3	22.6	3.9	.0
C88 Mal.immunoprolifer.maligna	.0	.0	.0	.0	.0	.0	.0	.0	.0	.0	.0	.0	.0	.0	15.8	.0	.0
C90 Mieloma multipl.t.m.plasma	.0	.0	.0	.0	.0	.0	.0	.0	.0	6.4	7.0	6.8	13.6	.0	15.8	101.8	2.4
C91 Leucemia linfoide	.0	.0	.0	.0	.0	5.7	.0	.0	.0	6.4	.0	6.8	13.6	6.9	31.5	22.6	2.4
C92 Leucemia mieloide	3.7	.0	.0	.0	.0	.0	.0	.0	.0	.0	7.0	.0	6.8	20.6	15.8	.0	1.5
C95 Leucemie cell.non specific	.0	.0	.0	.0	.0	5.7	.0	.0	.0	.0	.0	.0	.0	6.9	7.9	.0	.5
C96 Al. n.s. t.m.tess.linf.ema	.0	.0	.0	.0	.0	.0	.0	.0	.0	.0	.0	.0	.0	.0	7.9	.0	.0
C00-C99 TUMORI MALIGNI	7.3	.0	.0	.0	11.9	34.2	23.3	86.1	88.1	128.1	243.5	284.3	490.8	727.3	930.5	1652.0	102.3

INCIDENZA E MORTALITÀ PER CANCRO IN UMBRIA. 2003-2005

TABELLA 87. REGISTRO TUMORI UMBRO DI POPOLAZIONE. 2003-2005.  
ASL n.3 -

Tassi annui standardizzati (pop. 1991) di mortalità per tumori maligni, per 100.000 residenti, per causa.

ICD10	MASCHI						FEMMINE					
	TUTTE LE ETA'			0-74			TUTTE LE ETA'			0-74		
	popolazione	----tassi standardizzati----	popolazione	tassi standardizzati	popolazione	----tassi standardizzati----	popolazione	tassi standardizzati	popolazione	tassi standardizzati	popolazione	tassi standardizzati
	Umbra ( e.s.)	Italiana Mond.	Umbra	Italiana Mond.	Umbra	Italiana Mond.	Umbra ( e.s.)	Italiana Mond.	Umbra	Italiana Mond.	Umbra	Italiana Mond.
C00 Labbro	.3 ( .6)	.3	.1	.0	.0	.0	.0 ( .0)	.0	.0	.0	.0	.0
C02 Altre ns parti lingua	.5 ( .8)	.4	.3	.5	.5	.3	.0 ( .0)	.0	.0	.0	.0	.0
C04 Pavimento orale	.5 ( .9)	.4	.2	.6	.4	.2	.0 ( .0)	.0	.0	.0	.0	.0
C06 Altre ns parti bocca	1.9 ( 1.6)	1.6	.9	1.6	1.4	.8	.4 ( .7)	.4	.3	.4	.4	.3
C07 Parotide	.0 ( .0)	.0	.0	.0	.0	.0	.1 ( .3)	.1	.1	.0	.0	.0
C10 Orofaringe	.5 ( .9)	.4	.2	.6	.4	.2	.5 ( .8)	.4	.3	.5	.5	.3
C11 Nasofaringe	.0 ( .0)	.0	.0	.0	.0	.0	.4 ( .8)	.4	.2	.5	.4	.2
C13 Ipopofaringe	.4 ( .6)	.3	.2	.4	.3	.2	.0 ( .0)	.0	.0	.0	.0	.0
C14 Al.n.s.sedi lab.cav.or.far	1.1 ( 1.1)	.9	.4	.4	.3	.2	.8 ( .9)	.7	.5	.8	.7	.5
C15 Esofago	4.2 ( 2.2)	3.7	2.1	3.1	2.6	1.7	.6 ( .7)	.6	.1	.0	.0	.0
C16 Stomaco	35.1 ( 6.5)	30.2	14.7	21.9	18.0	10.8	13.1 ( 3.4)	11.7	5.6	6.4	5.5	3.6
C17 Piccolo intestino	.4 ( .6)	.3	.1	.0	.0	.0	.3 ( .5)	.2	.1	.0	.0	.0
C18 Colon	23.0 ( 5.2)	19.7	9.7	14.8	12.2	7.4	17.0 ( 4.0)	15.0	7.7	9.7	8.2	5.4
C19 Giunz.rettosigmoidea	1.8 ( 1.4)	1.5	.6	.8	.6	.3	.4 ( .5)	.4	.1	.0	.0	.0
C20 Retto	8.9 ( 3.3)	7.6	3.6	5.3	4.4	2.6	1.6 ( 1.1)	1.5	.7	.4	.4	.4
C22 Fegato dotti intraepatici	18.6 ( 4.7)	15.9	7.4	10.4	8.4	5.0	4.4 ( 1.8)	3.8	1.4	1.3	1.0	.6
C23 Colecisti	2.8 ( 1.7)	2.5	.9	1.0	.8	.4	1.6 ( 1.1)	1.4	.6	.5	.4	.3
C24 Al.n.s.parti vie biliari	3.2 ( 1.8)	3.1	1.1	.4	.4	.3	2.0 ( 1.3)	1.8	.7	.5	.4	.2
C25 Pancreas	15.5 ( 4.2)	13.5	5.9	7.0	6.0	3.7	7.3 ( 2.5)	6.3	2.8	3.9	3.1	1.8
C26 Al.mal def.organi digerent	5.8 ( 2.6)	5.1	2.5	3.5	2.9	1.8	5.7 ( 2.1)	5.2	2.4	2.6	2.2	1.4
C30 Cavità nasali orecc.medio	.0 ( .0)	.0	.0	.0	.0	.0	.1 ( .3)	.1	.1	.0	.0	.0
C31 Seni accessori	.4 ( .6)	.3	.1	.0	.0	.0	.0 ( .0)	.0	.0	.0	.0	.0
C32 Laringe	4.4 ( 2.3)	3.7	1.7	2.9	2.4	1.3	.2 ( .3)	.2	.0	.0	.0	.0
C33 Trachea	.3 ( .5)	.3	.1	.0	.0	.0	.3 ( .5)	.2	.1	.3	.2	.1
C34 Bronchi e polmoni	78.2 ( 9.7)	66.9	33.9	50.3	41.9	26.2	10.9 ( 3.2)	9.2	4.3	6.0	4.9	2.9
C38 Cuore mediastino pleura	.5 ( .9)	.4	.2	.6	.4	.2	.0 ( .0)	.0	.0	.0	.0	.0
C39 Al.mal def.org.resp.intrat	.0 ( .0)	.0	.0	.0	.0	.0	.1 ( .3)	.1	.1	.0	.0	.0
C41 Ossa cart.art.altre e ns s	1.1 ( 1.1)	1.0	.6	.8	.7	.6	.4 ( .8)	.4	.2	.5	.4	.2
C43 Melanoma della pelle	2.3 ( 1.7)	1.9	1.0	1.7	1.4	.8	2.3 ( 1.5)	2.0	1.2	1.7	1.5	1.0
C44 Pelle non melanomi	.0 ( .0)	.0	.0	.0	.0	.0	.3 ( .5)	.2	.1	.0	.0	.0
C45 Mesotelioma	2.3 ( 1.8)	1.9	.9	1.7	1.3	.7	.7 ( .9)	.6	.5	.8	.7	.5
C48 Retroperit.peritoneo	1.2 ( 1.2)	1.0	.6	.9	.8	.5	.3 ( .5)	.2	.1	.0	.0	.0
C49 Tess.connettivo e molle	1.1 ( 1.1)	.9	.3	.4	.3	.2	2.2 ( 1.7)	2.0	1.4	2.3	2.0	1.4
C50 Mammella	.3 ( .6)	.3	.1	.0	.0	.0	28.1 ( 5.4)	24.8	14.0	20.7	17.9	11.8
C52 Vagina	.0 ( .0)	.0	.0	.0	.0	.0	.2 ( .3)	.2	.0	.0	.0	.0
C53 Collo dell'utero	.0 ( .0)	.0	.0	.0	.0	.0	2.0 ( 1.4)	1.8	1.1	1.6	1.4	1.0
C54 Corpo dell'utero	.0 ( .0)	.0	.0	.0	.0	.0	1.0 ( .9)	.9	.4	.4	.4	.3
C55 Utero n.s.	.0 ( .0)	.0	.0	.0	.0	.0	5.0 ( 2.0)	4.3	1.8	1.8	1.4	.8
C56 Ovaio	.0 ( .0)	.0	.0	.0	.0	.0	9.9 ( 3.1)	8.5	4.2	5.9	5.0	3.2
C61 Prostata	29.1 ( 5.5)	25.7	8.8	4.3	3.4	1.9	.0 ( .0)	.0	.0	.0	.0	.0
C63 Al.n.s.org.genit.maschili	1.1 ( 1.2)	1.0	.6	.9	.8	.5	.0 ( .0)	.0	.0	.0	.0	.0
C64 Rene eccet.pelvi renale	10.6 ( 3.6)	9.4	4.8	6.8	5.9	3.8	1.8 ( 1.2)	1.6	.7	.8	.6	.3
C65 Pelvi renale	1.2 ( 1.2)	1.0	.5	.5	.5	.3	.3 ( .5)	.2	.1	.3	.2	.1
C66 Uretere	.5 ( .9)	.4	.2	.6	.4	.2	.3 ( .5)	.2	.1	.3	.2	.1
C67 Vescica	19.1 ( 4.6)	16.6	6.6	7.2	5.7	3.3	3.2 ( 1.5)	2.9	1.0	.3	.2	.1
C68 Al.n.s.organi urinari	.0 ( .0)	.0	.0	.0	.0	.0	.1 ( .3)	.1	.1	.0	.0	.0
C69 Occhio e annessi	.4 ( .6)	.3	.1	.0	.0	.0	.0 ( .0)	.0	.0	.0	.0	.0
C70 Meningi	.0 ( .0)	.0	.0	.0	.0	.0	.5 ( .8)	.4	.3	.5	.4	.3
C71 Cervello	6.7 ( 2.9)	5.9	3.6	5.8	5.0	3.4	3.6 ( 1.8)	3.1	1.5	2.0	1.6	1.0
C72 Midollo spin.nervi cran.al	.0 ( .0)	.0	.0	.0	.0	.0	.3 ( .5)	.2	.1	.3	.2	.1
C73 Ghiandola tiroide	1.4 ( 1.2)	1.2	.5	.8	.6	.3	.4 ( .8)	.4	.2	.5	.4	.2
C74 Ghiandole surrenali	.4 ( .6)	.3	.2	.4	.3	.2	.5 ( .9)	.5	1.3	.5	.6	1.3
C75 Al.ghiand.endocr.strutt.co	.5 ( .8)	.4	.3	.5	.5	.3	.0 ( .0)	.0	.0	.0	.0	.0
C76 Altre e mal.def.sedi	1.7 ( 1.5)	1.5	.9	1.5	1.3	.8	1.0 ( 1.1)	1.0	.6	.9	.8	.6
C80 T.m.n.a.s. o n.s.prim.sec.	8.1 ( 3.0)	7.2	2.8	2.5	2.1	1.3	4.6 ( 2.0)	4.0	2.0	2.5	2.1	1.4
C81 Malattia di Hodgkin	.3 ( .5)	.3	.1	.0	.0	.0	.0 ( .0)	.0	.0	.0	.0	.0
C83 Linfoma diffuso nonHodgkin	.4 ( .6)	.3	.2	.4	.3	.2	.5 ( .8)	.4	.3	.5	.4	.3
C84 Linfoma perif.cutane.cell.T	.3 ( .5)	.3	.1	.0	.0	.0	.0 ( .0)	.0	.0	.0	.0	.0
C85 Al. n.s.linfomi nonHodgkin	8.1 ( 3.1)	7.0	3.5	5.2	4.3	2.6	5.5 ( 2.3)	4.9	2.7	3.3	2.8	2.1
C88 Mal.immunoprolifer.maligna	.4 ( .6)	.3	.2	.4	.3	.2	.4 ( .5)	.3	.1	.0	.0	.0
C90 Mieloma multipl.t.m.plasma	6.0 ( 2.7)	5.2	2.5	3.6	3.0	1.9	3.6 ( 1.7)	3.3	1.6	2.1	1.7	1.0
C91 Leucemia linfoide	5.1 ( 2.4)	4.6	2.8	2.8	2.5	2.1	3.2 ( 1.7)	2.8	1.4	2.0	1.7	1.1
C92 Leucemia mieloide	5.7 ( 2.6)	5.0	2.6	3.8	3.2	2.1	2.5 ( 1.6)	2.2	1.6	1.4	1.3	1.4
C95 Leucemia cell.non specific	2.1 ( 1.5)	1.9	.7	.6	.4	.2	.8 ( .9)	.8	.4	.4	.4	.3
C96 Al. n.s. t.m.tess.linf.ema	.6 ( .7)	.6	.2	.0	.0	.0	.2 ( .3)	.2	.0	.0	.0	.0
C00-C99 TUMORI MALIGNI	326.1 ( 19.5)	282.2	133.4	180.2	149.4	92.4	153.6 ( 11.9)	135.3	69.4	88.0	75.0	50.2



**INCIDENZA E MORTALITÀ PER CANCRO IN UMBRIA. 2003-2005**

TABELLA 88. REGISTRO TUMORI UMBRO DI POPOLAZIONE. 2003-2005.  
ASL n.3 -

Numero dei decessi per tumori maligni, tasso grezzo di mortalità e tassi standard. di Anni di Vita Potenziale Persi (YPLL) per 100.000 resid., per causa.

ICD10	MASCHI				FEMMINE			
	-numero di YPLL-		-tassi standard. YPLL-		-numero di YPLL-		-tassi standard. YPLL-	
	<65 anni	<75 anni	<65 anni	<75 anni	<65 anni	<75 anni	<65 anni	<75 anni
C02 Altre ns parti lingua	3	12	1.3	5.7	0	0	.0	.0
C04 Pavimento orale	0	7	.0	3.4	0	0	.0	.0
C06 Altre ns parti bocca	5	32	2.5	14.9	8	17	3.4	7.1
C10 Orofaringe	0	7	.0	3.4	13	22	6.4	10.5
C13 Ipofaringe	0	2	.0	.8	0	0	.0	.0
C14 Al.n.s.sedi lab.cav.or.far	0	2	.0	.8	13	25	6.4	11.1
C15 Esofago	35	82	16.1	34.0	0	0	.0	.0
C16 Stomaco	108	397	53.4	173.5	65	172	30.9	70.6
C18 Colon	95	290	44.0	120.7	110	267	52.5	110.2
C19 Giunz.rettosigmoidea	0	5	.0	1.5	0	0	.0	.0
C20 Retto	15	87	7.2	37.7	18	27	8.3	11.8
C22 Fegato dotti intraepatici	28	160	13.2	67.7	0	10	.0	2.5
C23 Colecisti	0	10	.0	4.1	3	12	1.2	5.4
C24 Al.n.s.parti vie biliari	8	17	3.4	7.3	0	7	.0	2.9
C25 Pancreas	55	162	26.8	70.4	5	55	2.4	20.2
C26 Al.mal def.organi digerent	18	67	8.9	30.2	23	65	11.0	27.1
C32 Laringe	8	45	3.4	18.9	0	0	.0	.0
C34 Bronchi e polmoni	353	1057	168.0	451.1	38	122	16.9	46.5
C38 Cuore mediastino pleura	0	7	.0	3.4	0	0	.0	.0
C41 Ossa cart.art.altre e ns s	18	30	8.0	12.1	0	7	.0	2.9
C43 Melanoma della pelle	3	20	1.3	8.0	40	70	18.8	29.3
C45 Mesotelioma	0	22	.0	10.1	18	30	8.3	12.4
C48 Retroperit.peritoneo	3	15	1.3	6.5	0	0	.0	.0
C49 Tess.connettivo e molle	0	2	.0	.8	50	92	25.3	41.5
C61 Prostata	3	40	1.3	15.2	0	0	.0	.0
C63 Al.n.s.org.genit.maschili	13	25	6.4	11.2	0	0	.0	.0
C64 Rene eccet.pelvi renale	58	180	27.7	78.8	0	10	.0	3.5
C65 Pelvi renale	3	12	1.3	5.7	0	2	.0	.6
C66 Uretere	0	7	.0	3.4	0	2	.0	.6
C67 Vescica	10	85	4.7	34.1	0	2	.0	.6
C71 Cervello	73	170	34.7	74.0	5	32	2.4	12.6
C73 Ghiandola tiroide	0	5	.0	1.5	0	7	.0	2.9
C74 Ghiandole surrenali	0	2	.0	.8	63	72	39.1	41.2
C75 Al.ghiand.endocr.strutt.co	13	22	6.4	10.4	0	0	.0	.0
C76 Altre e mal.def.sedi	10	37	4.7	16.4	30	50	14.1	21.1
C80 T.m.n.a.s. o n.s.prim.sec.	15	52	7.6	23.6	25	65	11.7	25.9
C83 Linfoma diffuso nonHodgkin	0	2	.0	.8	3	12	1.2	5.4
C85 Al. n.s.linfomi nonHodgkin	43	112	20.2	47.9	55	110	26.1	45.6
C88 Mal.immunoprolifer.maligna	0	2	.0	.8	0	0	.0	.0
C90 Mieloma multipl.t.m.plasma	20	77	10.2	35.1	10	42	4.6	16.6
C91 Leuceemia linfoide	68	105	43.8	57.5	35	67	15.8	26.6
C92 Leuceemia mieloide	40	95	19.3	41.2	55	77	39.1	46.9
C95 Leucemie cell.non specific	0	7	.0	3.4	28	37	12.4	15.3
C00-C99 TUMORI MALIGNI	1115	3587	547.1	1548.6	1063	2507	527.4	1055.8

INCIDENZA E MORTALITÀ PER CANCRO IN UMBRIA. 2003-2005

TABELLA 89. REGISTRO TUMORI UMBRO DI POPOLAZIONE. 2003-2005.  
ASL n.3 -

Numero dei decessi per tumori maligni, tasso grezzo e rischi cumulativi di mortalità per 100.

ICD10	MASCHI					FEMMINE				
	numero decessi	tasso grezzo	-rischi 0-74(e.s.)	cumulativi- 0-64 55-74		numero decessi	tasso grezzo	-rischi 0-74(e.s.)	cumulativi- 0-64 55-74	
C00 Labbro	1	.4	.0( .0)	.0	.0	0	.0	.0( .0)	.0	.0
C02 Altre ns parti lingua	1	.4	.0( .1)	.0	.0	0	.0	.0( .0)	.0	.0
C04 Pavimento orale	1	.4	.0( .1)	.0	.0	0	.0	.0( .0)	.0	.0
C06 Altre ns parti bocca	4	1.8	.1( .1)	.1	.1	1	.4	.0( .1)	.0	.0
C07 Parotide	0	.0	.0( .0)	.0	.0	1	.4	.0( .0)	.0	.0
C10 Orofaringe	1	.4	.0( .1)	.0	.0	1	.4	.0( .1)	.0	.0
C11 Nasofaringe	0	.0	.0( .0)	.0	.0	1	.4	.0( .1)	.0	.0
C13 Ipofaringe	1	.4	.0( .1)	.0	.0	0	.0	.0( .0)	.0	.0
C14 Al.n.s.sedi lab.cav.or.far	3	1.3	.0( .1)	.0	.0	2	.8	.1( .1)	.0	.0
C15 Esofago	11	4.8	.3( .2)	.1	.2	3	1.2	.0( .0)	.0	.0
C16 Stomaco	90	39.4	1.7( .5)	.5	1.6	54	22.5	.5( .2)	.2	.4
C17 Piccolo intestino	1	.4	.0( .0)	.0	.0	1	.4	.0( .0)	.0	.0
C18 Colon	60	26.3	1.2( .4)	.3	1.1	65	27.0	.8( .3)	.3	.6
C19 Giunz.rettoSIGMOIDEA	5	2.2	.1( .1)	.0	.1	2	.8	.0( .0)	.0	.0
C20 Retto	23	10.1	.4( .2)	.1	.4	7	2.9	.0( .1)	.0	.0
C22 Fegato dotti intraepatici	49	21.5	.9( .3)	.3	.9	20	8.3	.1( .1)	.0	.1
C23 Colecisti	8	3.5	.1( .1)	.0	.1	7	2.9	.0( .1)	.0	.0
C24 Al.n.s.parti vie biliari	10	4.4	.0( .1)	.0	.0	9	3.7	.0( .1)	.0	.0
C25 Pancreas	42	18.4	.6( .3)	.3	.5	30	12.5	.3( .2)	.1	.3
C26 Al.mal def.organi digerent	15	6.6	.3( .2)	.1	.2	26	10.8	.2( .1)	.1	.2
C30 Cavità nasali orecc.medio	0	.0	.0( .0)	.0	.0	1	.4	.0( .0)	.0	.0
C31 Seni accessori	1	.4	.0( .0)	.0	.0	0	.0	.0( .0)	.0	.0
C32 Laringe	11	4.8	.2( .2)	.0	.2	1	.4	.0( .0)	.0	.0
C33 Trachea	1	.4	.0( .0)	.0	.0	1	.4	.0( .1)	.0	.0
C34 Bronchi e polmoni	201	88.1	4.1( .7)	1.5	3.6	39	16.2	.5( .2)	.1	.5
C38 Cuore mediastino pleura	1	.4	.0( .1)	.0	.0	0	.0	.0( .0)	.0	.0
C39 Al.mal def.org.resp.intrat	0	.0	.0( .0)	.0	.0	1	.4	.0( .0)	.0	.0
C41 Ossa cart.art.altre e ns s	3	1.3	.1( .1)	.0	.0	1	.4	.0( .1)	.0	.0
C43 Melanoma della pelle	6	2.6	.2( .1)	.0	.2	8	3.3	.1( .1)	.1	.1
C44 Pelle non melanomi	0	.0	.0( .0)	.0	.0	1	.4	.0( .0)	.0	.0
C45 Mesotelioma	5	2.2	.1( .1)	.0	.1	2	.8	.1( .1)	.0	.0
C48 Retroperit.peritoneo	3	1.3	.1( .1)	.0	.1	1	.4	.0( .0)	.0	.0
C49 Tess.connettivo e molle	3	1.3	.0( .1)	.0	.0	6	2.5	.2( .1)	.1	.1
C50 Mammella	1	.4	.0( .0)	.0	.0	92	38.3	1.6( .4)	.9	1.3
C52 Vagina	0	.0	.0( .0)	.0	.0	1	.4	.0( .0)	.0	.0
C53 Collo dell'utero	0	.0	.0( .0)	.0	.0	7	2.9	.1( .1)	.1	.1
C54 Corpo dell'utero	0	.0	.0( .0)	.0	.0	4	1.7	.0( .1)	.0	.0
C55 Utero n.s.	0	.0	.0( .0)	.0	.0	21	8.7	.1( .1)	.0	.1
C56 Ovaio	0	.0	.0( .0)	.0	.0	34	14.1	.5( .2)	.2	.4
C61 Prostata	86	37.7	.4( .2)	.0	.4	0	.0	.0( .0)	.0	.0
C63 Al.n.s.org.genit.maschili	3	1.3	.1( .1)	.0	.0	0	.0	.0( .0)	.0	.0
C64 Rene eccet.pelvi renale	27	11.8	.5( .2)	.4	.5	8	3.3	.1( .1)	.0	.1
C65 Pelvi renale	3	1.3	.0( .1)	.0	.0	1	.4	.0( .1)	.0	.0
C66 Uretere	1	.4	.0( .1)	.0	.0	1	.4	.0( .1)	.0	.0
C67 Vescica	54	23.7	.7( .3)	.1	.7	16	6.7	.0( .1)	.0	.0
C68 Al.n.s.organi urinari	0	.0	.0( .0)	.0	.0	1	.4	.0( .0)	.0	.0
C69 Occhio e annessi	1	.4	.0( .0)	.0	.0	0	.0	.0( .0)	.0	.0
C70 Meningi	0	.0	.0( .0)	.0	.0	1	.4	.0( .1)	.0	.0
C71 Cervello	16	7.0	.4( .2)	.2	.3	13	5.4	.2( .1)	.1	.2
C72 Midollo spin.nervi cran.al	0	.0	.0( .0)	.0	.0	1	.4	.0( .1)	.0	.0
C73 Ghiandola tiroide	4	1.8	.1( .1)	.0	.1	1	.4	.0( .1)	.0	.0
C74 Ghiandole surrenali	1	.4	.0( .1)	.0	.0	1	.4	.1( .1)	.1	.0
C75 Al.ghiand.endocr.strutt.co	1	.4	.0( .1)	.0	.0	0	.0	.0( .0)	.0	.0
C76 Altre e mal.def.sedi	4	1.8	.1( .1)	.1	.1	3	1.2	.1( .1)	.1	.0
C80 T.m.n.a.s. o n.s.prim.sec.	23	10.1	.2( .1)	.1	.2	18	7.5	.2( .1)	.1	.2
C81 Malattia di Hodgkin	1	.4	.0( .0)	.0	.0	0	.0	.0( .0)	.0	.0
C83 Linfoma diffuso nonHodgkin	1	.4	.0( .1)	.0	.0	1	.4	.0( .1)	.0	.0
C84 Linfoma perif.cutane.cell.T	1	.4	.0( .0)	.0	.0	0	.0	.0( .0)	.0	.0
C85 Al. n.s.linfomi nonHodgkin	21	9.2	.4( .2)	.1	.4	20	8.3	.3( .2)	.1	.2
C88 Mal.immunoprolifer.maligna	1	.4	.0( .1)	.0	.0	2	.8	.0( .0)	.0	.0
C90 Mieloma multipl.t.m.plasma	15	6.6	.3( .2)	.1	.2	16	6.7	.2( .1)	.1	.2
C91 Leucemia linfoide	14	6.1	.2( .2)	.1	.2	12	5.0	.2( .1)	.1	.1
C92 Leucemia mieloide	15	6.6	.3( .2)	.1	.2	8	3.3	.1( .1)	.1	.1
C95 Leucemie cell.non specific	6	2.6	.0( .1)	.0	.0	3	1.2	.0( .0)	.0	.0
C96 Al. n.s. t.m.tess.linf.ema	2	.9	.0( .0)	.0	.0	1	.4	.0( .0)	.0	.0
C00-C99 TUMORI MALIGNI	863	378.2	13.8( 1.3)	4.8	12.6	579	240.8	6.8( .8)	3.1	5.6

INCIDENZA E MORTALITÀ PER CANCRO IN UMBRIA. 2003-2005

TABELLA 90. REGISTRO TUMORI UMBRO DI POPOLAZIONE. 2003-2005.  
ASL n.4 -

Numero dei decessi registrati per tumori maligni, nella popolazione residente, per età e per causa. Maschi.

ICD10	0-	5-	10-	15-	20-	25-	30-	35-	40-	45-	50-	55-	60-	65-	70-	75-	80-	85+	TOTALE
C01 Base della lingua	0	0	0	0	0	0	0	0	1	0	0	0	0	1	1	0	2	0	5
C02 Altre ns parti lingua	0	0	0	0	0	0	0	0	0	0	1	0	0	1	1	1	1	0	5
C04 Pavimento orale	0	0	0	0	0	0	0	0	0	0	0	1	0	0	0	0	0	0	1
C06 Altre ns parti bocca	0	0	0	0	0	0	0	0	0	0	0	0	0	0	1	3	0	0	4
C07 Parotide	0	0	0	0	0	1	0	0	0	0	0	0	0	0	0	0	0	0	1
C11 Nasofaringe	0	0	0	0	0	0	0	0	0	0	0	0	1	0	0	0	0	0	1
C13 Ipofaringe	0	0	0	0	0	0	0	0	0	0	0	0	0	1	0	0	0	0	1
C14 Al.n.s.sedi lab.cav.or.far	0	0	0	0	0	0	0	0	0	0	0	1	0	0	1	0	1	0	3
C15 Esofago	0	0	0	0	0	0	0	0	0	0	1	1	2	0	2	1	1	2	10
C16 Stomaco	0	0	0	0	0	0	0	0	1	2	2	4	5	11	15	21	16	17	94
C17 Piccolo intestino	0	0	0	0	0	0	0	0	0	0	1	0	0	1	0	0	0	0	2
C18 Colon	0	0	0	0	0	0	0	0	0	2	2	8	8	22	19	28	30	23	142
C19 Giunz.rettosigmoidea	0	0	0	0	0	0	0	0	0	0	1	0	0	0	1	2	1	0	5
C20 Retto	0	0	0	0	0	0	0	0	0	0	1	1	5	5	2	8	5	7	34
C21 Ano e canale anale	0	0	0	0	0	0	0	1	0	0	0	0	0	0	1	0	0	1	3
C22 Fegato dotti intraepatici	0	0	0	0	0	0	0	0	0	0	3	2	3	10	8	16	11	5	58
C23 Colecisti	0	0	0	0	0	0	0	0	0	0	0	0	1	0	2	0	3	0	6
C24 Al.n.s.parti vie biliari	0	0	0	0	0	0	0	0	0	0	0	1	1	1	1	1	2	2	9
C25 Pancreas	0	0	0	0	0	0	0	1	1	2	5	5	8	5	9	11	11	7	65
C26 Al.mal def.organi digerent	0	0	0	0	0	0	0	0	0	0	0	0	0	4	0	4	1	4	13
C31 Seni accessori	0	0	0	0	0	0	0	0	0	0	0	1	0	0	0	0	0	0	1
C32 Laringe	0	0	0	0	0	0	0	0	0	0	0	1	2	3	4	2	2	0	14
C34 Bronchi e polmoni	0	0	0	0	0	0	1	1	4	3	11	20	30	48	67	65	60	21	331
C38 Cuore mediastino pleura	0	0	0	0	0	0	0	0	0	0	0	1	0	0	1	1	0	0	3
C41 Ossa cart.art.altre e ns s	0	0	0	0	0	0	0	0	0	0	0	0	0	1	0	0	0	0	1
C43 Melanoma della pelle	0	0	0	0	0	0	0	0	0	1	0	1	1	2	4	3	1	4	17
C44 Pelle non melanomi	0	0	0	0	0	0	0	0	0	0	1	0	0	0	1	2	0	0	4
C45 Mesotelioma	0	0	0	0	0	0	0	0	0	0	1	0	1	1	0	1	1	1	6
C48 Retroperit.peritoneo	0	0	0	0	0	0	0	0	0	0	0	0	0	1	0	0	2	0	3
C49 Tess.connettivo e molle	0	0	0	0	0	0	0	0	0	0	0	0	0	2	2	1	2	5	12
C50 Mammella	0	0	0	0	0	0	0	0	0	0	0	0	1	0	0	0	0	0	1
C61 Prostata	0	0	0	0	0	0	0	0	0	0	0	3	2	2	8	21	28	41	105
C62 Testicolo	0	0	0	0	0	0	0	1	0	0	0	0	0	0	1	0	0	0	2
C63 Al.n.s.org.genit.maschili	0	0	0	0	0	0	0	0	0	0	0	0	0	0	1	0	0	0	1
C64 Rene eccet.pelvi renale	0	0	0	0	0	0	0	0	0	0	2	2	4	4	4	7	3	1	27
C65 Pelvi renale	0	0	0	0	0	0	0	0	0	0	0	0	0	0	0	1	1	0	2
C66 Uretere	0	0	0	0	0	0	0	0	0	0	0	0	0	0	0	1	0	0	1
C67 Vescica	0	0	0	0	0	0	0	0	0	0	1	1	5	10	6	23	22	12	80
C68 Al.n.s.organi urinari	0	0	0	0	0	0	0	0	0	0	0	0	0	0	0	1	0	1	2
C69 Occhio e annessi	0	0	0	0	0	0	0	0	0	0	0	0	0	0	0	0	0	1	1
C71 Cervello	0	0	0	0	0	0	1	1	1	1	4	3	6	7	9	9	3	0	45
C73 Ghiandola tiroide	0	0	0	0	0	0	0	0	1	0	0	0	1	0	2	2	0	1	7
C76 Altre e mal.def.sedi	0	0	0	0	0	0	0	0	0	0	0	0	0	0	0	0	0	2	2
C80 T.m.n.a.s. o n.s.prim.sec.	0	0	0	0	0	0	0	0	0	4	1	3	4	2	10	10	10	6	50
C81 Malattia di Hodgkin	0	0	0	0	0	0	0	0	0	0	0	0	0	1	0	0	1	0	2
C82 Linfoma follicol.nonHodgki	0	0	0	0	0	0	0	0	0	0	0	0	0	0	0	1	0	0	1
C83 Linfoma diffuso nonHodgkin	0	0	0	0	0	0	1	0	0	0	0	0	0	0	0	0	1	1	3
C85 Al. n.s.linfomi nonHodgkin	0	0	0	0	0	0	0	1	0	1	3	2	5	5	3	3	4	0	27
C88 Mal.immunoprolifer.maligna	0	0	0	0	0	0	0	0	0	0	0	0	0	0	0	1	2	0	3
C90 Mieloma multipl.t.m.plasma	0	0	0	0	0	0	0	0	0	0	0	0	2	4	4	3	3	3	19
C91 Leucemia linfoide	0	0	0	0	0	0	0	0	2	0	0	0	2	5	0	3	5	1	18
C92 Leucemia mieloide	0	0	0	0	0	0	0	1	0	1	1	1	6	6	6	7	5	0	34
C95 Leucemie cell.non specific	0	0	0	0	0	0	0	0	0	0	0	0	1	0	1	4	2	0	8
C96 Al. n.s. t.m.tess.linf.ema	0	0	0	0	0	0	0	0	0	0	0	0	0	0	0	1	0	0	1
C00-C99 TUMORI MALIGNI	0	0	0	0	0	1	2	6	13	15	39	65	99	166	200	267	245	178	1296

INCIDENZA E MORTALITÀ PER CANCRO IN UMBRIA. 2003-2005

TABELLA 91. REGISTRO TUMORI UMBRO DI POPOLAZIONE. 2003-2005.  
ASL n.4 -

Numero dei decessi per tumori maligni, registrati nella popolazione residente, per età e per causa. Femmine.

ICD10	0-	5-	10-	15-	20-	25-	30-	35-	40-	45-	50-	55-	60-	65-	70-	75-	80-	85+	TOTALE
C02 Altre ns parti lingua	0	0	0	0	0	0	0	0	1	0	0	0	1	1	0	1	0	0	4
C07 Parotide	0	0	0	0	0	0	0	0	0	0	0	0	0	0	0	0	1	0	1
C08 Altre n.s.ghiand.saliv.mag	0	0	0	0	0	0	0	0	0	0	0	0	0	0	0	0	1	0	1
C09 Tonsille	0	0	0	0	0	0	0	0	0	0	0	0	0	0	1	0	0	1	2
C11 Nasofaringe	0	0	0	0	0	0	0	0	1	0	0	0	0	0	0	0	0	0	1
C14 Al.n.s.sedi lab.cav.or.far	0	0	0	0	0	0	0	1	0	0	0	0	0	0	0	0	0	0	1
C15 Esofago	0	0	0	0	0	0	0	0	0	0	0	0	0	0	2	0	1	0	3
C16 Stomaco	0	0	0	0	0	0	0	0	1	0	3	2	3	9	8	18	22		66
C18 Colon	0	0	0	0	0	0	0	2	3	2	0	8	7	11	21	16	21		91
C19 Giunz.rettosigmoidea	0	0	0	0	0	0	0	0	1	0	0	0	0	0	0	1	2		4
C20 Retto	0	0	0	0	0	0	0	0	2	1	0	0	3	1	5	8	5		25
C22 Fegato dotti intraepatici	0	0	0	0	0	0	0	0	0	1	0	2	3	2	6	7	3		24
C23 Colecisti	0	0	0	0	0	0	0	0	0	1	0	1	1	2	1	2	3		11
C24 Al.n.s.parti vie biliari	0	0	0	0	0	0	0	0	0	1	0	0	0	5	2	4	5		17
C25 Pancreas	0	0	0	0	0	0	0	0	0	1	1	9	8	7	6	11	13		56
C26 Al.mal def.organi digerent	0	0	0	0	0	0	0	0	0	0	1	0	2	4	2	1	6		16
C31 Seni accessori	0	0	0	0	0	0	0	0	0	0	0	0	0	1	0	0	0		1
C32 Laringe	0	0	0	0	0	0	0	0	0	0	0	1	0	0	1	0	0		2
C34 Bronchi e polmoni	0	0	0	0	0	0	0	0	0	3	5	8	6	20	10	14	16		88
C38 Cuore mediastino pleura	0	0	0	0	0	0	0	0	0	0	0	0	0	0	1	0	0		1
C39 Al.mal def.org.resp.intrat	0	0	0	0	0	0	0	0	0	1	0	0	0	0	0	0	0		1
C41 Ossa cart.art.altre e ns s	0	0	0	0	0	0	0	0	0	0	0	0	0	0	1	0	1		2
C43 Melanoma della pelle	0	0	0	0	0	0	0	0	0	1	0	1	1	1	0	1	1		8
C44 Pelle non melanomi	0	0	0	0	0	0	0	0	0	0	0	0	0	0	1	5	2		8
C45 Mesotelioma	0	0	0	0	0	0	0	0	0	0	1	0	1	0	0	1	1		4
C48 Retroperit.peritoneo	0	0	0	0	0	0	0	0	0	0	0	0	2	0	1	1	1		5
C49 Tess.connettivo e molle	0	0	0	0	0	0	0	0	0	0	2	1	2	1	0	3	3		12
C50 Mammella	0	0	0	0	0	2	0	2	5	10	12	13	25	12	21	25	21		148
C51 Vulva	0	0	0	0	0	0	0	0	0	0	0	1	0	1	1	0	1		4
C52 Vagina	0	0	0	0	0	0	0	0	0	0	0	0	0	0	0	1	1		2
C53 Collo dell'utero	0	0	0	0	0	0	0	0	0	1	0	0	1	0	0	0	1		3
C54 Corpo dell'utero	0	0	0	0	0	0	0	0	0	1	0	0	1	0	0	1	0		3
C55 Utero n.s.	0	0	0	0	0	0	2	0	0	1	4	2	3	6	4	5	3		30
C56 Ovaio	0	0	0	0	0	0	1	1	1	3	5	8	12	7	10	13	5		66
C64 Rene eccet.pelvi renale	0	1	0	0	0	0	0	0	0	0	0	1	0	0	4	5	7		18
C65 Pelvi renale	0	0	0	0	0	0	0	0	0	0	0	0	0	1	0	0	0		1
C67 Vescica	0	0	0	0	0	0	0	0	0	0	0	0	1	1	2	4	5		13
C68 Al.n.s.organi urinari	0	0	0	0	0	0	0	0	0	0	0	0	0	0	0	0	1		1
C71 Cervello	0	0	0	0	0	0	1	0	0	0	3	4	6	3	9	3	5		34
C73 Ghiandola tiroide	0	0	0	0	0	0	0	0	0	0	0	0	0	0	1	0	2		3
C76 Altre e mal.def.sedi	0	0	0	0	0	0	0	0	1	0	0	0	0	0	0	3	0		4
C80 T.m.n.a.s. o n.s.prim.sec.	0	0	0	0	0	0	0	0	1	1	0	1	5	8	4	6	13		39
C81 Malattia di Hodgkin	0	0	0	0	0	0	0	0	0	0	0	0	0	0	0	0	1		1
C85 Al. n.s.linfomi nonHodgkin	0	0	0	0	0	0	0	0	0	0	2	1	3	3	4	4	2		19
C90 Mieloma multipl.t.m.plasma	0	0	0	1	0	0	0	0	0	1	0	1	3	4	5	1	7		23
C91 Leuceemia linfoide	0	0	0	0	0	0	0	0	0	0	0	2	1	2	6	2	4		17
C92 Leuceemia mieloide	1	0	0	0	0	0	0	0	1	1	0	0	3	2	5	5	1		19
C93 Leuceemia monocitica	0	0	0	0	0	0	0	0	0	0	0	0	0	0	0	1	0		1
C95 Leucemie cell.non specific	0	0	0	0	0	0	0	0	0	0	0	0	0	0	1	1	0		2
C96 Al. n.s. t.m.tess.linf.ema	0	0	0	0	0	0	0	0	0	0	0	0	1	1	0	0	0		2
C00-C99 TUMORI MALIGNI	1	1	0	1	0	0	2	5	7	21	31	43	66	119	109	147	179	176	908

INCIDENZA E MORTALITÀ PER CANCRO IN UMBRIA. 2003-2005

TABELLA 92. REGISTRO TUMORI UMBRO DI POPOLAZIONE. 2003-2005.  
ASL n.4 -

Tassi annui di mortalità per tumori maligni, per 100.000 residenti, per età e per causa. Maschi.

ICD10	0-14	15-	20-	25-	30-	35-	40-	45-	50-	55-	60-	65-	70-	75-	80-	85+	0-74
C01 Base della lingua	.0	.0	.0	.0	.0	.0	4.1	.0	.0	.0	.0	4.9	5.5	.0	18.8	.0	1.0
C02 Altre ns parti lingua	.0	.0	.0	.0	.0	.0	.0	.0	4.8	.0	.0	4.9	5.5	6.6	9.4	.0	1.0
C04 Pavimento orale	.0	.0	.0	.0	.0	.0	.0	.0	.0	4.3	.0	.0	.0	.0	.0	.0	.3
C06 Altre ns parti bocca	.0	.0	.0	.0	.0	.0	.0	.0	.0	.0	.0	.0	5.5	20.0	.0	.0	.3
C07 Parotide	.0	.0	.0	4.8	.0	.0	.0	.0	.0	.0	.0	.0	.0	.0	.0	.0	.3
C11 Nasofaringe	.0	.0	.0	.0	.0	.0	.0	.0	.0	.0	4.8	.0	.0	.0	.0	.0	.3
C13 Ipoфарinge	.0	.0	.0	.0	.0	.0	.0	.0	.0	.0	.0	4.9	.0	.0	.0	.0	.3
C14 Al.n.s.sedi lab.cav.or.far	.0	.0	.0	.0	.0	.0	.0	.0	.0	4.3	.0	4.9	.0	.0	9.4	.0	.7
C15 Esofago	.0	.0	.0	.0	.0	.0	.0	4.8	4.3	9.6	.0	11.1	6.6	9.4	34.8	.0	2.1
C16 Stomaco	.0	.0	.0	.0	.0	.0	4.1	9.2	9.6	17.2	24.0	53.9	83.5	140.6	150.4	296.5	13.7
C17 Piccolo intestino	.0	.0	.0	.0	.0	.0	.0	.0	.0	4.3	.0	.0	5.5	.0	.0	.0	.7
C18 Colon	.0	.0	.0	.0	.0	.0	.0	9.2	9.6	34.4	38.4	107.9	105.8	187.5	282.0	401.1	20.9
C19 Giunz.retto sigmoidea	.0	.0	.0	.0	.0	.0	.0	.0	4.8	.0	.0	.0	5.5	13.3	9.4	.0	.7
C20 Retto	.0	.0	.0	.0	.0	.0	.0	.0	4.8	4.3	24.0	24.5	11.1	53.5	47.0	122.1	4.8
C21 Ano e canale anale	.0	.0	.0	.0	.0	3.8	.0	.0	.0	.0	.0	.0	5.5	.0	.0	17.4	.7
C22 Fegato dotti intraepatici	.0	.0	.0	.0	.0	.0	.0	.0	14.3	8.6	14.4	49.0	44.5	107.1	103.4	87.2	8.9
C23 Colecisti	.0	.0	.0	.0	.0	.0	.0	.0	.0	.0	4.8	.0	11.1	.0	28.2	.0	1.0
C24 Al.n.s.parti vie biliari	.0	.0	.0	.0	.0	.0	.0	.0	.0	4.3	4.8	4.9	5.5	6.6	18.8	34.8	1.4
C25 Pancreas	.0	.0	.0	.0	.0	3.8	4.1	9.2	23.9	21.5	38.4	24.5	50.1	73.6	103.4	122.1	12.4
C26 Al.mal def.organi digerent	.0	.0	.0	.0	.0	.0	.0	.0	.0	.0	.0	19.6	.0	26.7	9.4	69.7	1.4
C31 Seni accessori	.0	.0	.0	.0	.0	.0	.0	.0	.0	4.3	.0	.0	.0	.0	.0	.0	.3
C32 Laringe	.0	.0	.0	.0	.0	.0	.0	.0	.0	4.3	9.6	14.7	22.2	13.3	18.8	.0	3.4
C34 Bronchi e polmoni	.0	.0	.0	.0	4.1	3.8	16.4	13.7	52.6	86.1	144.3	235.4	373.2	435.4	564.0	366.3	63.5
C38 Cuore mediastino pleura	.0	.0	.0	.0	.0	.0	.0	.0	.0	4.3	.0	.0	5.5	6.6	.0	.0	.7
C41 Ossa cart.art.altre e ns s	.0	.0	.0	.0	.0	.0	.0	.0	.0	.0	.0	4.9	.0	.0	.0	.0	.3
C43 Melanoma della pelle	.0	.0	.0	.0	.0	.0	.0	4.6	.0	4.3	4.8	9.8	22.2	20.0	9.4	69.7	3.1
C44 Pelle non melanomi	.0	.0	.0	.0	.0	.0	.0	.0	4.8	.0	.0	.0	5.5	13.3	.0	.0	.7
C45 Mesotelioma	.0	.0	.0	.0	.0	.0	.0	.0	4.8	.0	4.8	4.9	.0	6.6	9.4	17.4	1.0
C48 Retroperit.peritoneo	.0	.0	.0	.0	.0	.0	.0	.0	.0	.0	.0	4.9	.0	.0	18.8	.0	.3
C49 Tess.connettivo e molle	.0	.0	.0	.0	.0	.0	.0	.0	.0	.0	.0	9.8	11.1	6.6	18.8	87.2	1.4
C50 Mammella	.0	.0	.0	.0	.0	.0	.0	.0	.0	.0	4.8	.0	.0	.0	.0	.0	.3
C61 Prostata	.0	.0	.0	.0	.0	.0	.0	.0	.0	12.9	9.6	9.8	44.5	140.6	263.2	715.1	5.1
C62 Testicolo	.0	.0	.0	.0	.0	3.8	.0	.0	.0	.0	.0	.0	5.5	.0	.0	.0	.7
C63 Al.n.s.org.genit.maschili	.0	.0	.0	.0	.0	.0	.0	.0	.0	.0	.0	.0	5.5	.0	.0	.0	.3
C64 Rene eccet.pelvi renale	.0	.0	.0	.0	.0	.0	.0	.0	9.6	8.6	19.2	19.6	22.2	46.8	28.2	17.4	5.5
C65 Pelvi renale	.0	.0	.0	.0	.0	.0	.0	.0	.0	.0	.0	.0	.0	6.6	9.4	.0	.0
C66 Uretere	.0	.0	.0	.0	.0	.0	.0	.0	.0	.0	.0	.0	.0	6.6	.0	.0	.0
C67 Vescica	.0	.0	.0	.0	.0	.0	.0	.0	4.8	4.3	24.0	49.0	33.4	154.0	206.8	209.3	7.9
C68 Al.n.s.organi urinari	.0	.0	.0	.0	.0	.0	.0	.0	.0	.0	.0	.0	.0	6.6	.0	17.4	.0
C69 Occhio e annessi	.0	.0	.0	.0	.0	.0	.0	.0	.0	.0	.0	.0	.0	.0	.0	17.4	.0
C71 Cervello	.0	.0	.0	.0	4.1	3.8	4.1	4.6	19.1	12.9	28.8	34.3	50.1	60.2	28.2	.0	11.3
C73 Ghiandola tiroide	.0	.0	.0	.0	.0	.0	4.1	.0	.0	.0	4.8	.0	11.1	13.3	.0	17.4	1.4
C76 Altre e mal.def.sedi	.0	.0	.0	.0	.0	.0	.0	.0	.0	.0	.0	.0	.0	.0	.0	34.8	.0
C80 T.m.n.a.s. o n.s.prim.sec.	.0	.0	.0	.0	.0	.0	.0	18.3	4.8	12.9	19.2	9.8	55.7	66.9	94.0	104.6	8.2
C81 Malattia di Hodgkin	.0	.0	.0	.0	.0	.0	.0	.0	.0	.0	.0	4.9	.0	.0	9.4	.0	.3
C82 Linfoma follicol.nonHodgki	.0	.0	.0	.0	.0	.0	.0	.0	.0	.0	.0	.0	.0	6.6	.0	.0	.0
C83 Linfoma diffuso nonHodgkin	.0	.0	.0	.0	.0	3.8	.0	.0	.0	.0	.0	.0	.0	.0	9.4	17.4	.3
C85 Al. n.s.linfomi nonHodgkin	.0	.0	.0	.0	.0	.0	4.1	.0	4.8	12.9	9.6	24.5	27.8	20.0	28.2	69.7	5.8
C88 Mal.immunoprolifer.maligna	.0	.0	.0	.0	.0	.0	.0	.0	.0	.0	.0	.0	.0	6.6	18.8	.0	.0
C90 Mieloma multipl.t.m.plasma	.0	.0	.0	.0	.0	.0	.0	.0	.0	.0	9.6	19.6	22.2	20.0	28.2	52.3	3.4
C91 Leucemia linfoide	.0	.0	.0	.0	.0	.0	8.2	.0	.0	.0	9.6	24.5	.0	20.0	47.0	17.4	3.1
C92 Leucemia mieloide	.0	.0	.0	.0	.0	.0	4.1	.0	4.8	4.3	4.8	29.4	33.4	40.1	65.8	87.2	5.5
C95 Leucemie cell.non specific	.0	.0	.0	.0	.0	.0	.0	.0	.0	.0	4.8	.0	5.5	26.7	18.8	.0	.7
C96 Al. n.s. t.m.tess.linf.ema	.0	.0	.0	.0	.0	.0	.0	.0	.0	.0	.0	.0	.0	.0	9.4	.0	.0
C00-C99 TUMORI MALIGNI	.0	.0	.0	4.8	8.2	23.0	53.3	68.7	186.4	279.9	476.3	814.3	1114.2	1788.5	2303.0	3104.8	208.0

INCIDENZA E MORTALITÀ PER CANCRO IN UMBRIA. 2003-2005

TABELLA 93. REGISTRO TUMORI UMBRO DI POPOLAZIONE. 2003-2005.  
ASL n.4 -

Tassi annui di mortalità per tumori maligni, per 100.000 residenti, per età e per causa. Femmine.

ICD10	0-14	15-	20-	25-	30-	35-	40-	45-	50-	55-	60-	65-	70-	75-	80-	85+	0-74
C02 Altre ns parti lingua	.0	.0	.0	.0	.0	.0	4.0	.0	.0	.0	4.5	4.4	.0	4.8	.0	.0	1.0
C07 Parotide	.0	.0	.0	.0	.0	.0	.0	.0	.0	.0	.0	.0	.0	.0	5.5	.0	.0
C08 Altre n.s.ghiand.saliv.mag	.0	.0	.0	.0	.0	.0	.0	.0	.0	.0	.0	.0	.0	.0	5.5	.0	.0
C09 Tonsille	.0	.0	.0	.0	.0	.0	.0	.0	.0	.0	.0	.0	4.5	.0	.0	8.1	.3
C11 Nasofaringe	.0	.0	.0	.0	.0	.0	4.0	.0	.0	.0	.0	.0	.0	.0	.0	.0	.3
C14 Al.n.s.sedi lab.cav.or.far	.0	.0	.0	.0	.0	3.9	.0	.0	.0	.0	.0	.0	.0	.0	.0	.0	.3
C15 Esofago	.0	.0	.0	.0	.0	.0	.0	.0	.0	.0	.0	.0	9.1	.0	5.5	.0	.7
C16 Stomaco	.0	.0	.0	.0	.0	.0	.0	4.4	.0	12.5	8.9	13.3	40.8	38.1	99.5	178.2	6.0
C18 Colon	.0	.0	.0	.0	.0	.0	8.1	13.3	8.8	.0	35.8	30.9	49.9	100.0	88.5	170.1	11.1
C19 Giunz.rettosigmoidea	.0	.0	.0	.0	.0	.0	.0	4.4	.0	.0	.0	.0	.0	.0	5.5	16.2	.3
C20 Retto	.0	.0	.0	.0	.0	.0	.0	8.8	4.4	.0	.0	13.3	4.5	23.8	44.2	40.5	2.3
C22 Fegato dotti intraepatici	.0	.0	.0	.0	.0	.0	.0	.0	4.4	.0	8.9	13.3	9.1	28.6	38.7	24.3	2.7
C23 Colecisti	.0	.0	.0	.0	.0	.0	.0	.0	4.4	.0	4.5	4.4	9.1	4.8	11.1	24.3	1.7
C24 Al.n.s.parti vie biliari	.0	.0	.0	.0	.0	.0	.0	.0	4.4	.0	.0	.0	22.7	9.5	22.1	40.5	2.0
C25 Pancreas	.0	.0	.0	.0	.0	.0	.0	.0	4.4	4.2	40.3	35.4	31.7	28.6	60.8	105.3	8.7
C26 Al.mal def.organi digerent	.0	.0	.0	.0	.0	.0	.0	.0	.0	4.2	.0	8.8	18.1	9.5	5.5	48.6	2.3
C31 Seni accessori	.0	.0	.0	.0	.0	.0	.0	.0	.0	.0	.0	.0	4.5	.0	.0	.0	.3
C32 Laringe	.0	.0	.0	.0	.0	.0	.0	.0	.0	.0	4.5	.0	.0	4.8	.0	.0	.3
C34 Bronchi e polmoni	.0	.0	.0	.0	.0	.0	.0	13.3	22.0	33.3	26.8	88.4	45.3	66.7	88.5	48.6	17.4
C38 Cuore mediastino pleura	.0	.0	.0	.0	.0	.0	.0	.0	.0	.0	.0	.0	4.5	.0	.0	.0	.3
C39 Al.mal def.org.resp.intrat	.0	.0	.0	.0	.0	.0	.0	4.4	.0	.0	.0	.0	.0	.0	.0	.0	.3
C41 Ossa cart.art.altre e ns s	.0	.0	.0	.0	.0	.0	.0	.0	.0	.0	.0	.0	4.5	.0	5.5	.0	.3
C43 Melanoma della pelle	.0	.0	.0	.0	.0	.0	.0	4.4	.0	4.2	4.5	4.4	.0	4.8	5.5	16.2	1.3
C44 Pelle non melanomi	.0	.0	.0	.0	.0	.0	.0	.0	.0	.0	.0	.0	.0	4.8	27.6	16.2	.0
C45 Mesotelioma	.0	.0	.0	.0	.0	.0	.0	.0	.0	4.2	.0	4.4	.0	.0	5.5	8.1	.7
C48 Retroperit.peritoneo	.0	.0	.0	.0	.0	.0	.0	.0	.0	.0	.0	8.8	.0	4.8	5.5	8.1	.7
C49 Tess.connettivo e molle	.0	.0	.0	.0	.0	.0	.0	.0	.0	8.3	4.5	8.8	4.5	.0	16.6	24.3	2.0
C50 Mammella	.0	.0	.0	.0	8.0	.0	8.1	22.1	44.0	50.0	58.2	110.5	54.4	100.0	138.2	170.1	27.1
C51 Vulva	.0	.0	.0	.0	.0	.0	.0	.0	.0	.0	4.5	.0	4.5	4.8	.0	8.1	.7
C52 Vagina	.0	.0	.0	.0	.0	.0	.0	.0	.0	.0	.0	.0	.0	.0	5.5	8.1	.0
C53 Collo dell'utero	.0	.0	.0	.0	.0	.0	.0	.0	4.4	.0	.0	4.4	.0	.0	.0	8.1	.7
C54 Corpo dell'utero	.0	.0	.0	.0	.0	.0	.0	.0	4.4	.0	.0	4.4	.0	.0	5.5	.0	.7
C55 Utero n.s.	.0	.0	.0	.0	.0	7.8	.0	.0	4.4	16.7	8.9	13.3	27.2	19.1	27.6	24.3	6.0
C56 Ovaio	.0	.0	.0	.0	.0	3.9	4.0	4.4	13.2	20.8	35.8	53.0	31.7	47.6	71.9	40.5	12.7
C64 Rene eccet.pelvi renale	2.6	.0	.0	.0	.0	.0	.0	.0	.0	.0	4.5	.0	.0	19.1	27.6	56.7	.7
C65 Pelvi renale	.0	.0	.0	.0	.0	.0	.0	.0	.0	.0	.0	.0	4.5	.0	.0	.0	.3
C67 Vescica	.0	.0	.0	.0	.0	.0	.0	.0	.0	.0	.0	4.4	4.5	9.5	22.1	40.5	.7
C68 Al.n.s.organi urinari	.0	.0	.0	.0	.0	.0	.0	.0	.0	.0	.0	.0	.0	.0	.0	8.1	.0
C71 Cervello	.0	.0	.0	.0	.0	3.9	.0	.0	.0	12.5	17.9	26.5	13.6	42.9	16.6	40.5	5.7
C73 Ghiandola tiroide	.0	.0	.0	.0	.0	.0	.0	.0	.0	.0	.0	.0	.0	4.8	.0	16.2	.0
C76 Altre e mal.def.sedi	.0	.0	.0	.0	.0	.0	.0	4.4	.0	.0	.0	.0	.0	.0	16.6	.0	.3
C80 T.m.n.a.s. o n.s.prim.sec.	.0	.0	.0	.0	.0	.0	.0	4.4	4.4	.0	4.5	22.1	36.3	19.1	33.2	105.3	5.4
C81 Malattia di Hodgkin	.0	.0	.0	.0	.0	.0	.0	.0	.0	.0	.0	.0	.0	.0	.0	8.1	.0
C85 Al. n.s.linfomi nonHodgkin	.0	.0	.0	.0	.0	.0	.0	.0	.0	8.3	4.5	13.3	13.6	19.1	22.1	16.2	3.0
C90 Mieloma multipl.t.m.plasma	.0	7.6	.0	.0	.0	.0	.0	.0	4.4	.0	4.5	13.3	18.1	23.8	5.5	56.7	3.3
C91 Leucemia linfoide	.0	.0	.0	.0	.0	.0	.0	.0	.0	.0	8.9	4.4	9.1	28.6	11.1	32.4	1.7
C92 Leucemia mieloide	2.6	.0	.0	.0	.0	.0	.0	4.4	4.4	.0	.0	13.3	9.1	23.8	27.6	8.1	2.7
C93 Leucemia monocitica	.0	.0	.0	.0	.0	.0	.0	.0	.0	.0	.0	.0	.0	.0	5.5	.0	.0
C95 Leucemie cell.non specific	.0	.0	.0	.0	.0	.0	.0	.0	.0	.0	.0	.0	.0	4.8	5.5	.0	.0
C96 Al. n.s. t.m.tess.linf.ema	.0	.0	.0	.0	.0	.0	.0	.0	.0	.0	.0	4.4	4.5	.0	.0	.0	.7
C00-C99 TUMORI MALIGNI	5.3	7.6	.0	.0	8.0	19.4	28.3	92.9	136.3	179.1	295.3	526.0	494.1	700.3	989.8	1425.7	136.0

INCIDENZA E MORTALITÀ PER CANCRO IN UMBRIA. 2003-2005

TABELLA 94. REGISTRO TUMORI UMBRO DI POPOLAZIONE. 2003-2005.  
ASL n.4 -

Tassi annui standardizzati (pop. 1991) di mortalità per tumori maligni, per 100.000 residenti, per causa.

ICD10	MASCHI						FEMMINE					
	TUTTE LE ETA'			0-74			TUTTE LE ETA'			0-74		
	popolazione	----tassi standardizzati----	popolazione	tassi standardizzati	popolazione	----tassi standardizzati----	popolazione	tassi standardizzati	popolazione	----tassi standardizzati----	popolazione	tassi standardizzati
	Umbra ( e.s.)	Italiana	Mond.	Umbra	Italiana	Mond.	Umbra ( e.s.)	Italiana	Mond.	Umbra	Italiana	Mond.
C01 Base della lingua	1.3 ( 1.0)	1.1	.6	.9	.8	.5	.0 ( .0)	.0	.0	.0	.0	.0
C02 Altre ns parti lingua	1.4 ( 1.1)	1.2	.6	1.0	.8	.5	1.1 ( .9)	.9	.6	.9	.8	.6
C04 Pavimento orale	.3 ( .5)	.3	.2	.3	.3	.2	.0 ( .0)	.0	.0	.0	.0	.0
C06 Altre ns parti bocca	1.0 ( .9)	.8	.3	.3	.2	.1	.0 ( .0)	.0	.0	.0	.0	.0
C07 Parotide	.4 ( .6)	.4	.4	.4	.4	.4	.1 ( .2)	.1	.0	.0	.0	.0
C08 Altre n.s.ghiand.saliv.mag	.0 ( .0)	.0	.0	.0	.0	.0	.1 ( .2)	.1	.0	.0	.0	.0
C09 Tonsille	.0 ( .0)	.0	.0	.0	.0	.0	.3 ( .4)	.3	.1	.2	.2	.1
C11 Nasofaringe	.3 ( .6)	.3	.2	.3	.3	.2	.3 ( .5)	.3	.2	.3	.3	.2
C13 Ipofaringe	.3 ( .6)	.3	.1	.3	.3	.2	.0 ( .0)	.0	.0	.0	.0	.0
C14 Al.n.s.sedi lab.cav.or.far	.8 ( .8)	.7	.4	.6	.6	.3	.3 ( .4)	.3	.2	.3	.3	.2
C15 Esofago	2.7 ( 1.5)	2.4	1.3	1.9	1.6	1.0	.5 ( .5)	.4	.2	.4	.3	.2
C16 Stomaco	24.3 ( 4.4)	21.2	9.9	12.3	10.2	6.3	10.5 ( 2.4)	9.3	4.1	4.7	3.9	2.4
C17 Piccolo intestino	.5 ( .6)	.4	.3	.6	.5	.3	.0 ( .0)	.0	.0	.0	.0	.0
C18 Colon	36.9 ( 5.4)	32.1	14.6	19.0	15.8	9.5	16.8 ( 3.2)	14.7	7.4	9.3	7.8	5.2
C19 Giunz.retto sigmoidea	1.3 ( 1.0)	1.1	.5	.6	.5	.4	.6 ( .6)	.6	.4	.3	.3	.3
C20 Retto	9.1 ( 2.7)	8.0	3.7	4.6	3.9	2.4	4.4 ( 1.6)	3.9	1.9	2.1	1.8	1.3
C21 Ano e canale anale	.7 ( .7)	.7	.4	.5	.5	.3	.0 ( .0)	.0	.0	.0	.0	.0
C22 Fegato dotti intraepatici	15.4 ( 3.5)	13.2	6.0	8.2	6.8	4.1	4.5 ( 1.7)	3.9	1.8	2.3	1.9	1.2
C23 Colecisti	1.5 ( 1.1)	1.3	.6	.9	.7	.4	2.0 ( 1.1)	1.8	.9	1.4	1.2	.7
C24 Al.n.s.parti vie biliari	2.3 ( 1.4)	2.1	1.0	1.2	1.1	.6	2.7 ( 1.2)	2.4	1.1	1.4	1.1	.7
C25 Pancreas	17.4 ( 3.8)	15.3	8.2	11.3	9.8	6.5	10.9 ( 2.7)	9.4	4.8	7.5	6.2	3.8
C26 Al.mal def.organi digerent	3.4 ( 1.7)	3.0	1.3	1.4	1.1	.6	2.8 ( 1.3)	2.4	1.2	1.8	1.4	.8
C31 Seni accessori	.3 ( .5)	.3	.2	.3	.3	.2	.2 ( .3)	.2	.1	.2	.2	.1
C32 Laringe	3.8 ( 1.8)	3.2	1.7	3.1	2.5	1.5	.5 ( .6)	.4	.2	.3	.3	.2
C34 Bronchi e polmoni	88.0 ( 8.5)	75.4	37.7	57.1	47.5	29.2	19.3 ( 3.7)	16.6	9.2	15.1	12.8	8.0
C38 Cuore mediastino pleura	.8 ( .8)	.7	.4	.6	.5	.3	.2 ( .3)	.2	.1	.2	.2	.1
C39 Al.mal def.org.resp.intrat	.0 ( .0)	.0	.0	.0	.0	.0	.3 ( .5)	.3	.3	.3	.3	.3
C41 Ossa cart.art.altre e ns s	.3 ( .6)	.3	.1	.3	.3	.2	.3 ( .4)	.3	.1	.2	.2	.1
C43 Melanoma della pelle	4.4 ( 1.9)	3.8	2.0	2.7	2.2	1.4	1.7 ( 1.1)	1.5	.9	1.2	1.1	.8
C44 Pelle non melanomi	1.1 ( .9)	.9	.5	.6	.5	.4	1.1 ( .7)	1.0	.3	.0	.0	.0
C45 Mesotelioma	1.7 ( 1.2)	1.5	.8	1.0	.9	.6	.8 ( .7)	.7	.4	.6	.5	.3
C48 Retroperit.peritoneo	.8 ( .8)	.7	.2	.3	.3	.2	1.0 ( .8)	.8	.4	.6	.5	.3
C49 Tess.connettivo e molle	3.0 ( 1.5)	2.7	1.1	1.2	1.0	.5	2.3 ( 1.2)	2.1	1.1	1.7	1.5	.9
C50 Mammella	.3 ( .6)	.3	.2	.3	.3	.2	31.5 ( 4.7)	27.8	15.8	23.9	20.7	13.5
C51 Vulva	.0 ( .0)	.0	.0	.0	.0	.0	.8 ( .7)	.7	.4	.5	.4	.3
C52 Vagina	.0 ( .0)	.0	.0	.0	.0	.0	.2 ( .3)	.2	.1	.0	.0	.0
C53 Collo dell'utero	.0 ( .0)	.0	.0	.0	.0	.0	.7 ( .7)	.6	.4	.6	.6	.4
C54 Corpo dell'utero	.0 ( .0)	.0	.0	.0	.0	.0	.7 ( .8)	.6	.4	.6	.6	.4
C55 Utero n.s.	.0 ( .0)	.0	.0	.0	.0	.0	6.2 ( 2.1)	5.5	3.1	4.9	4.2	2.7
C56 Ovaio	.0 ( .0)	.0	.0	.0	.0	.0	14.3 ( 3.2)	12.5	6.9	11.1	9.5	6.0
C61 Prostata	25.2 ( 4.3)	23.0	8.4	4.4	3.6	2.1	.0 ( .0)	.0	.0	.0	.0	.0
C62 Testicolo	.5 ( .6)	.4	.3	.5	.5	.3	.0 ( .0)	.0	.0	.0	.0	.0
C63 Al.n.s.org.genit.maschili	.2 ( .4)	.2	.1	.3	.2	.1	.0 ( .0)	.0	.0	.0	.0	.0
C64 Rene eccet.pelvi renale	7.4 ( 2.5)	6.4	3.3	5.1	4.3	2.7	2.8 ( 1.3)	2.6	1.6	.7	.7	1.0
C65 Pelvi renale	.5 ( .6)	.4	.1	.0	.0	.0	.2 ( .3)	.2	.1	.2	.2	.1
C66 Uretere	.3 ( .4)	.2	.1	.0	.0	.0	.0 ( .0)	.0	.0	.0	.0	.0
C67 Vescica	20.5 ( 4.0)	17.9	7.1	7.4	6.1	3.6	1.9 ( 1.0)	1.7	.6	.5	.4	.2
C68 Al.n.s.organi urinari	.5 ( .6)	.4	.2	.0	.0	.0	.1 ( .2)	.1	.0	.0	.0	.0
C69 Occhio e annessi	.2 ( .4)	.2	.1	.0	.0	.0	.0 ( .0)	.0	.0	.0	.0	.0
C71 Cervello	12.6 ( 3.3)	10.8	6.4	10.3	8.9	5.8	7.1 ( 2.2)	6.2	3.2	4.9	4.2	2.6
C73 Ghiandola tiroide	1.8 ( 1.2)	1.6	.9	1.2	1.0	.7	.4 ( .4)	.4	.1	.0	.0	.0
C76 Altre e mal.def.sedi	.5 ( .6)	.5	.2	.0	.0	.0	.7 ( .6)	.6	.3	.3	.3	.3
C80 T.m.n.a.s. o n.s.prim.sec.	12.9 ( 3.2)	11.3	5.7	7.2	6.1	4.1	6.8 ( 2.0)	5.9	2.9	4.2	3.4	2.1
C81 Malattia di Hodgkin	.5 ( .7)	.5	.2	.3	.3	.2	.1 ( .2)	.1	.0	.0	.0	.0
C82 Linfoma follicol.nonHodgki	.3 ( .4)	.2	.1	.0	.0	.0	.0 ( .0)	.0	.0	.0	.0	.0
C83 Linfoma diffuso nonHodgkin	.7 ( .7)	.7	.4	.3	.3	.2	.0 ( .0)	.0	.0	.0	.0	.0
C85 Al. n.s.linfomi nonHodgkin	7.3 ( 2.4)	6.3	3.4	5.3	4.4	2.7	3.8 ( 1.6)	3.2	1.6	2.5	2.0	1.2
C88 Mal.immunoprolifer.maligna	.7 ( .7)	.6	.2	.0	.0	.0	.0 ( .0)	.0	.0	.0	.0	.0
C90 Mieloma multipl.t.m.plasma	5.0 ( 2.0)	4.3	2.0	3.1	2.5	1.4	4.5 ( 1.8)	4.1	2.4	3.0	2.6	1.9
C91 Leucemia linfoide	5.0 ( 2.0)	4.3	2.1	3.0	2.6	1.6	3.1 ( 1.4)	2.6	1.2	1.4	1.1	.7
C92 Leucemia mieloide	8.9 ( 2.7)	7.7	3.6	5.0	4.1	2.5	3.9 ( 1.6)	3.4	2.4	2.4	2.1	2.1
C93 Leucemia monocitica	.0 ( .0)	.0	.0	.0	.0	.0	.1 ( .2)	.1	.0	.0	.0	.0
C95 Leucemie cell.non specific	2.0 ( 1.3)	1.7	.7	.6	.5	.3	.3 ( .4)	.3	.1	.0	.0	.0
C96 Al. n.s. t.m.tess.linf.ema	.2 ( .4)	.2	.0	.0	.0	.0	.5 ( .6)	.4	.2	.5	.4	.2
C00-C99 TUMORI MALIGNI	339.5 ( 16.5)	295.3	140.8	188.3	157.6	97.8	176.4 ( 10.8)	154.5	81.9	115.5	98.3	64.1

INCIDENZA E MORTALITÀ PER CANCRO IN UMBRIA, 2003-2005

TABELLA 95. REGISTRO TUMORI UMBRO DI POPOLAZIONE, 2003-2005.  
ASL n.4 -

Numero dei decessi per tumori maligni, tasso grezzo di mortalità e tassi standard, di Anni di Vita Potenziale Persi (YPLL) per 100.000 resid., per causa.

ICD10	MASCHI				FEMMINE			
	-numero di YPLL-		-tassi standard. YPLL-		-numero di YPLL-		-tassi standard. YPLL-	
	<65 anni	<75 anni	<65 anni	<75 anni	<65 anni	<75 anni	<65 anni	<75 anni
C01 Base della lingua	23	42	7.5	12.5	0	0	.0	.0
C02 Altre ns parti lingua	13	32	4.5	10.0	25	52	8.2	15.1
C04 Pavimento orale	8	17	2.3	4.8	0	0	.0	.0
C06 Altre ns parti bocca	0	2	.0	.5	0	0	.0	.0
C07 Parotide	38	47	17.4	20.0	0	0	.0	.0
C11 Nasofaringe	3	12	.8	3.7	23	32	7.4	9.7
C13 Ipofaringe	0	7	.0	2.1	0	0	.0	.0
C14 Al.n.s.sedi lab.cav.or.far	8	25	2.3	6.9	28	37	8.4	10.5
C15 Esofago	25	70	8.4	20.7	0	5	.0	.8
C16 Stomaco	125	385	41.2	109.3	45	150	13.6	38.0
C17 Piccolo intestino	8	20	2.3	5.3	0	0	.0	.0
C18 Colon	140	552	45.2	154.8	143	372	45.9	102.2
C19 Giunz.rettosigmoidea	13	25	4.5	7.9	18	27	5.5	7.9
C20 Retto	33	145	10.9	42.3	48	102	15.2	28.6
C21 Ano e canale anale	28	40	8.3	10.8	0	0	.0	.0
C22 Fegato dotti intraepatici	60	235	20.6	67.9	18	75	5.7	20.2
C23 Colecisti	3	17	.8	4.7	15	47	4.9	13.0
C24 Al.n.s.parti vie biliari	10	40	3.1	11.1	13	35	4.2	8.8
C25 Pancreas	205	485	67.9	142.3	43	230	13.2	60.6
C26 Al.mal def.organi digerent	0	30	.0	8.3	8	42	2.2	10.0
C31 Seni accessori	8	17	2.3	4.8	0	2	.0	.4
C32 Laringe	13	75	3.9	20.5	3	12	.8	3.5
C34 Bronchi e polmoni	565	1792	186.8	510.8	190	585	59.6	157.3
C38 Cuore mediastino pleura	8	20	2.3	5.3	0	2	.0	.4
C41 Ossa cart.art.altre e ns s	0	7	.0	2.1	0	2	.0	.4
C43 Melanoma della pelle	28	82	8.8	22.9	28	65	8.5	17.9
C44 Pelle non melanomi	13	25	4.5	7.9	0	0	.0	.0
C45 Mesotelioma	15	42	5.4	13.2	8	25	2.2	6.5
C48 Retroperit.peritoneo	0	7	.0	2.1	0	15	.0	3.8
C49 Tess.connettivo e molle	0	20	.0	5.2	18	65	5.1	16.9
C50 Mammella	3	12	.8	3.7	445	1102	142.7	306.0
C61 Prostata	28	112	8.4	30.0	0	0	.0	.0
C62 Testicolo	28	40	8.3	10.8	0	0	.0	.0
C63 Al.n.s.org.genit.maschili	0	2	.0	.5	0	0	.0	.0
C64 Rene eccet.pelvi renale	50	170	16.9	49.7	60	80	29.0	33.5
C67 Vescica	33	192	10.9	54.7	0	10	.0	2.3
C71 Cervello	188	432	62.8	127.3	60	192	18.1	50.7
C73 Ghiandola tiroide	25	50	8.4	14.6	0	0	.0	.0
C80 T.m.n.a.s. o n.s.prim.sec.	115	275	37.6	78.6	33	120	10.5	30.8
C81 Malattia di Hodgkin	0	7	.0	2.1	0	0	.0	.0
C83 Linfoma diffuso nonHodgkin	28	37	8.3	10.3	0	0	.0	.0
C85 Al. n.s.linfomi nonHodgkin	63	182	20.5	52.0	18	77	5.1	19.6
C90 Mieloma multipl.t.m.plasma	5	65	1.6	17.8	63	125	37.3	53.1
C91 Leuceemia linfoide	50	127	16.7	37.6	5	37	1.5	9.6
C92 Leuceemia mieloide	45	145	15.1	41.3	93	150	38.2	51.2
C95 Leuceemie cell.non specific	3	15	.8	4.2	0	0	.0	.0
C00-C99 TUMORI MALIGNI	2045	6190	679.4	1776.1	1770	4715	595.6	1315.6



INCIDENZA E MORTALITÀ PER CANCRO IN UMBRIA. 2003-2005

TABELLA 96. REGISTRO TUMORI UMBRO DI POPOLAZIONE. 2003-2005.  
ASL n.4 -

Numero dei decessi per tumori maligni, tasso grezzo e rischi cumulativi di mortalità per 100.

ICD10	MASCHI					FEMMINE				
	numero decessi	tasso grezzo	-rischi 0-74(e.s.)	cumulativi- 0-64 55-74		numero decessi	tasso grezzo	-rischi 0-74(e.s.)	cumulativi- 0-64 55-74	
C01 Base della lingua	5	1.5	.1( .1)	.0	.1	0	.0	.0( .0)	.0	.0
C02 Altre ns parti lingua	5	1.5	.1( .1)	.0	.1	4	1.1	.1( .1)	.0	.0
C04 Pavimento orale	1	.3	.0( .0)	.0	.0	0	.0	.0( .0)	.0	.0
C06 Altre ns parti bocca	4	1.2	.0( .0)	.0	.0	0	.0	.0( .0)	.0	.0
C07 Parotide	1	.3	.0( .0)	.0	.0	1	.3	.0( .0)	.0	.0
C08 Altre n.s.ghiand.saliv.mag	0	.0	.0( .0)	.0	.0	1	.3	.0( .0)	.0	.0
C09 Tonsille	0	.0	.0( .0)	.0	.0	2	.6	.0( .0)	.0	.0
C11 Nasofaringe	1	.3	.0( .0)	.0	.0	1	.3	.0( .0)	.0	.0
C13 Ipofaringe	1	.3	.0( .0)	.0	.0	0	.0	.0( .0)	.0	.0
C14 Al.n.s.sedi lab.cav.or.far	3	.9	.0( .1)	.0	.0	1	.3	.0( .0)	.0	.0
C15 Esofago	10	3.1	.1( .1)	.1	.1	3	.9	.0( .1)	.0	.0
C16 Stomaco	94	29.1	1.0( .3)	.3	.9	66	18.9	.4( .2)	.1	.4
C17 Piccolo intestino	2	.6	.0( .1)	.0	.0	0	.0	.0( .0)	.0	.0
C18 Colon	142	44.0	1.5( .3)	.5	1.4	91	26.0	.7( .2)	.3	.6
C19 Giunz.rettosigmoidea	5	1.5	.1( .1)	.0	.0	4	1.1	.0( .0)	.0	.0
C20 Retto	34	10.5	.3( .2)	.2	.3	25	7.1	.2( .1)	.1	.1
C21 Ano e canale anale	3	.9	.0( .1)	.0	.0	0	.0	.0( .0)	.0	.0
C22 Fegato dotti intraepatici	58	18.0	.7( .2)	.2	.6	24	6.9	.2( .1)	.1	.2
C23 Colecisti	6	1.9	.1( .1)	.0	.1	11	3.1	.1( .1)	.0	.1
C24 Al.n.s.parti vie biliari	9	2.8	.1( .1)	.0	.1	17	4.9	.1( .1)	.0	.1
C25 Pancreas	65	20.1	.9( .3)	.5	.7	56	16.0	.6( .2)	.2	.6
C26 Al.mal def.organi digerent	13	4.0	.1( .1)	.0	.1	16	4.6	.2( .1)	.0	.2
C31 Seni accessori	1	.3	.0( .0)	.0	.0	1	.3	.0( .0)	.0	.0
C32 Laringe	14	4.3	.3( .1)	.1	.3	2	.6	.0( .0)	.0	.0
C34 Bronchi e polmoni	331	102.6	4.5( .6)	1.6	4.1	88	25.1	1.1( .3)	.5	1.0
C38 Cuore mediastino pleura	3	.9	.0( .1)	.0	.0	1	.3	.0( .0)	.0	.0
C39 Al.mal def.org.resp.intrat	0	.0	.0( .0)	.0	.0	1	.3	.0( .0)	.0	.0
C41 Ossa cart.art.altre e ns s	1	.3	.0( .0)	.0	.0	2	.6	.0( .0)	.0	.0
C43 Melanoma della pelle	17	5.3	.2( .1)	.1	.2	8	2.3	.1( .1)	.1	.1
C44 Pelle non melanomi	4	1.2	.1( .1)	.0	.0	8	2.3	.0( .0)	.0	.0
C45 Mesotelioma	6	1.9	.1( .1)	.0	.0	4	1.1	.0( .1)	.0	.0
C48 Retroperit.peritoneo	3	.9	.0( .0)	.0	.0	5	1.4	.0( .1)	.0	.0
C49 Tess.connettivo e molle	12	3.7	.1( .1)	.0	.1	12	3.4	.1( .1)	.1	.1
C50 Mammella	1	.3	.0( .0)	.0	.0	148	42.3	1.8( .3)	.9	1.4
C51 Vulva	0	.0	.0( .0)	.0	.0	4	1.1	.0( .1)	.0	.0
C52 Vagina	0	.0	.0( .0)	.0	.0	2	.6	.0( .0)	.0	.0
C53 Collo dell'utero	0	.0	.0( .0)	.0	.0	3	.9	.0( .1)	.0	.0
C54 Corpo dell'utero	0	.0	.0( .0)	.0	.0	3	.9	.0( .1)	.0	.0
C55 Utero n.s.	0	.0	.0( .0)	.0	.0	30	8.6	.4( .2)	.2	.3
C56 Ovaio	0	.0	.0( .0)	.0	.0	66	18.9	.8( .2)	.4	.7
C61 Prostata	105	32.5	.4( .2)	.1	.4	0	.0	.0( .0)	.0	.0
C62 Testicolo	2	.6	.0( .1)	.0	.0	0	.0	.0( .0)	.0	.0
C63 Al.n.s.org.genit.maschili	1	.3	.0( .0)	.0	.0	0	.0	.0( .0)	.0	.0
C64 Rene eccet.pelvi renale	27	8.4	.4( .2)	.2	.3	18	5.1	.1( .1)	.1	.0
C65 Pelvi renale	2	.6	.0( .0)	.0	.0	1	.3	.0( .0)	.0	.0
C66 Uretere	1	.3	.0( .0)	.0	.0	0	.0	.0( .0)	.0	.0
C67 Vescica	80	24.8	.6( .2)	.2	.6	13	3.7	.0( .1)	.0	.0
C68 Al.n.s.organi urinari	2	.6	.0( .0)	.0	.0	1	.3	.0( .0)	.0	.0
C69 Occhio e annessi	1	.3	.0( .0)	.0	.0	0	.0	.0( .0)	.0	.0
C71 Cervello	45	13.9	.8( .2)	.4	.6	34	9.7	.4( .2)	.2	.4
C73 Ghiandola tiroide	7	2.2	.1( .1)	.0	.1	3	.9	.0( .0)	.0	.0
C76 Altre e mal.def.sedi	2	.6	.0( .0)	.0	.0	4	1.1	.0( .0)	.0	.0
C80 T.m.n.a.s. o n.s.prim.sec.	50	15.5	.6( .2)	.3	.5	39	11.1	.4( .2)	.1	.3
C81 Malattia di Hodgkin	2	.6	.0( .0)	.0	.0	1	.3	.0( .0)	.0	.0
C82 Linfoma follicol.nonHodgki	1	.3	.0( .0)	.0	.0	0	.0	.0( .0)	.0	.0
C83 Linfoma diffuso nonHodgkin	3	.9	.0( .0)	.0	.0	0	.0	.0( .0)	.0	.0
C85 Al. n.s.linfomi nonHodgkin	27	8.4	.4( .2)	.2	.4	19	5.4	.2( .1)	.1	.2
C88 Mal.immunoprolifer.maligna	3	.9	.0( .0)	.0	.0	0	.0	.0( .0)	.0	.0
C90 Mieloma multipl.t.m.plasma	19	5.9	.3( .1)	.0	.3	23	6.6	.2( .1)	.1	.2
C91 Leucemia linfoide	18	5.6	.2( .1)	.1	.2	17	4.9	.1( .1)	.0	.1
C92 Leucemia mieloide	34	10.5	.4( .2)	.1	.4	19	5.4	.2( .1)	.1	.1
C93 Leucemia monocitica	0	.0	.0( .0)	.0	.0	1	.3	.0( .0)	.0	.0
C95 Leucemie cell.non specific	8	2.5	.1( .1)	.0	.1	2	.6	.0( .0)	.0	.0
C96 Al. n.s. t.m.tess.linf.ema	1	.3	.0( .0)	.0	.0	2	.6	.0( .1)	.0	.0
C00-C99 TUMORI MALIGNI	1296	401.7	14.1( 1.1)	5.4	12.6	908	259.5	8.6( .8)	3.8	7.2

## BIBLIOGRAFIA.

1. Parkin DM, Chen W, Ferlay J, Galceran J, Storm HH, Whelan SL: Comparability and quality control in cancer registration. IARC Techn Rep n.19. Lyon, 1994.
2. Mastrandrea V, La Rosa F et al. Frequenza dei tumori maligni nella Regione umbra, 1994-1996. RTUP, Regione dell'Umbria, Perugia, 2000.
3. La Rosa F, Stracci F, et al. Il Cancro in Umbria. 1997-1999. RTUP, Regione dell'Umbria, Perugia, 2003.
4. La Rosa F e Gruppo di lavoro del RTUP. La Frequenza del Cancro in Umbria 1994-2002, RTUP, Regione dell'Umbria, Perugia, 2005.
5. WHO. International statistical classification of diseases and related health problems, tenth revision (ICD-10). Geneva, 1992.
6. WHO. International Classification of Diseases for Oncology (ICD-O-3), Geneva, 2000.
7. AIRTUM Working Group. I tumori in Italia, rapporto 2007: Sopravvivenza. Epidemiol. Prev. 2007, 31 (1) suppl.: 1-95.
8. La Rosa F, Stracci F, Cassetti T, et al. La Geografia del cancro in Umbria. 1978-2003. RTUP, Regione dell'Umbria, Perugia, 2007.
9. La Rosa F, Stracci F, Cassetti T, et al. La Geografia della mortalità in Umbria. 1978-2005. RTUP, Regione dell'Umbria, Perugia, 2008.



**Recenti pubblicazioni dell'AIRtum**

**Associazione Italiana Registri Tumori**

<http://www.registri-tumori.it/>



**Principali pubblicazioni dei collaboratori  
del Registro Tumori Umbro di Popolazione (ultimi 3 anni):**

Paci E, Coviello E, Miccinesi G,.....**Stracci F**,.....IMPACT Working Group. Evaluation of service mammography screening impact in Italy. The contribution of hazard analysis. Eur J Cancer 2008;44:858-865.

**Cassetti T, Stracci F, Minelli L, Scheibel M, Sapia IE, La Rosa F.** Metachronous malignancies in men with previous prostate cancer in Umbria, Italy. 1994-2003. Tumori 2008;94:7-10.

Dal Maso I, Lise M, Zamboni P,.....**Cassetti T**, et al. Incidence of primary liver cancer in Italy between 1988 and 2002: An age-period-cohort analysis. Eur J Cancer 2008;44:285-292.

**Minelli L, Stracci F, Cassetti T, Canosa A, Scheibel M, Sapia IE, La Rosa F.** Urban-rural differences in gynaecological cancer occurrence in a central region of Italy: 1978-1982 and 1998-2002. Eur J Gynaecol Oncol, 2007,28:368-472.

Capocaccia R, Buzzoni C, Grande C,.....**Cassetti T**, et al. Estimated and observed cancer incidence in Italy: a validation study. Tumori 2007;93:387-391.

**Stracci F, Cassetti T, Minelli L, Petrinelli AM, Canosa A, Scheibel M, Sapia IE, Romagnoli C, La Rosa F.** Urban-rural differences in male cancer incidence and mortality in the Umbria region of Italy. Ital J Public Health 2007;4:149-153.

**Cassetti T, Scheibel M, Stracci F, Minelli L, La Rosa F.** Incidence of multiple bladder and prostate cancer in a central region of Italy. Umbria, 1994-2004. Tumori 2007;93:242-243.

**Minelli L, Canosa A, Stracci F, Cassetti T, Petrinelli AM, Romagnoli C, La Rosa F.** Differenze di genere nella mortalità evitabile in Umbria. Ig San Pubbl 2007;63:247-261.

**Minelli L, Stracci F, Cassetti T, Scheibel M, Sapia IE, La Rosa F.** Epidemiological overview on the effectiveness of mass screening for female cancer in Umbria, Italy. Eur J Gynaecol Oncol 2007;28:297-301.

**Cassetti T, Stracci F, Canosa A, Minelli L, Scheibel M, Romagnoli C, La Rosa F.** Epidemiology of colorectal cancer in the Umbria region of Italy: prescreening period. Tumori 2007;93:13-18.

**Stracci F, Canosa A, Minelli L, Petrinelli AM, Cassetti T, Romagnoli C, La Rosa F.** Cancer mortality trends in the Umbria Region of Italy, 1978-2004: a joinpoint regression analysis. BMC Cancer 2007;7: 10.

**Romagnoli C, La Rosa F, Stracci F, Sapia IE.** Regione Umbria. Prima relazione sullo stato dell'arte del Registro Mesoteliomi asbesto correlate umbro. In: Il Registro Nazionale dei Mesoteliomi. Secondo rapporto. ISPSEL. Roma, ottobre 2006.

Paci E, Miccinesi G, Puliti D,.....**Stracci F**, et al. Estimate of overdiagnosis of breast cancer due to mammography after adjustment for lead time. A service screening study in Italy. Breast Cancer Res 2006;8:R68.

**Canosa A, Stracci F, Cassetti T, Minelli L, Romagnoli C, La Rosa F.** Analisi dei trend delle principali cause di morte in Umbria, 1994-2004. Ig San Pubbl 2006;62:463-474.

Crosignani P, Massari S, Audisio R,.....**Stracci F**, et al. The Italian surveillance system for occupational cancers: characteristics, initial results, and future prospects. Am J Ind Med 2006;49:791-798.

**Cassetti T, Stracci F, Canosa A, Minelli L, Petrinelli AM, Romagnoli C, La Rosa F.** Trends of mortality from external causes in the Umbria region of Italy:1994-2004. Ital J Public Health 2006;3:53-59.

**Le pubblicazioni del Registro possono essere richieste all'e-mail: [rtupop@unipg.it](mailto:rtupop@unipg.it)  
L'aggiornamento dei dati prodotti è riportato nel sito [www.rtup.unipg.it](http://www.rtup.unipg.it)**